

SCSC Accountability Update: *2018-2019 Academic Year*

*State Charter School Performance and
Progress Toward Renewal*

March 25, 2020



SCSC Mission

The mission of the State Charter Schools Commission of Georgia is to improve public education throughout the state by approving high quality charter schools that provide students with *better* educational opportunities than they would otherwise be afforded in traditional schools.

SCSC Comprehensive Performance Framework

The Comprehensive Performance Framework (CPF) is the tool the SCSC uses to annually assess state charter performance and track progress toward renewal.

In each of the three areas, the framework asks a fundamental question:

1. Academic Performance: Is the educational program offering students a better educational opportunity than they would otherwise receive at a traditional public school?
2. Financial Performance: Is the school financially viable?
3. Organizational Performance: Is the organization effective, compliant, and well run?

Academic Metrics Within the CPF

The College and Career Ready Performance Index (CCRPI):

The CCRPI is the official state accountability metric for public schools in Georgia.

The Value-Added Model (VAM) and the Beating The Odds (BTO) Measure:

The VAM and the BTO are predictive measures used to assess state charter schools based on their ability to positively impact the unique student populations they serve.

Schools may satisfy annual academic requirements by:

Outperforming their attendance zone on at least one of the following measures:

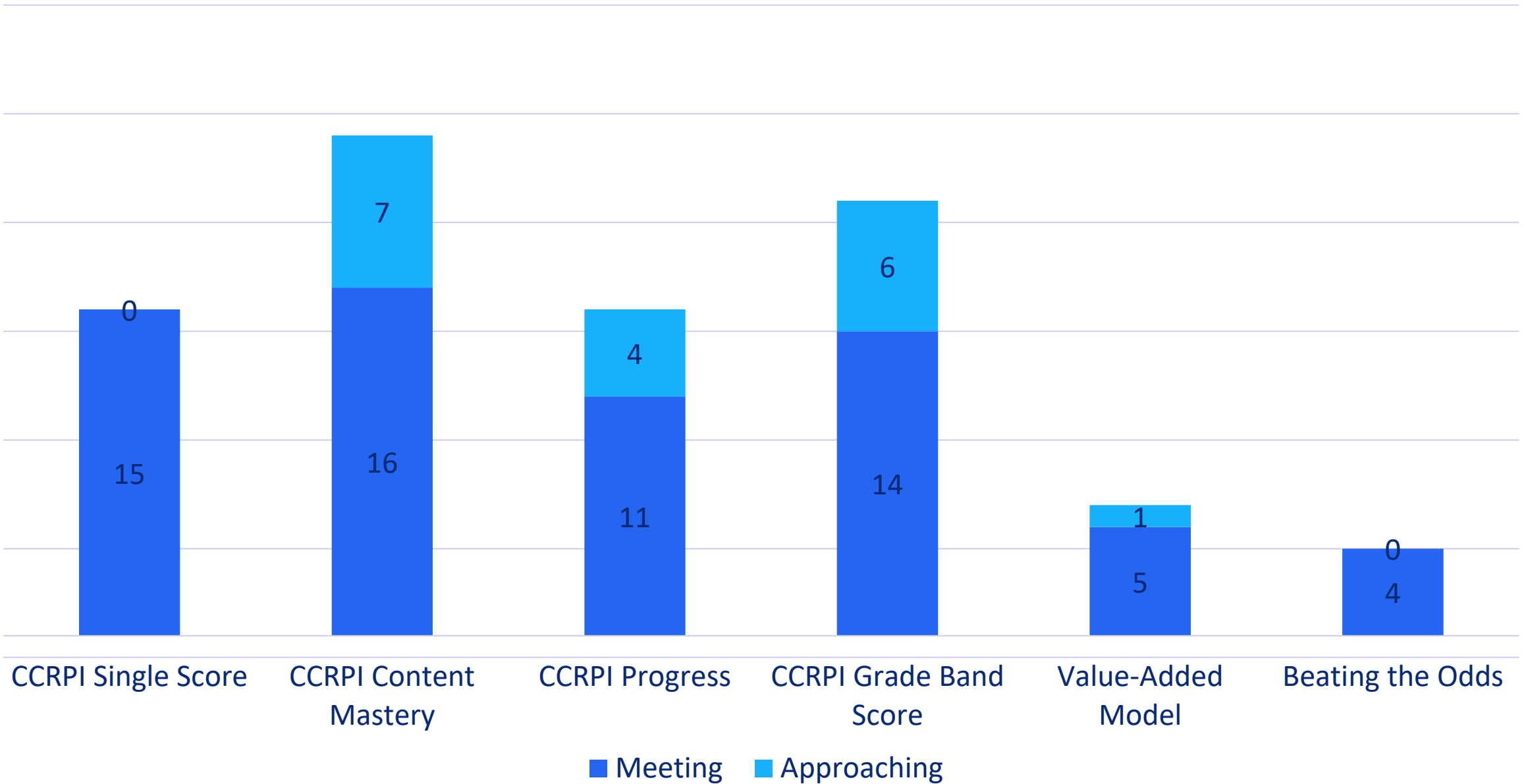
- **CCRPI Content Mastery,**
- **CCRPI Progress,**
- **CCRPI Grade Band Score,**
- **CCRPI Single Score,**
- **Value-Added Impact on Student Achievement,**

OR by earning a “**Beating The Odds**” designation from GaDOE

Performance Trends: Academic

- 59% (17 out of 29) of state charter schools met performance standards in 2018-19 by having a higher score on any one or combination of the CCRPI measures as compared to the attendance zone, District Average Score OR District Weighted Score.
- However, with the addition of the School Weighted attendance zone comparison score, **76% (22 out of 29) of state charter schools are outperforming in 2018-19,**
 - 21% (6 of 29) are approaching standards, and
 - Only one school is designated as not meeting.

Academic Performance by Measure 2018-19, Out of 29 Schools



2018-19 Academic Standings

Meeting Standards:

- Atlanta Heights Charter School
- Brookhaven Innovation Academy
- Coastal Plains Charter High School
- Coweta Charter Academy
- Dubois Integrity Academy
- Foothills Education Charter High School
- Genesis Innovation Academy for Boys
- Genesis Innovation Academy for Girls
- Georgia School for Innovation and the Classics
- International Academy of Smyrna
- International Charter Academy of Georgia
- International Charter School of Atlanta
- Ivy Preparatory Academy at Kirkwood
- Liberty Tech Charter Academy
- Mountain Education Charter High School
- Odyssey Charter School
- Pataula Charter Academy
- Resurgence Hall Charter School
- SAIL Charter Academy - School for Arts-Infused Learning
- SLAM Academy of Atlanta
- Statesboro STEAM Academy
- Utopian Academy for the Arts Charter School

Approaching Standards:

- Cherokee Charter Academy
- Cirrus Charter Academy
- Fulton Leadership Academy
- Georgia Connections Academy
- Georgia Cyber Academy
- Southwest Georgia S.T.E.M. Charter Academy

Not Meeting Standards:

- Scintilla Charter Academy

Financial Metrics Within the CPF

Near Term Measures:

Near term measures assess a school's financial position and viability in the upcoming year. Schools meeting the desired standards demonstrate a low risk of financial distress in the near future.

Sustainability Measures:

Sustainability measures are designed to depict a school's financial position and viability over time. Schools that meet the desired standards demonstrate a low risk of financial distress throughout the remainder of the charter term.

Schools may satisfy annual financial requirements by:

Demonstrating adequate performance on the following near-term measures:

- **current ratio**
- **unrestricted days cash**
- **enrollment variance**
- **debt to income ratio**, and
- **default on debt**

AND on the following sustainability measures:

- **efficiency margin**, and
- **debt to asset ratio.**

Performance Trends: Finances

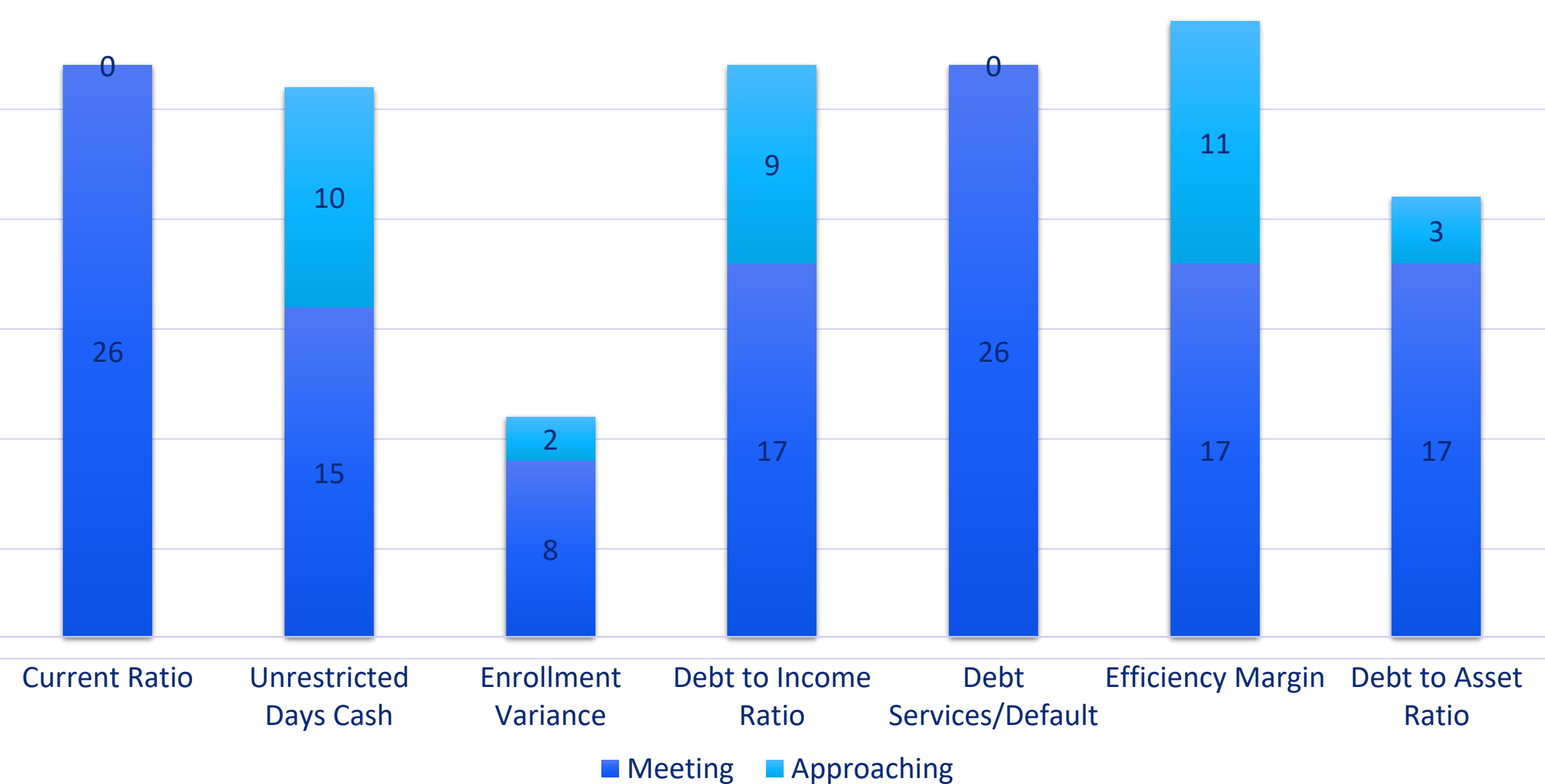
Previous version of the CPF:

- 41% (12 out of 29) state charter schools met performance standards in 2018-19, and
- 59% (17 out of 29) are not meeting standards.

Updated version of the CPF:

- 52% (15 out of 29) of state charter schools met financial standards in 2018-19,
- 14% (4 of 29) are approaching standards, and
- 34% (10 of 29) are not meeting standards.

Financial Performance by Measure 2018-19, Out of 29 schools



2018-19 Financial Standings

Meeting Standards:

- Atlanta Heights Charter School
- Coastal Plains Charter High School
- Dubois Integrity Academy
- Foothills Education Charter High School
- Genesis Innovation Academy for Boys
- Genesis Innovation Academy for Girls
- Georgia Connections Academy
- Georgia Cyber Academy
- Georgia School for Innovation and the Classics
- International Charter School of Atlanta
- Liberty Tech Charter Academy
- Mountain Education Charter High School
- Odyssey Charter School
- Pataula Charter Academy
- Resurgence Hall Charter School

Approaching Standards:

- Cherokee Charter Academy
- International Charter Academy of Georgia
- Statesboro STEAM Academy
- Scintilla Charter Academy

Not Meeting Standards:

- Brookhaven Innovation Academy
- Cirrus Charter Academy
- Coweta Charter Academy
- Fulton Leadership Academy
- International Academy of Smyrna
- Ivy Preparatory Academy at Kirkwood
- SAIL Charter Academy - School for Arts-Infused Learning
- SLAM Academy of Atlanta
- Southwest Georgia S.T.E.M. Charter Academy
- Utopian Academy for the Arts Charter School

Operational Metrics Within the CPF

Charter Contracts, SBOE Rule, SCSC Rule, and State and Federal Law:

Schools are expected to operate in compliance with their charter contracts, and they may not waive certain portions of rule and law.

Schools may satisfy annual operational requirements by adhering to the requirements of their charter contracts and all applicable rules and laws as measured by:

- the school's **educational program** (adherence to its essential or innovative features and implementation of required programs);
- **financial oversight** (adherence to GAAP standards);
- **governance capacity and transparency**;
- **protecting students and employees** through the appropriate use of compensatory programs and employee qualifications;
- **maintaining a positive school environment** by promoting student retention and support services;

AND any additional obligations including:

- **the timely remediation of previous noncompliance.**

Performance Trends: Operations

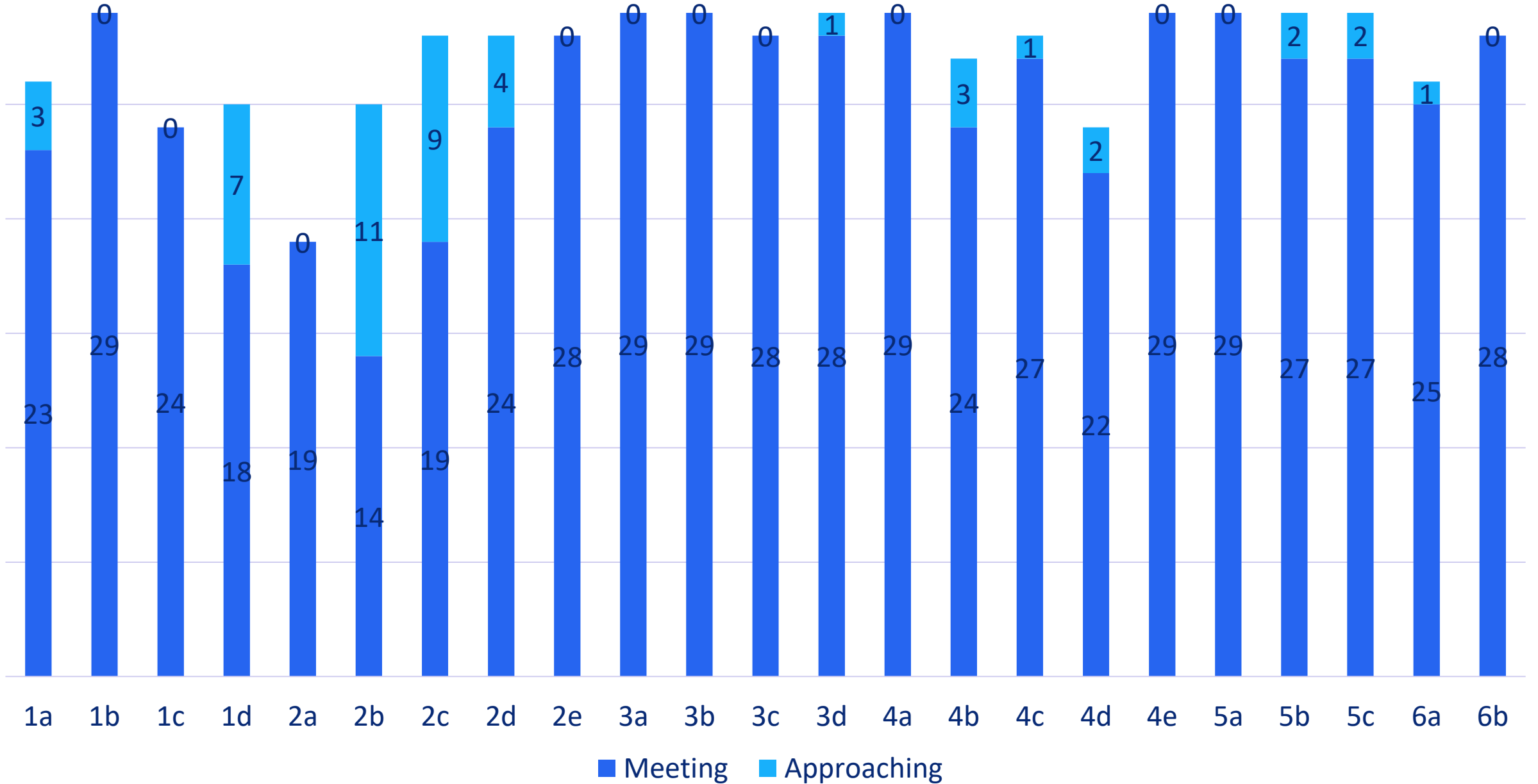
Previous version of the CPF:

- 90% (26 out of 29) state charter schools met performance standards in 2018-19, and
- 10% (3 out of 29) are not meeting standards.

Updated version of the CPF:

- 86% (25 out of 29) of schools are meeting operational standards,
- 10% (3 of 29) are approaching standards, and
- only one school is designated as not meeting standards.

Operational Performance by Measure 2018-19, Out of 29 Schools



2018-19 Operational Standings

Meeting Standards:

- Atlanta Heights Charter School
- Cherokee Charter Academy
- Coastal Plains Charter High School
- Coweta Charter Academy
- Dubois Integrity Academy
- Foothills Education Charter High School
- Fulton Leadership Academy
- Genesis Innovation Academy for Boys
- Genesis Innovation Academy for Girls
- Georgia Connections Academy
- Georgia Cyber Academy
- Georgia School for Innovation and the Classics
- International Academy of Smyrna
- International Charter Academy of Georgia
- International Charter School of Atlanta
- Ivy Preparatory Academy at Kirkwood

Meeting Standards:

- Liberty Tech Charter Academy
- Mountain Education Charter High School
- Odyssey Charter School
- Pataula Charter Academy
- Resurgence Hall Charter School
- SAIL Charter Academy
- Scintilla Charter Academy
- SLAM Academy of Atlanta
- Statesboro STEAM Academy
- Utopian Academy for the Arts Charter School

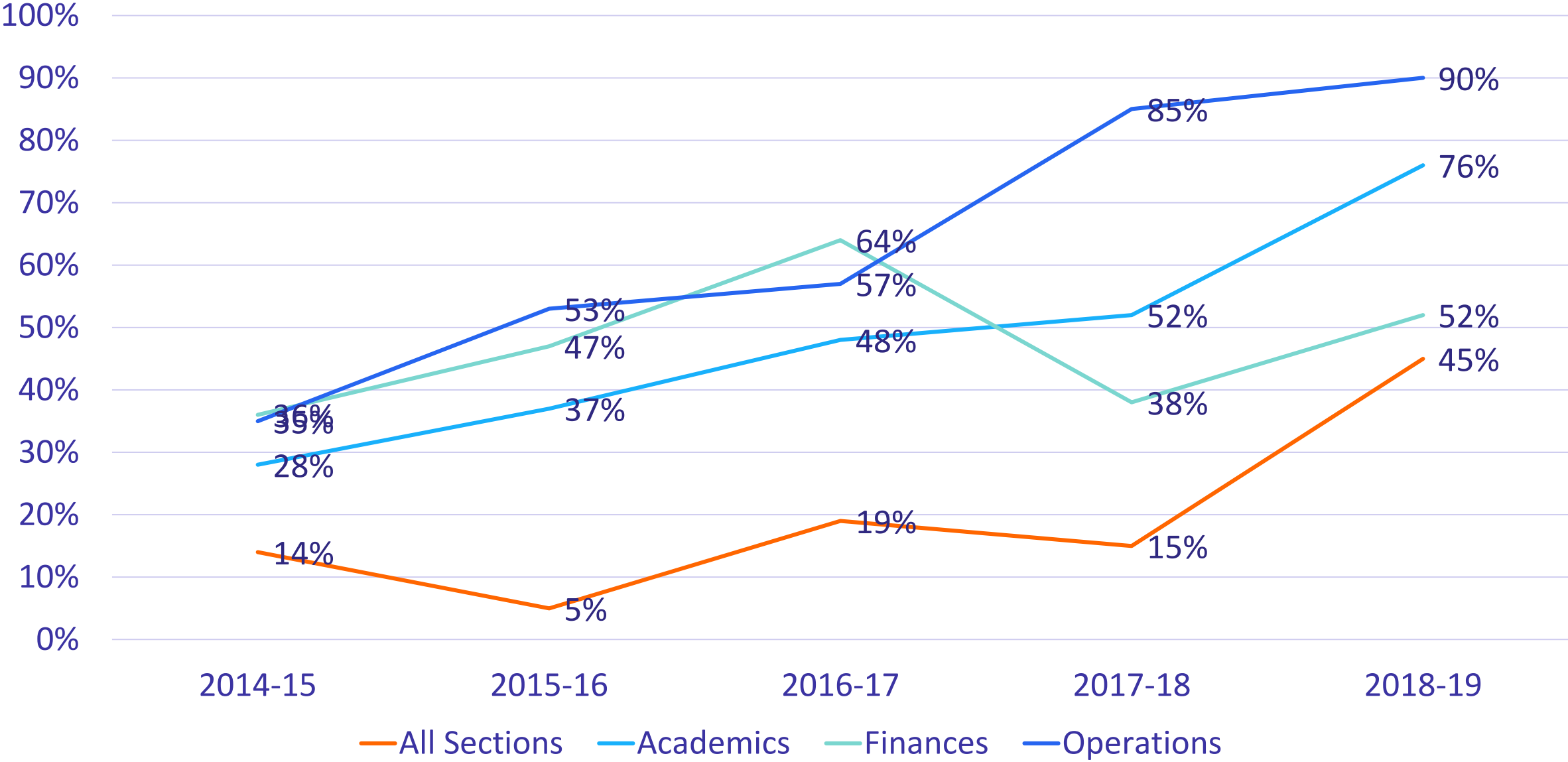
Approaching Standards:

- Brookhaven Innovation Academy
- Cirrus Charter Academy

Not Meeting Standards:

- Southwest Georgia S.T.E.M. Charter Academy

Percent of State Charter Schools Meeting Performance Standards



CPF Performance Across the Term

Green cells indicate the school met performance standards, yellow indicates the school is approaching performance standards and red cells indicate the school did not meet performance standards. Schools are grouped by renewal term cohort. ACA= Academics, FIN=Finances, OPS= Operations

	2015-2016			2016-2017			2017-2018			2018-2019			2019-2020		
School	ACA	FIN	OPS	ACA	FIN	OPS	ACA	FIN	OPS	ACA	FIN	OPS	ACA	FIN	OPS
Brookhaven Innovation Academy				1	30	91	98	60	91	98	50	74	Year 4 of First Term Renewal 2021		
Cirrus Charter Academy				1	50	70	0	40	85	62	45	79			
Liberty Tech				97	95	68	98	95	88	98	100	100			
Southwest GA STEM				1	80	56	2	50	66	60	65	53			
Statesboro STEAM	Previous Charter Term			61	80	100	62	65	88	100	75	83	Second Term- Renewal 2021		
Atlanta Heights Charter School	Previous Charter Term			Previous Charter Term			2	75	100	96	85	100	Year 2 of Second Term Renewal 2021		
Georgia Connections Academy							96	70	88	60	85	86			
Ivy Prep Academy at Kirkwood							98	45	87	98	45	82			
Coastal Plains							0	85	95	96	90	100	Year 3 of First Term Renewal 2022		
Genesis Academy for Boys							62	70	76	100	85	91			
Genesis Academy for Girls							2	60	78	100	85	91			
International Academy of Smyrna							98	30	89	98	40	100			
Resurgence Hall							98	85	84	100	80	100			
SAIL – School for Arts-Infused Learning							98	15	93	96	55	92			
Scintilla Charter Academy	1	55	81	97	50	81	0	60	100	2	75	100	Year 5 of Term Renewal 2022		
Int'l Charter Academy of Ga										98	75	87	Year 2 of First Term Renewal 2023		
SLAM Academy										98	65	89			
Cherokee Charter Academy	Previous Charter Term			Previous Charter Term			Previous Charter Term			62	75	98	Year 2 of Second Term Renewal 2023		
Coweta Charter Academy										98	60	100			
Fulton Leadership Charter Aca.										62	45	98			
Pataula Charter Academy										98	95	100			
Foothills Education Charter HS	1	100	86	1	95	97	96	95	99	96	100	99	Year 5 of First Term Renewal 2023		
Georgia Cyber Academy	1	75	92	0	75	100	0	75	100	60	85	94			
Utopian Academy for the Arts	1	40	68	1	60	68	98	50	87	98	40	99			
Mountain Ed. Charter HS	97	100	91	97	90	82	96	90	96	96	90	97	Renewal 2023		
DuBois Integrity Academy	1	65	69	97	50	79	98	70	80	100	80	100	Year 5 of First Term Renewal 2025		
Int'l Charter School of Atlanta	97	60	85	97	75	89	98	65	80	98	100	100			
GA School for Innov. & the Classics	1	75	77	97	95	70	98	95	74	98	90	88			
Odyssey Charter School	97	95	78	61	85	77	98	90	100	98	95	100			

What's Next?

1. School Performance Review Presentations
2. Supports and Trainings

Performance Review Process

Structure

- Schools not meeting standards in any area (academics, finances, or operations) of the SCSC CPF in 2018-2019 will be asked to complete a performance evaluation questionnaire. Typically, participating schools are also asked to present improvement plans in person to commissioners.

Purpose

- To engage directly with boards and school leaders on critical issues related to renewal.

Timeline

- In previous years, schools presented at either the April, May or June SCSC Meeting.
- Due to the current school closures and health and safety regulations, the status of in-person presentations are still to be determined.

Supports and Trainings

- *New Schools*
 - ❑ SCSC schools will work with a consultant to help with implementing the requirements of the SCSC Pre-opening Checklist during their planning year.
- *Academics*
 - ❑ *Academic Support Conference*- A new 1.5 day intensive workshop for school leadership/Instructional teams with a focus on Data Analysis, Curriculum Alignment, Assessment and Instruction.
 - ❑ *LEA Reporting Training*- A full day training for school leadership to familiarize them with the data systems they will be using to report data in the upcoming year.
- *Finance*
 - ❑ *Charter Schools Financial Management Program with Carl Vinson Institute of Government at UGA*- Courses for SCSC school administrators and board members that build charter-specific financial management skills.
- *Human Capital* - The SCSC continues to partner with external organizations to support state charter schools in:
 - Improving board capacity and function
 - Leader development
 - Teacher recruitment and retention

Conclusion

- Adjustments to the annual school performance review process and timeline are being made and will be communicated with school as soon as possible.
- SCSC staff will continue providing dynamic supports in an effort to increase the capacity of state charter schools.
- SCSC staff will provide commissioners regular updates as new data becomes available.

Questions?