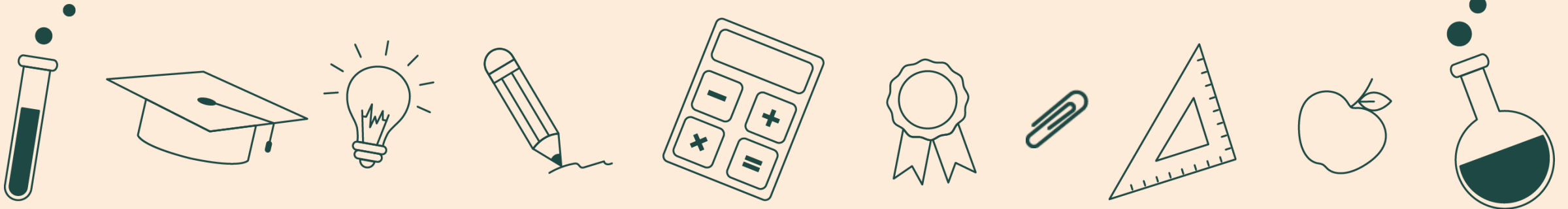




# SCSC Accountability Update

2020-2021 School Year



# Vision

Innovative and superior charter schools advancing education in every community.

# Mission

The mission of the State Charter Schools Commission of Georgia is to improve public education by authorizing high-quality charter schools that provide students with better educational opportunities than they would otherwise receive in traditional district schools.



# Comprehensive Performance Framework



The Comprehensive Performance Framework (CPF) is the tool the SCSC uses to annually assess state charter performance and track progress toward renewal.

In each of the three areas, the framework asks a fundamental question:

- **Academic Performance:** Is the educational program offering students a better educational opportunity than they would otherwise receive at a traditional public school?
- **Financial Performance:** Is the school financially viable?
- **Organizational Performance:** Is the organization effective, compliant, and well run?





# Academic Metrics

# Academic Measures for 2021:



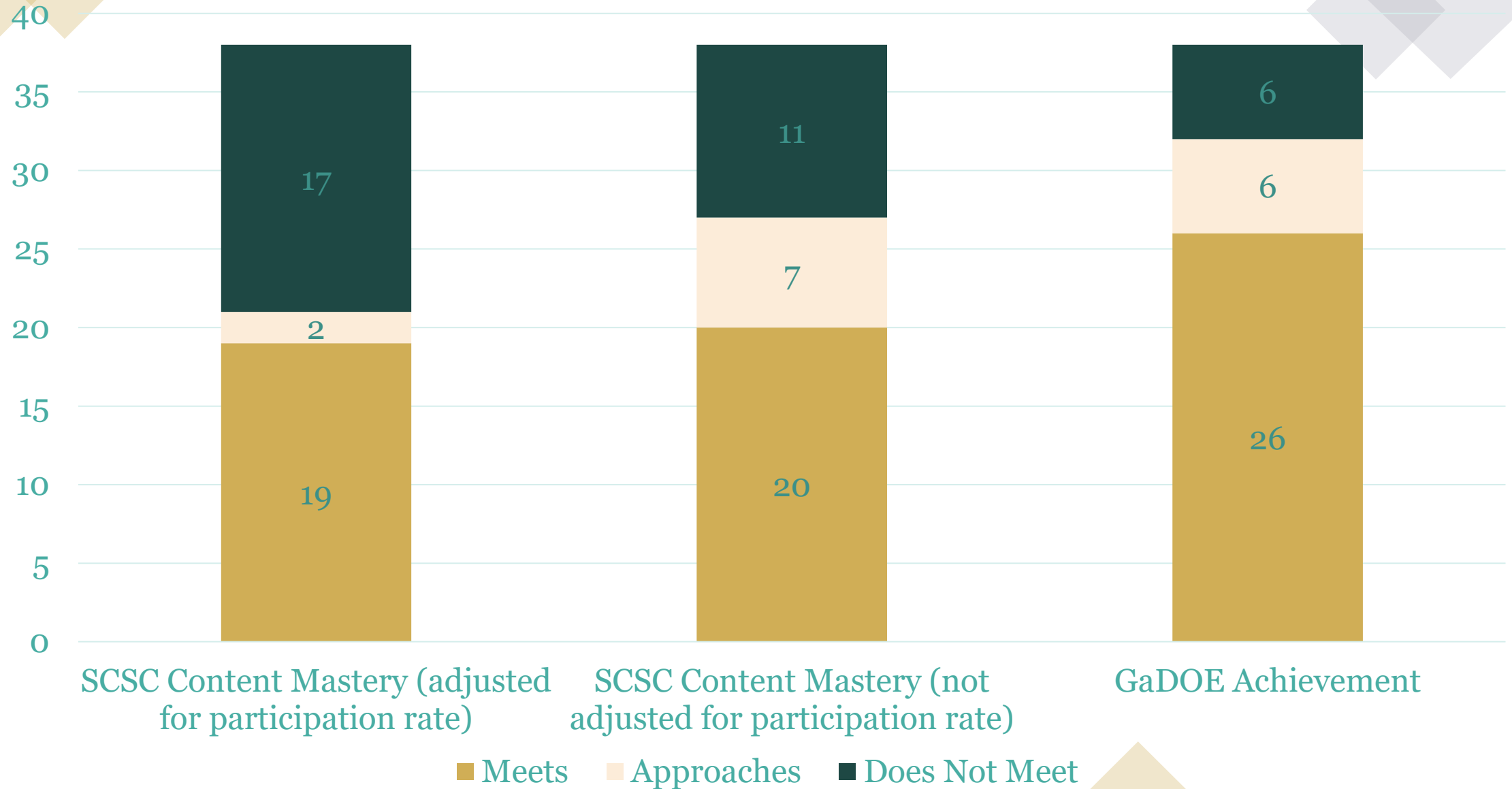
- 1. SCSC Content Mastery calculations adjusted for participation rate**
- 2. SCSC Content Mastery calculations NOT adjusted for participation rate**
- 3. GaDOE Achievement Rates**

A school is considering meeting standards if it:

- Outperforms the schools from which it enrolls students on any one or combination of measures 1-3 in all grades bands served OR
- Outperforms the schools from which it enrolls students on a grade-band enrollment weighted overall school score for any measure 1-3.



# Academic Performance by Measure 2020-2021, of 38 schools



# Benchmark Assessment Review

## Process:

If a state charter school does not meet standards via one of the first three indicators, school-administered benchmark assessments will be reviewed.

- Compliance via benchmark results is determined on a school-by-school basis to account for differences in type of assessment administered and available data.
- However, when similarities between data sources occurred efforts were made to apply the same methodology to all relevant schools.
- When possible, comparisons to state and/or national level data were made.
- When possible, achievement and growth measures were utilized.

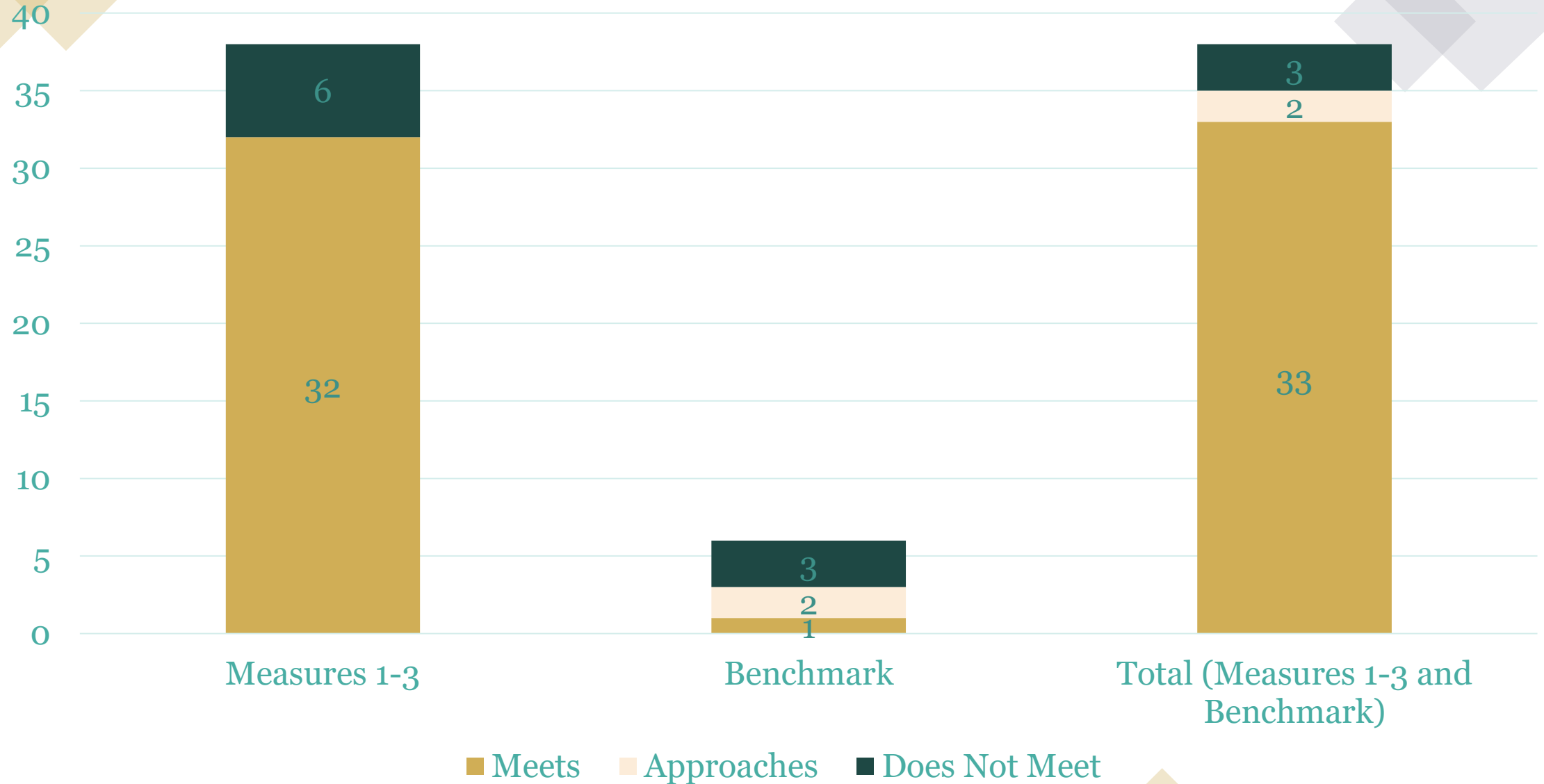
## Data

Data must come from a nationally recognized assessment provider in a format verifiable from the assessment system.

- Three schools provided MAP Growth data, two provided iReady data and one provide USA Test Prep data.



# Academic Performance by Measure 2020-2021, 38 schools







33 of 38 (87%) state charter schools are meeting academic standards for the 2020-2021 school year

92% of SCSC students were enrolled in one these 33 schools in 2020-21, that's 33,413 students.



# Financial Metrics

# Financial Metrics

Schools may satisfy annual financial requirements by:  
Demonstrating adequate performance on the following near-term measures:

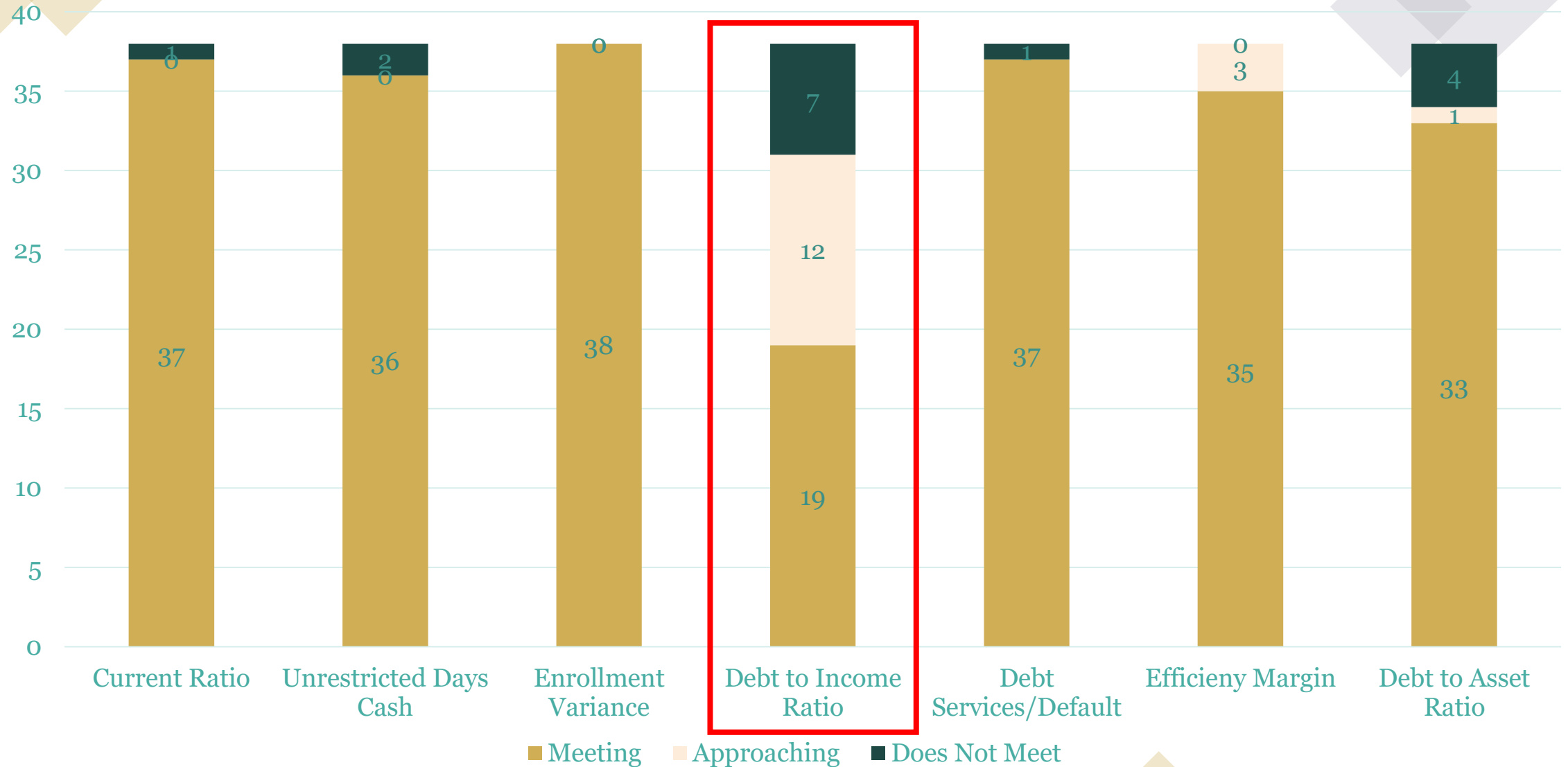
- current ratio
- unrestricted days cash
- enrollment variance
- debt to income ratio, and
- default on debt

AND on the following sustainability measures:

- efficiency margin, and
- debt to asset ratio.



## Financial Performance by Measure 2020-2021, 38 Schools



# Debt to Income Ratio

## Measure 1d, Annual Debt to Income (DTI): Total Annual Debt Payments (Debt Service) / Total Revenue

Does the school have enough income to cover short-term debt?

- Meets Standard: Annual DTI is below 5 percent
- Approaches Standard: Annual DTI is between 5 and 15 percent
- Does Not Meet Standard: Annual DTI is above 15 percent



# Financial Measures 2021 Adjustment

## Measure 1c, Enrollment Variance

- holds schools accountable for gauging a school's ability to accurately project the number of students that will attend the school in the upcoming year.
- Enrollment is the primary source of school revenue thus key to financial viability.

Due to the COVID pandemic, many schools experienced higher than expected enrollment variance.

- Notably, many brick-and-mortar schools over-projected anticipated student enrollment whereas the virtual state charter schools, under-projected anticipated student enrollment.

Given the enrollment anomalies resulting from the COVID pandemic, the SCSC granted all state charter schools the full 15 points for Measure 1c for the 2020-2021 school year.



# Enrollment Variance



2020

2021

■ Meeting   ■ Approaching   ■ Does Not Meet



35 of 38 (92%) state charter schools are meeting financial standards for the 2020-2021 school year







# Operations Metrics

# Operations Metrics

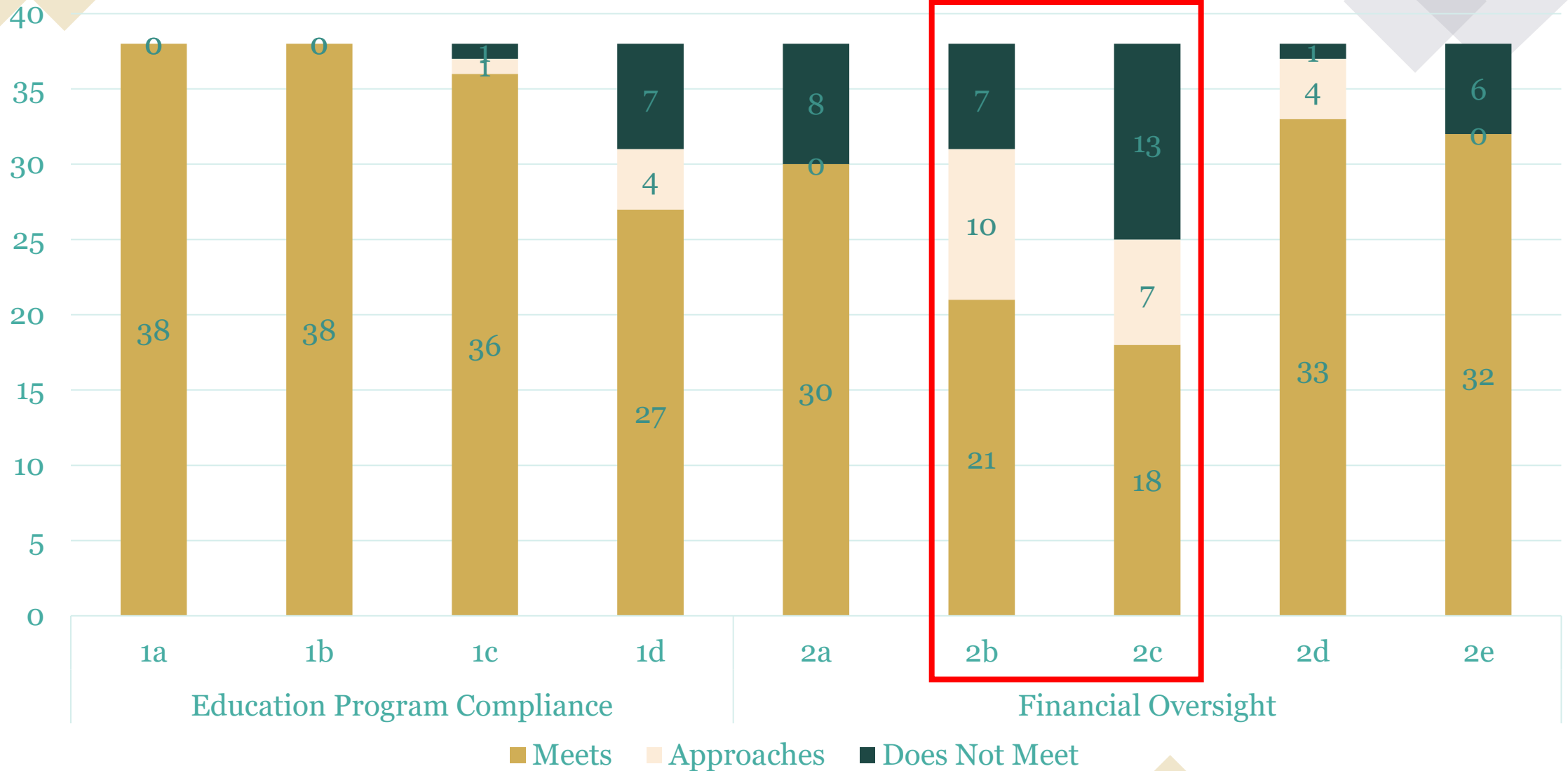
Schools may satisfy annual operational requirements by adhering to the requirements of their charter contracts and all applicable rules and laws as measured by:

1. the school's **educational program** (adherence to its essential or innovative features and implementation of required programs);
2. **financial oversight** (adherence to GAAP standards);
3. **governance** capacity and transparency;
4. protecting **students and employees** through the appropriate use of compensatory programs and employee qualifications;
5. maintaining a positive **school environment** by promoting student retention and support services;

AND any **additional obligations** including:  
the timely remediation of previous noncompliance.



# Operational Performance by Measure 2020-2021, 38 Schools



# Financial Oversight

## Measure 2b- Adherence to Federal Financial Requirements

*Meets Standard:* The school complied with all applicable laws, rules, regulations, and provisions of the charter contract relating to proper internal controls, expenditures, inventory, drawdowns, and cost principles when expending federal funds, including but not limited to:

- Proper segregation of duties;
- Source documentation for expenditures paid with federal funds;
- Complete and on-time submission of program budgets (Title I, IDEA, and grant budgets); and
- Maintaining inventory controls and documentation in accordance with federal regulations for items purchased with federal funds.



# Financial Oversight

## Measure 2c- Adherence to Local Units of Administration (LUA) Manual

### *Meets Standard:*

The school complied with all material provisions of the LUA manual.

### *Approaches Standard:*

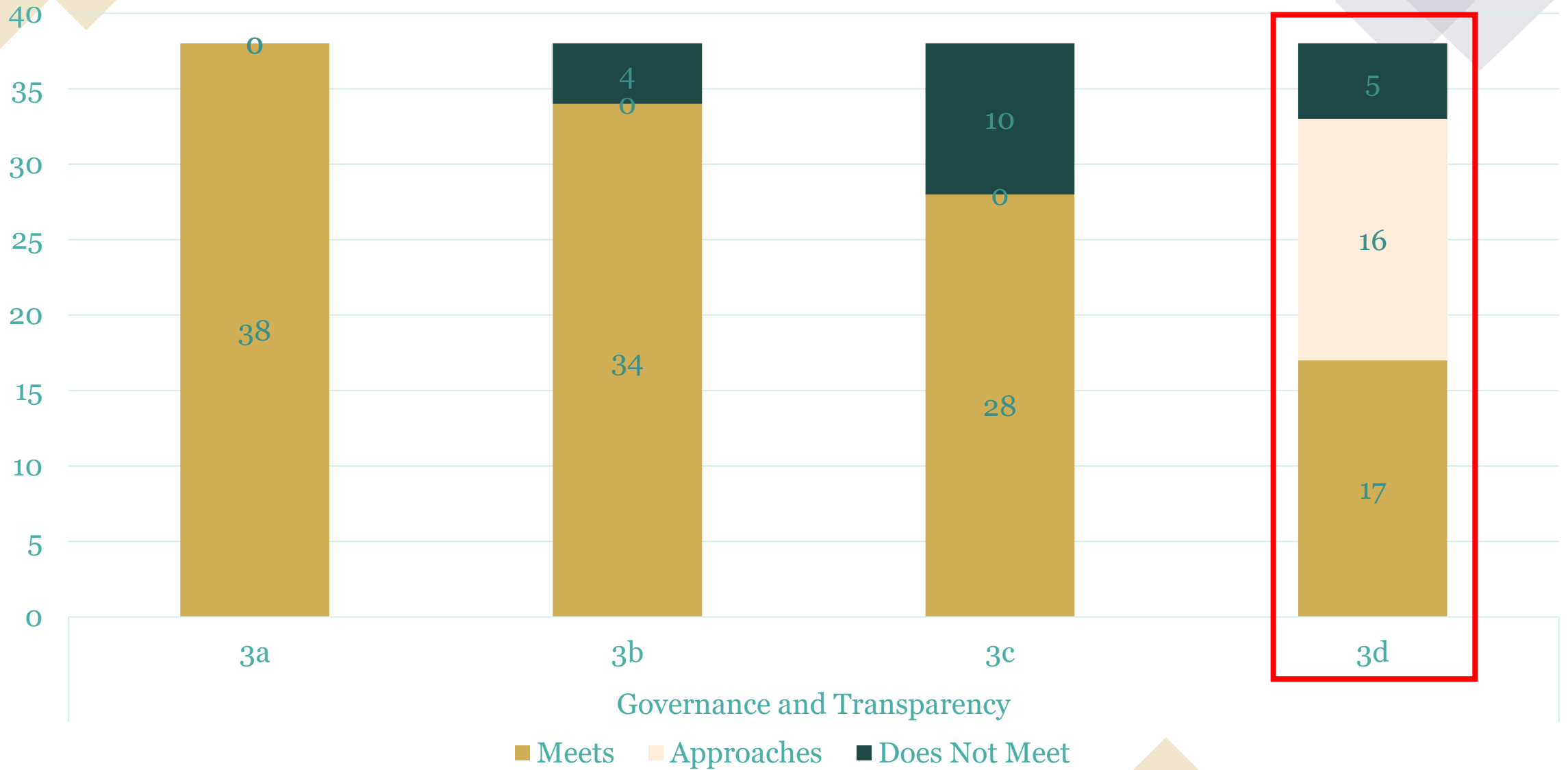
The school failed to comply with at least one material provision of the LUA manual during its SCSC onsite or desk monitoring visit, but the school adequately remedied its finding(s) and regained compliance.

### *Does Not Meet Standard:*

The school failed to comply with one or more material provisions of the LUA manual.



# Operational Performance by Measure 2020-2021, 38 Schools



# Governance and Transparency

## Measure 3d - Transparent Governance and Communication with Stakeholders

*Meets Standard:* The school complied with all applicable laws, rules, regulations, provisions of its charter contract, or its policies relating to operating transparently and effectively communicating with stakeholders, including but not limited to:

- Following provisions in SCSC rule 691-2-.03 regarding providing the public easy access to informational items on the school's website;
- Communicating school leadership and other major school changes in a timely and transparent matter; and
- Appropriately and promptly responding to stakeholder complaints, questions, and concerns.



# Operational Performance by Measure 2020-2021, 38 schools





# Students and Employees

## Measure 4a - Rights of All Students

*Meets Standard:* The school complied with all applicable laws, rules, regulations, provisions of its charter contract, and its policies relating to the rights of students, including but not limited to:

- Policies and practices related to admissions, lottery, waiting lists, fair and open recruitment, and enrollment (including rights to enroll or maintain enrollment);
- The collection and protection of student information (that could be used in discriminatory ways or otherwise contrary to law);
- Due process protections, privacy, civil rights, and student liberties requirements, including First Amendment protections and the Establishment Clause restrictions prohibiting public schools from engaging in religious instruction; and
- Conduct of discipline (discipline hearings and suspension and expulsion policies and practices).



# Students and Employees

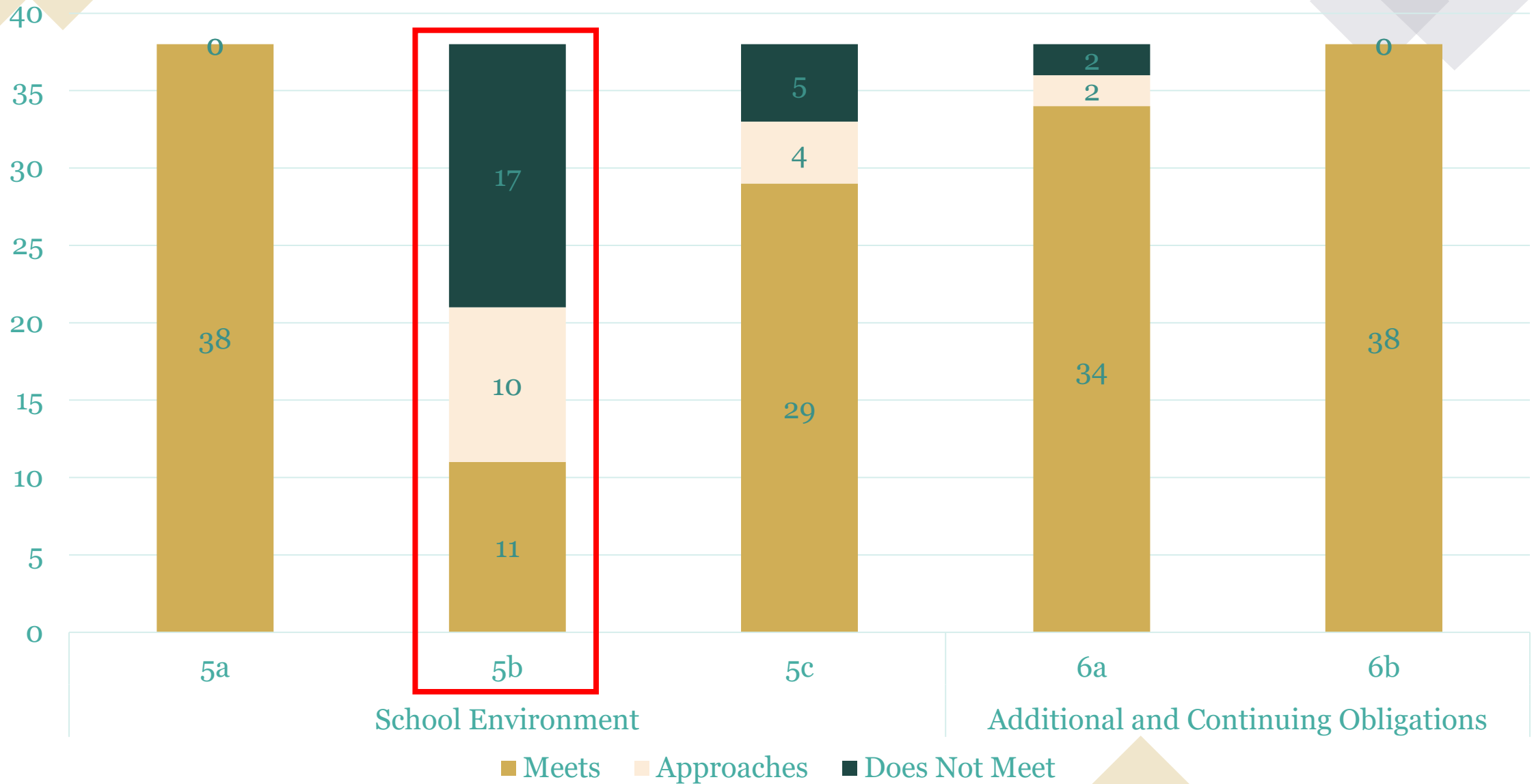
## Measure 4b - Rights of Students with Disabilities

*Meets Standard:* Consistent with the school's status and responsibilities as a Local Education Agency (LEA), the school complied with all applicable laws, rules, regulations, and provisions of the charter contract (including the Individuals with Disabilities Education Act, Section 504 of the Rehabilitation Act of 1973, and the Americans with Disabilities Act) relating to the treatment of students with identified disabilities and those suspected of having a disability, including but not limited to:

- Identification and referral of students who may have a disability;
- Operational compliance regarding the academic program, assessments, and all other aspects of the school's program and responsibilities;
- Discipline, including due process protections, manifestation determinations, and behavioral intervention plans;
- Appropriately implementing student Individualized Education Programs and Section 504 plans;
- Ensuring appropriate access to the school's facilities and programs to students and parents.



# Operational Performance by Measure 2020-2021, 38 Schools



# School Environment

## Measure 5b - Health and Safety

*Meets Standard:* The school complied with all applicable laws, rules, regulations, and provisions of its charter contract relating to safety and the protection of student and employee health, including, but not limited to:

- School Health Nurse Program;
- Conducting child abuse and neglect training;
- Annual health assessments of students;
- Diabetes Medical Management Plans;
- Access to auto-injectable epinephrine and automated external defibrillators as appropriate;
- Scoliosis screening; and
- A physically safe and secure environment.





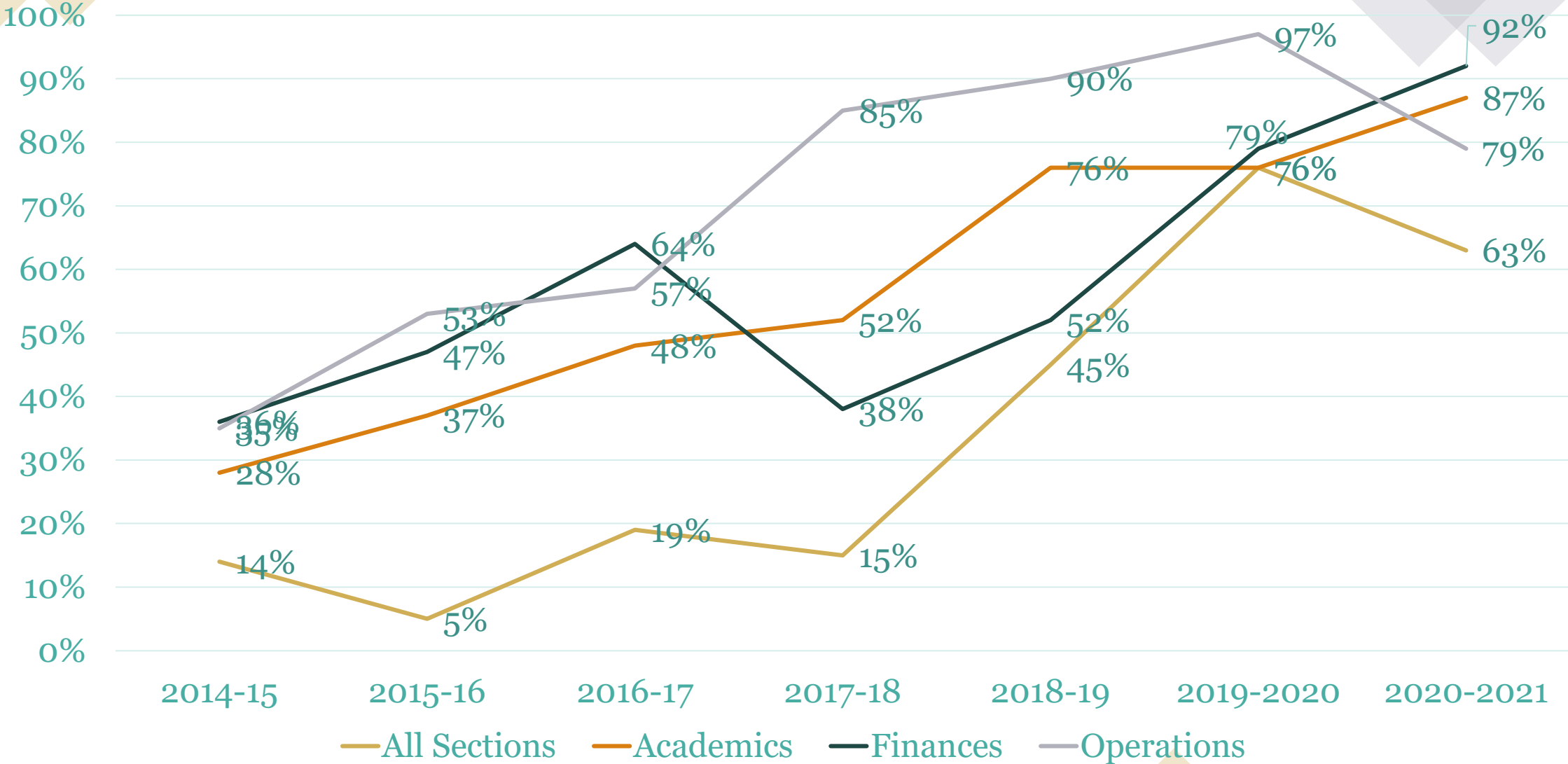
30 of 38 (79%) state charter schools are meeting operational standards for the 2020-2021 school year





# Overall Performance

# Percent of State Charter Schools Meeting Performance Standards



	2016-2017			2017-2018			2018-2019			2019-2020			2020-2021			2021-2022					
School	ACA	FIN	OPS	ACA	FIN	OPS	ACA	FIN	OPS	ACA	FIN	OPS	ACA	FIN	OPS	ACA	FIN	OPS			
Brookhaven Innovation Academy	1	30	91	98	60	91	98	50	74	NA	50	87	Meet	95	93	Year 6 of Term Renewal 2022					
Cirrus Academy Charter School	1	50	70	0	40	85	62	45	79	NA	75	88	DNM	85	79						
Southwest Georgia STEM	APP	80	56	2	50	66	60	65	53	NA	95	88	Meet	100	87						
Statesboro STEAM Academy	61	80	100	62	65	88	100	75	83	NA	90	96	Meet	85	76	Year 6, Renewal 2022					
Atlanta Heights Charter School				96	75	100	96	85	100	NA	85	86	Meet	65	78	Year 4, 2 <sup>nd</sup> Term, Renewal 2022					
Georgia Connections Academy				96	70	88	60	85	86	NA	95	98	Meet	100	96						
Ivy Prep Academy at Kirkwood				98	45	87	98	45	82	NA	50	94	Meet	65	82						
Genesis Innovation Academy for Boys				62	70	76	100	85	91	NA	85	94	Meet	85	84	Year 5 of Term, Renewal 2023					
Genesis Innovation Academy for Girls				2	60	78	100	85	91	NA	95	94	Meet	85	84						
Resurgence Hall Charter School				98	85	84	100	80	100	NA	90	98	Meet	95	87						
SAIL – School for Arts-Infused Learning				98	15	93	96	55	92	NA	75	89	Meet	90	78						
Scintilla Charter Academy	97	50	81	0	60	100	2	75	100	NA	80	94	Meet	95	82	Year 2, Renewal 2023					
International Charter Academy of Georgia							98	75	87	NA	95	92	Meet	95	82	Year 4 of Term, Renewal 2024					
SLAM Academy of Atlanta							98	65	89	NA	80	90	Meet	95	87						
Cherokee Charter Academy							62	75	98	NA	80	87	DNM	95	78	Year 4, 2 <sup>nd</sup> Term Renewal 2024					
Coweta Charter Academy							98	60	100	NA	70	90	Meet	80	83						
Fulton Leadership Academy							62	45	98	NA	55	90	Meet	95	68						
Pataula Charter Academy							98	95	100	NA	90	96	Meet	95	98						
International Academy of Smyrna				98	30	89	98	40	100	NA	50	91	Meet	70	86	Year 2, 2 <sup>nd</sup> Term Renewal 2024					
Georgia Cyber Academy	0	75	100	0	75	100	60	85	94	NA	85	100	Meet	100	87						
Utopian Academy for the Arts	1	60	68	98	50	87	98	40	99	NA	80	89	Meet	95	82						
DuBois Integrity Academy	97	50	79	98	70	80	100	80	100	NA	80	94	Meet	85	98	Year 2, 2 <sup>nd</sup> Term Renewal 2025					
International Charter School of Atlanta	97	75	89	98	65	80	98	100	100	NA	95	98	Meet	95	98						
Georgia School for Innovation and the Classics	97	95	70	98	95	74	98	90	88	NA	85	77	Meet	100	84						
Odyssey Charter School	61	85	77	98	90	100	98	95	100	NA	90	96	Meet	100	89						
Academy for Classical Education										NA	80	87	Meet	95	89	Year 3 of Term Renewal 2025					
Ethos Classical Charter School										NA	85	87	Meet	85	85						
Baconton Community Charter School										NA	95	84	Meet	100	81						
Spring Creek Charter Academy										NA	80	96	APP	100	98						
Atlanta Unbound Academy													Meet	100	71	Year 2 of Term Renewal 2025					
DELTA STEAM Academy													Meet	100	66						
Furlow Charter School													Meet	100	80						
Georgia Fugees Academy													APP	100	80						
Yi Hwang Academy of Language Excellence													Meet	85	75						
Liberty Tech Charter School	97	95	68	98	95	88	98	100	100	NA	95	85	Meet	100	94	Year 1, Renewal 2025					





# School Performance Reviews



# Performance Review Process

## Structure

Schools not meeting standards in any area (academics, finances or operations) of the SCSC CPF in 2020-2021 are asked to complete a performance evaluation questionnaire. Participating schools are also asked to present improvement plans to commissioners.

## Purpose

To engage directly with boards and school leaders on critical issues related to school performance.

## Timeline

Schools may choose to present improvement plans at either the April or May SCSC Meeting. SCSC staff sent additional information to schools earlier this month and will follow-up as deadlines approach.





# Academic Accountability 2021-2022 school year

# 2021-2022 Academic Accountability Updates



No assessment or accountability waivers have been granted.

- All students should expect to test
- All schools should expect a CCRPI score

However, given the impact of pandemic-related data limitations on states' accountability systems, USED has provided an opportunity to submit addenda to states' ESSA plans for 2022.

Georgia Dept. of Ed. structured their request to ensure that the 2022 CCRPI is realistic and takes into account the extraordinary circumstances of the last two years.

The goal is to establish a new baseline, rather than comparing your schools' performance to pre pandemic norms.



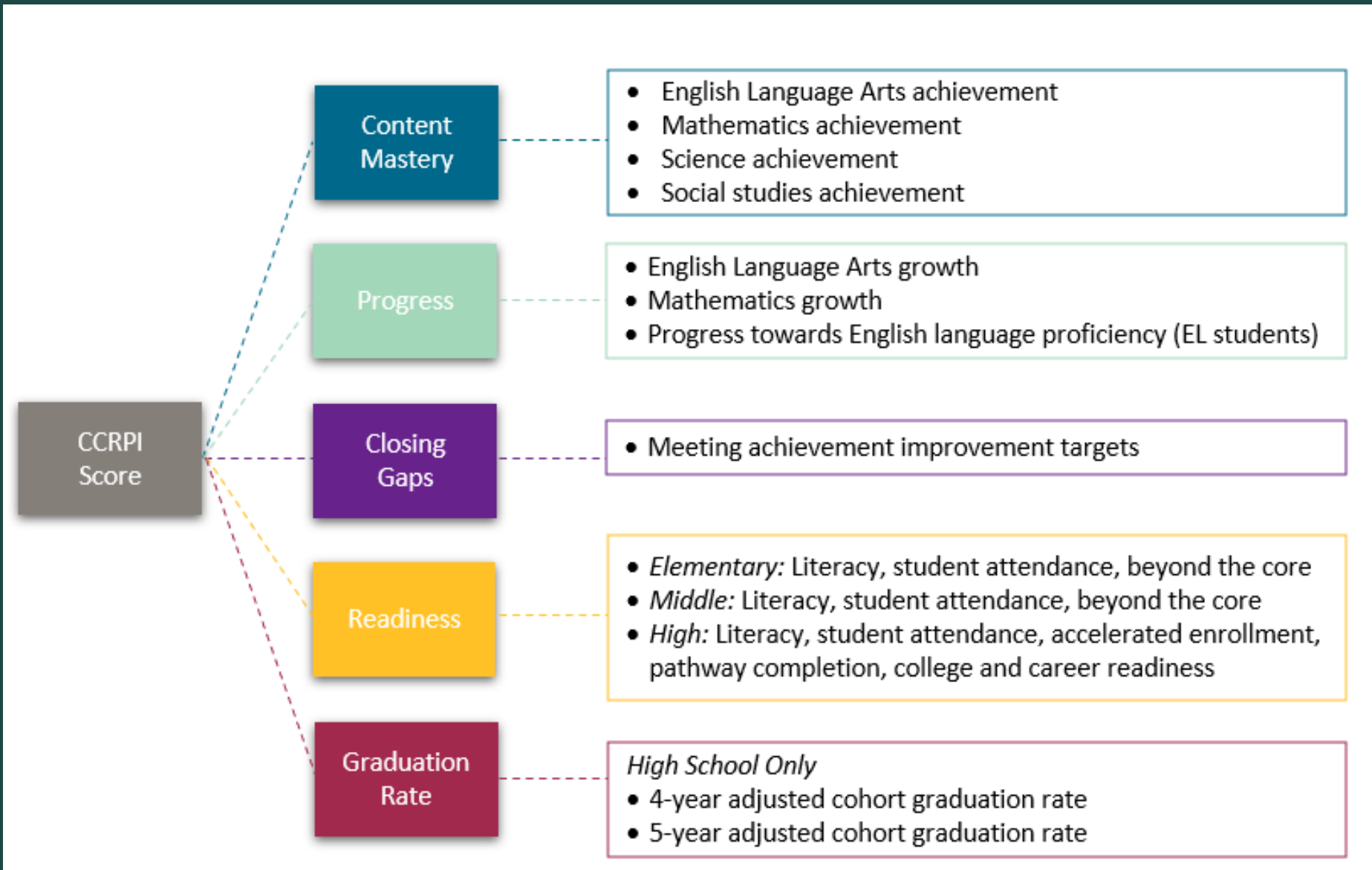
# Proposed Changes for 2022 CCRPI



## No Summative Ratings

- There will be 0-100 scores for the indicators and components we are able to calculate, but there will be no overall, 0-100 scores, including letter grades, for the state, districts, or schools.
- The purpose is to focus on the information in each indicator and to avoid consolidating complex information into an oversimplified numerical score.





# Proposed Changes for 2022 CCRPI



## Content Mastery

- There will be no changes in the calculation for Content Mastery.
- ELA, math, science, and social studies indicators will continue to be weighted according to the number of tests within the grade band.
- Participation rates will be reported and used to adjust achievement rates if participation is  $< 95\%$ , as required by USED.
- To maximize instructional time, and given the lack of summative ratings and continued flexibility in testing administration, retests will not be included.



# Proposed Changes for 2022 CCRPI



## Progress

- ELA and Math progress (student growth percentiles –SGPs) will not be reported.
- 2022 will be used to set a new post-pandemic baseline.
- 2023 SGPs will be calculated as part of the Georgia Milestones program and reported on Georgia Milestones Individual Student Reports (ISRs).
- Progress towards English language proficiency will continue to be reported.





# 2021-2022 Academic Accountability Updates



## Timeline

- GaDOE submitted the addendum request to USED in early March.
- While USED has not provided a specific timeline for a response, the hope is to receive a response by the end of June.



