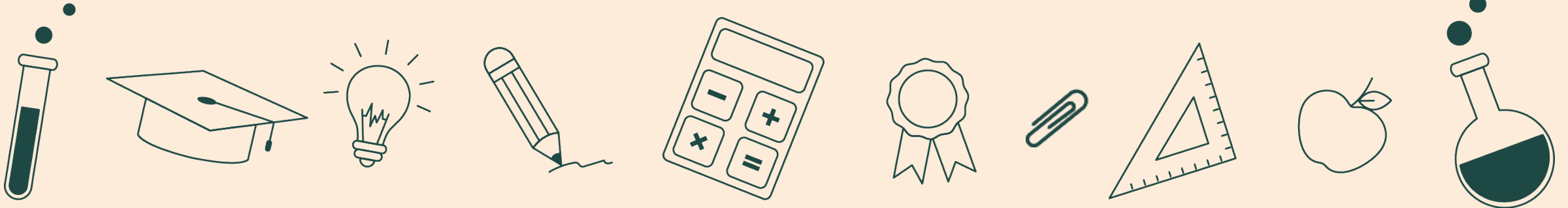




SCSC Accountability: Comprehensive Performance Framework Results

2021-2022 School Year



Vision

Innovative and superior charter schools advancing education in every community.

Mission

The mission of the State Charter Schools Commission of Georgia is to improve public education by authorizing high-quality charter schools that provide students with better educational opportunities than they would otherwise receive in traditional district schools.



Comprehensive Performance Framework



The Comprehensive Performance Framework (CPF) is the tool the SCSC uses to annually assess state charter performance and track progress toward renewal.

In each of the three areas, the framework asks a fundamental question:

- **Academic Performance:** Is the educational program offering students a better educational opportunity than they would otherwise receive at a traditional public school?
- **Financial Performance:** Is the school financially viable?
- **Organizational Performance:** Is the organization effective, compliant, and well run?





Academic Metrics

Academic Measures for 2022:



- 1. GaDOE CCRPI Content Mastery Scores**
- 2. SCSC Student Growth Percentiles**
- 3. SCSC Value-Added Impact Scores**

A school is considering meeting standards if it:

- Outperforms the schools from which it enrolls students on any one or combination of measures 1-3 in all grades bands served OR
- Outperforms the schools from which it enrolls students on a grade-band enrollment weighted overall school score for any measure 1-3.



Academic Measures for 2022:



1. GaDOE CCRPI Content Mastery Scores

- Proficiency on Georgia Milestones Assessments (GMA). Schools earn points based on the percentage of students scoring in each category- Beginning (0), Developing (.5), Proficient (1), and Distinguished Learner (1.5).

2. SCSC Student Growth Percentiles/Progress Scores

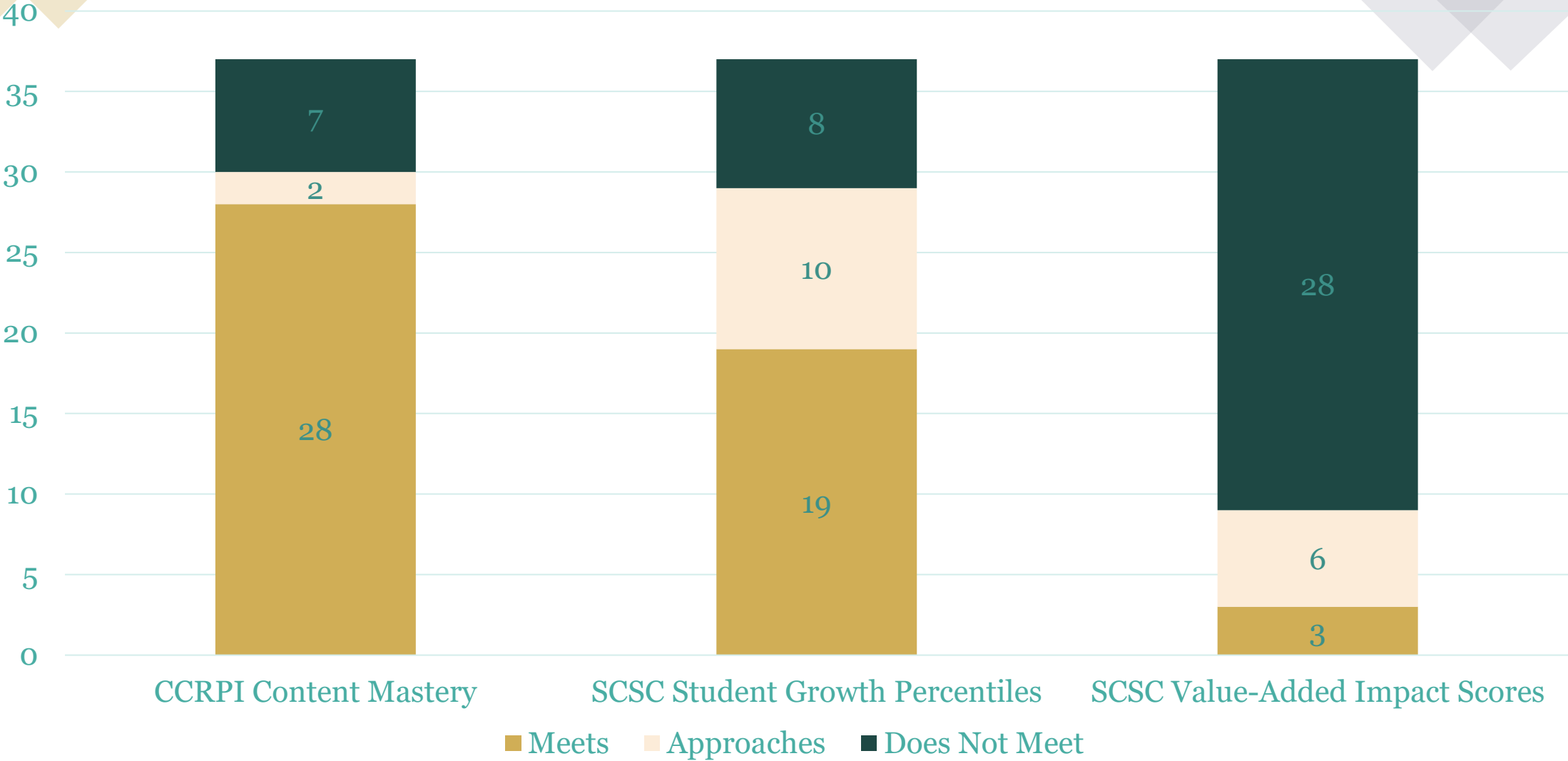
- Growth on GMA from 2021 to 2022 compared to academically similar peers. Schools earn points based on SGP ranges- 1-29 (0), 30-40 (.5), 41-65 (1), 66-99 (1.5).

3. SCSC Value-Added Impact Scores

- A student's actual score on GMA is subtracted from their predicted score (based on their observable characteristics), and the differences are averaged across all tested students in a school. Adjustments to a school's score are made to account for the differences in the population of students it serves.



Academic Performance by Measure, 2021-2022 School Year, 37 Schools





31 of 37 (84%) state charter schools are meeting academic standards for the 2021-2022 school year.

94% of SCSC students were enrolled in one of the 31 schools, that's 30,710 students.



Financial Metrics

Financial Metrics

Schools may satisfy annual financial requirements by:
Demonstrating adequate performance on the following near-term measures:

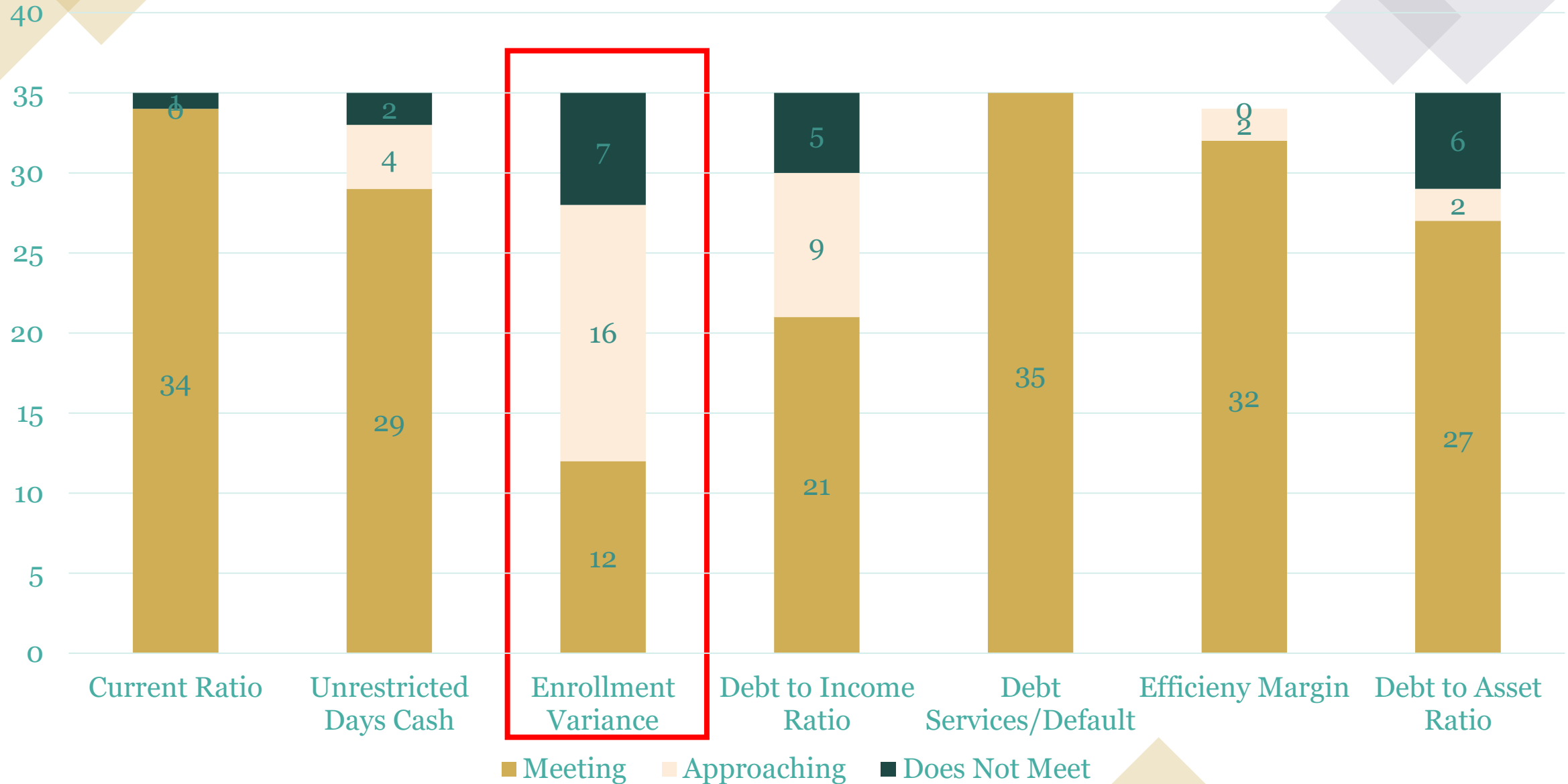
- current ratio
- unrestricted days cash
- enrollment variance
- debt to income ratio, and
- default on debt

AND on the following sustainability measures:

- efficiency margin, and
- debt to asset ratio.



Financial Performance by Measure, 2021-2022 School Year, **35 Schools**



Enrollment Variance

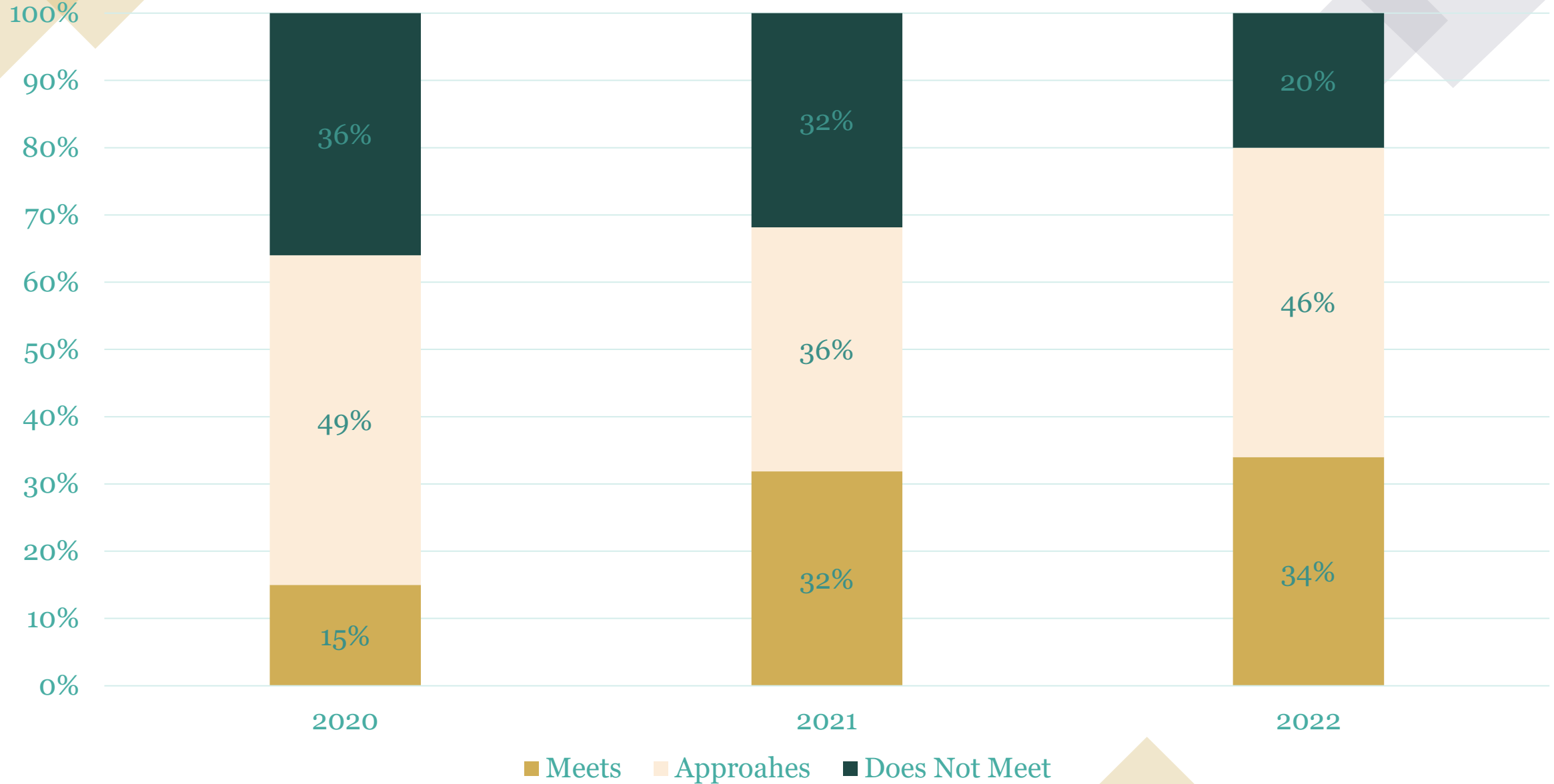
Measure 1c, Enrollment Variance: $[\text{Actual Enrollment during the October FTE Count}(\text{fiscal year } x) - \text{school enrollment projection}(\text{fiscal year } X)] / \text{school enrollment projection}(\text{fiscal year } X)$

Is the school able to project enrollment in a way that enables them to adequately budget?

- Meets Standard: Enrollment Variance equals less than 2 percent
- Approaches Standard: Enrollment Variance is between 2 and 8 percent
- Does Not Meet Standard: Enrollment Variance is greater than 8 percent



Enrollment Varinace





28 of 35 (80%) state charter schools are meeting financial standards for the 2021-2022 school year



Operations Metrics

Operations Metrics

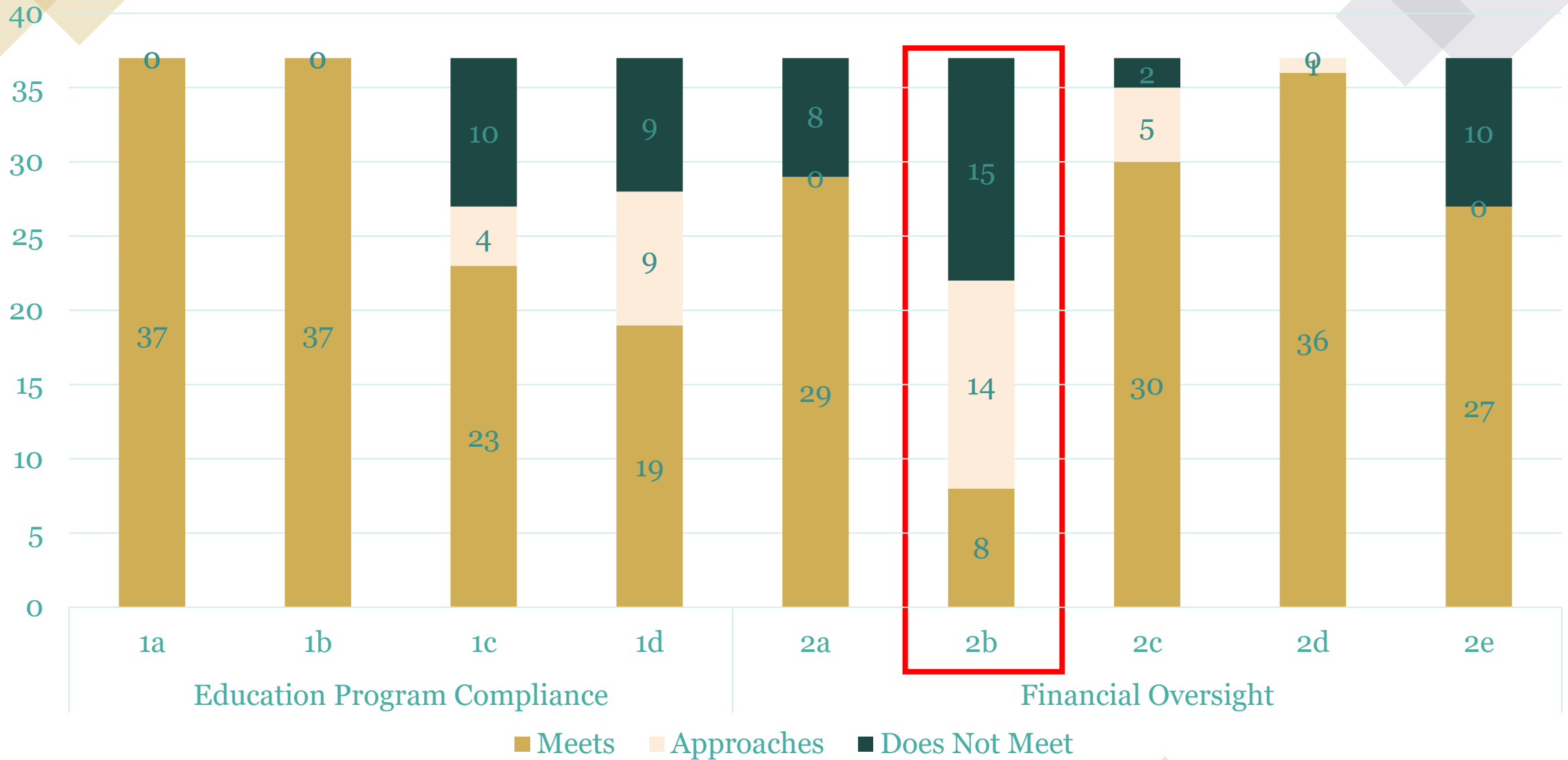
Schools may satisfy annual operational requirements by adhering to the requirements of their charter contracts and all applicable rules and laws as measured by:

1. the school's **educational program** (adherence to its essential or innovative features and implementation of required programs);
2. **financial oversight** (adherence to GAAP standards);
3. **governance** capacity and transparency;
4. protecting **students and employees** through the appropriate use of compensatory programs and employee qualifications;
5. maintaining a positive **school environment** by promoting student retention and support services;

AND any **additional obligations** including:
the timely remediation of previous noncompliance.



Operations Performance by Measure, 2021-2022 School Year, 37 Schools



Financial Oversight

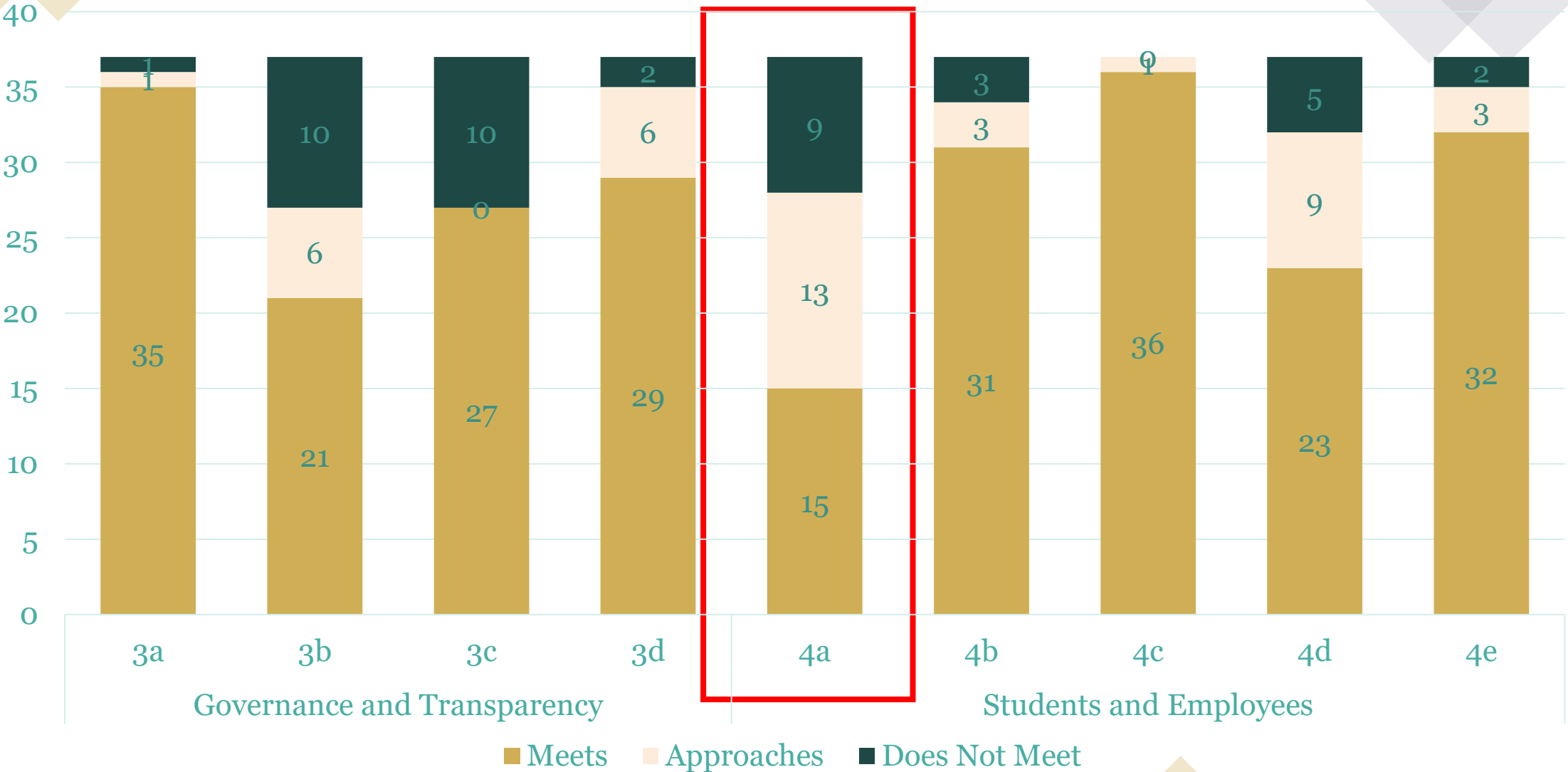
Measure 2b- Adherence to Federal Financial Requirements

Meets Standard: The school complied with all applicable laws, rules, regulations, and provisions of the charter contract relating to proper internal controls, expenditures, inventory, drawdowns, and cost principles when expending federal funds, including but not limited to:

- Proper segregation of duties;
- Source documentation for expenditures paid with federal funds;
- Complete and on-time submission of program budgets (Title I, IDEA, and grant budgets); and
- Maintaining inventory controls and documentation in accordance with federal regulations for items purchased with federal funds.



Operations Performance by Measure, 2021-2022 School Year, 37 Schools



Students and Employees

Measure 4a - Rights of All Students

Meets Standard: The school complies with all applicable laws, rules, regulations, provisions of its charter contract, and its policies relating to the rights of students, including but not limited to:

- Policies and practices related to admissions, lottery, waiting lists, fair and open recruitment, and enrollment (including rights to enroll or maintain enrollment);
- The collection and protection of student information (that could be used in discriminatory ways or otherwise contrary to law);
- Due process protections, privacy, civil rights, and student liberties requirements, including First Amendment protections and the Establishment Clause restrictions prohibiting public schools from engaging in religious instruction; and
- Conduct of discipline (discipline hearings and suspension and expulsion policies and practices).



Operations Performance by Measure, 2021-2022 School Year, 37 Schools



School Environment

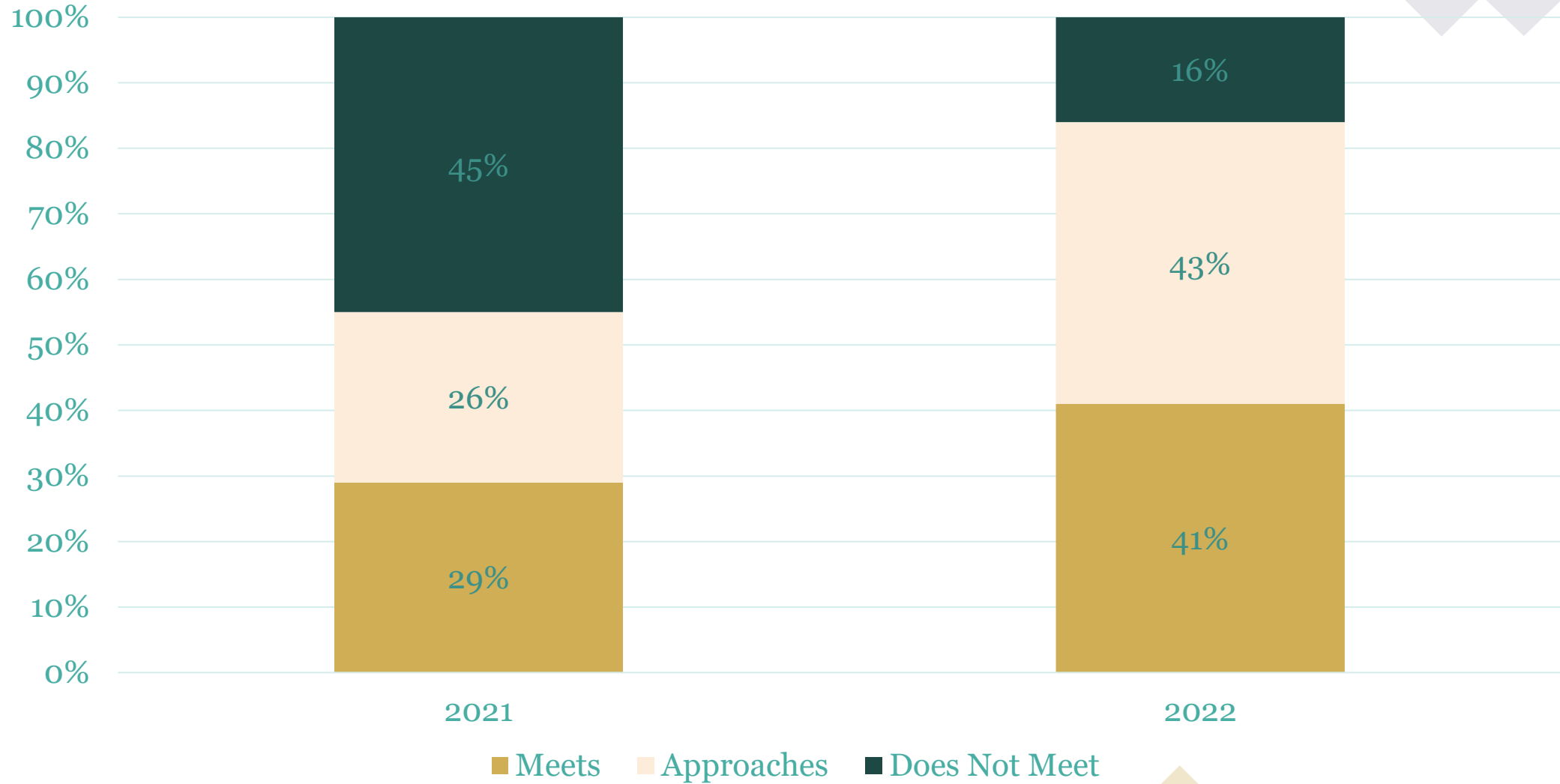
Measure 5b - Health and Safety.

Meets Standard: The school complied with all applicable laws, rules, regulations, and provisions of its charter contract relating to safety and the protection of student and employee health, including, but not limited to:

- School Health Nurse Program;
- Conducting child abuse and neglect training;
- Annual health assessments of students;
- Diabetes Medical Management Plans;
- Access to auto-injectable epinephrine and automated external defibrillators as appropriate;
- Scoliosis screening; and
- A physically safe and secure environment.



Heath and Safety



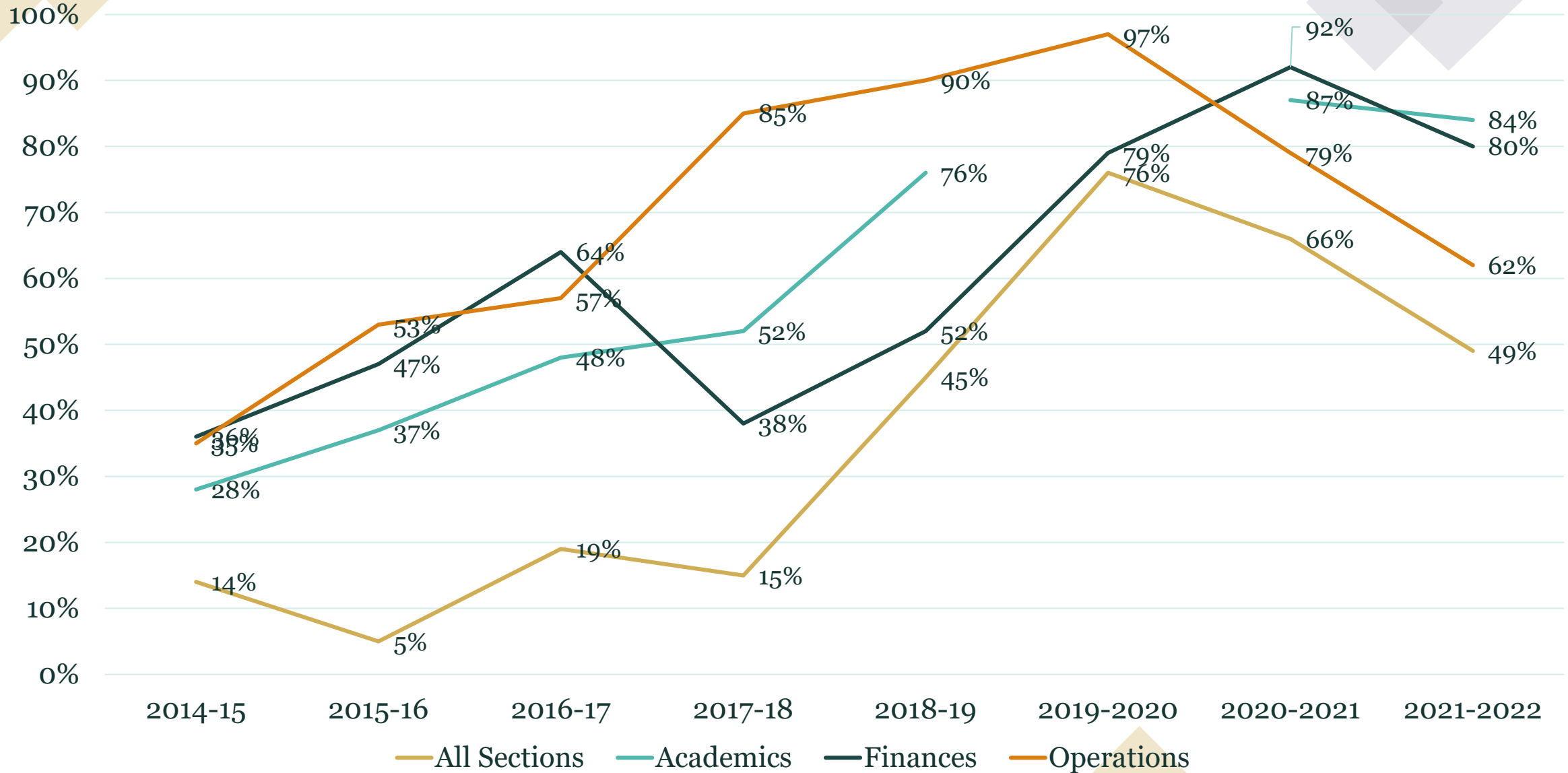


23 of 37 (62%) state charter schools
are meeting operational standards for
the 2021-2022 school year



Overall Performance

All Sections of the CPF Performance over Time



	2017-2018			2018-2019			2019-2020			2020-2021			2021-2022			2022-2023		
School	ACA	FIN	OPS	ACA	FIN	OPS	ACA	FIN	OPS	ACA	FIN	OPS	ACA	FIN	OPS	ACA	FIN	OPS
Genesis Innovation Academy for Boys	62	70	76	100	85	91	NA	85	94	Meets	85	84	Meets	85	92	Year 6 of First Term- Renwal 2023		
Genesis Innovation Academy for Girls	2	60	78	100	85	91	NA	95	94	Meets	85	84	Meets	85	92			
Resurgence Hall Charter School	98	85	84	100	80	100	NA	90	98	Meets	95	87	Meets	80	73			
SAIL – School for Arts-Infused Learning	98	15	93	96	55	92	NA	75	89	Meets	90	78	DNM	65	78			
Scintilla Charter Academy	0	60	100	2	75	100	NA	80	94	Meets	95	82	Meets	95	86	Year 3 of Second Term- Renewal 2023		
International Charter Academy of Georgia				98	75	87	NA	95	92	Meets	95	82	Meets	80	84	Year 5 of First Term- Renewal 2024		
SLAM Academy of Atlanta				98	65	89	NA	80	90	Meets	95	87	DNM	45	59			
Cherokee Charter Academy				62	75	98	NA	80	87	DNM	95	78	APP	0	82	Year 5 of Second Term - Renewal 2024		
Coweta Charter Academy				98	60	100	NA	70	90	Meets	80	83	Meets	75	83			
Fulton Leadership Academy				62	45	98	NA	55	90	Meets	95	68	APP	60	71			
Pataula Charter Academy				98	95	100	NA	90	96	Meets	95	98	Meets	95	94			
International Academy of Smyrna	98	30	89	98	40	100	NA	50	91	Meets	70	86	Meets	75	78	Year 3 of Second Term- Renewal 2024		
Georgia Cyber Academy	0	75	100	60	85	94	NA	85	100	Meets	100	87	Meets	100	93			
Utopian Academy for the Arts	98	50	87	98	40	99	NA	80	89	Meets	95	82	Meets	90	75			
Cirrus Academy Charter School	0	40	85	62	45	79	NA	75	88	DNM	85	79	Meets	0	78	Year 1 of 2nd Term - Renewal 2024		
Ivy Prep Academy at Kirkwood	98	45	87	98	45	82	NA	50	94	Meets	65	82	Meets	50	77	Year 1 of 2nd 3 year term - Renewal 2024		
DuBois Integrity Academy	98	70	80	100	80	100	NA	80	94	Meets	85	98	Meets	85	91	Year 3 of Second Term- Renewal 2025		
International Charter School of Atlanta	98	65	80	98	100	100	NA	95	98	Meets	95	98	Meets	95	87			
Georgia School for Innovation and the Classics	98	95	74	98	90	88	NA	85	77	Meets	100	84	Meets	95	72			
Odyssey Charter School	98	90	100	98	95	100	NA	90	96	Meets	100	89	Meets	95	81			
Academy for Classical Education							NA	80	87	Meets	95	89	Meets	95	81	Year 4 of First Term- Renewal 2025		
Ethos Classical Charter School							NA	85	87	Meets	85	85	Meets	95	80			
Baconton Community Charter School							NA	95	84	Meets	100	81	Meets	95	80			
Spring Creek Charter Academy							NA	80	96	APP	100	98	Meets	90	94			
Atlanta Unbound Academy							NA			Meets	100	71	Meets	95	88	Year 3 of First Term - Renewal 2025		
DELTA STEAM Academy							NA			Meets	100	66	Meets	85	72			
Furlow Charter School							NA			Meets	100	80	Meets	100	91			
Georgia Fugees Academy							NA			APP	100	80	DNM	80	80			
Yi Hwang Academy of Language Excellence							NA			Meets	85	75	Meets	95	87	Year 2 of 2nd Term- Renewal 2026		
Liberty Tech Charter School	98	95	88	98	100	100	NA	95	85	Meets	100	94	Meets	95	98			
Atlanta SMART Academy							NA						DNM	90	50	Year 2 of First Term - Renewal 2026		
Northwest Classical Academy							NA						Meets	100	69			
Brookhaven Innovation Academy	98	60	91	98	50	74	NA	50	87	Meets	95	93	Meets	95	90	Year 1 of Second (or subsequent term) - Renewal 2027		
Southwest Georgia STEM	2	50	66	60	65	53	NA	95	88	Meets	100	87	Meets	95	87			
Statesboro STEAM Academy	62	65	88	100	75	83	NA	90	96	Meets	85	76	Meets	100	77			
Atlanta Heights Charter School	Meets	75	100	96	85	100	NA	85	86	Meets	65	78	Meets	60	82			
Georgia Connections Academy	96	70	88	60	85	86	NA	95	98	Meets	100	96	Meets	100	79			

Next Steps:



- SCSC Staff will present proposed updates to the CPF at the April meeting.
- School Performance Reviews



Performance Review Process

Structure

Schools not meeting standards in any area (academics, finances or operations) of the SCSC CPF in 2021-2022 are asked to complete a performance evaluation questionnaire and meet in person with staff and commissioners to address areas of concern.

Purpose

To engage directly with boards and school leaders on critical issues related to school performance.

Timeline

Tentatively schools will participate in performance reviews at the April SCSC Meeting. SCSC staff sent additional information to schools earlier this month and will follow up as deadlines approach.



Performance Review Schools

- The schools highlighted in grey are up for renewal next year.
 - Cherokee Charter, Cirrus Academy, and Fulton Leadership are completing their second or subsequent charter term
 - SLAM is completing its first charter term

	2021-2022			
School	ACA	FIN	OPS	Renewal Year
Atlanta Heights Charter School	Meets	60	82	2027
Atlanta SMART Academy	DNM	90	50	2026
Cherokee Charter Academy	APP	0	82	2024
Cirrus Academy Charter School	Meets	0	78	2024
Fulton Leadership Academy	APP	60	71	2024
Georgia Fugees Academy	DNM	80	80	2025
Ivy Prep Academy at Kirkwood	Meets	50	77	2025
Northwest Classical Academy	Meets	100	69	2026
SLAM Academy of Atlanta	DNM	45	59	2024



