

# SCSC Accountability

---

Comprehensive Performance Framework Results  
**2024-2025 School Year Update**

STATE CHARTER  
SCHOOLS COMMISSION  
*of* **GEORGIA**

April 29, 2026



# Agenda

---

1. CPF Overview

2. Academic Performance

3. Financial Performance

4. Financial Proposed Updates

5. Operational Performance

6. Overall Results

7. Accountability Timeline

8. School Performance Reviews

# Vision

---

Innovative and superior charter schools advancing education in every community.

# Mission

---

- 🍎 Improve public education throughout the State by authorizing high-quality charter schools that provide students with better educational opportunities than they would otherwise receive in traditional district schools.
- 🍎 Maintaining high standards of transparency by publishing academic, organizational, and fiscal accountability data for all state charter schools.
- 🍎 Disseminating research and guidance to all stakeholders on best practices in charter schooling.



# Comprehensive Performance Framework

---

The Comprehensive Performance Framework (CPF) is the tool the SCSC uses to assess state charter performance and track progress toward renewal annually.

In each of the three areas, the framework asks a fundamental question:

## Academic Performance:

- Is the educational program offering students a better educational opportunity than they would otherwise receive at a traditional public school?

## Financial Performance:

- Is the school financially viable and responsible?

## Organizational Performance:

- Is the organization effective, compliant, and well run?




# Academic Performance

---

2024-2025 School Year Update

STATE CHARTER  
SCHOOLS COMMISSION  
*of* GEORGIA



# Academic Measures for 2024-2025:

---

1. CCRPI Content Mastery Scores
2. CCRPI Progress Scores
3. CCRPI Grade Band Scores
4. Value-Added Impact Scores

**A school is considered meeting standards if it outperforms the schools/districts from which it enrolls students on any one or combination of measures 1-4 in all grade bands served.**

*The following academic CPF changes have been fully adopted for the 2024-2025 school year:*

- *Removal of the Whole School Score*
- *Addition of the Varied Designation*
- *Removal of the District-Weighted Comparison Score for the elementary grade band*



# School-Weighted Comparison Score

The charter school's score for each measure will be compared to a weighted average of the schools where their students would otherwise attend. These schools and weights are determined from GaDOE Data Collections Student Record Address Report.

*Applies to all grade bands.*

Comparison School Name	School Weight	Matched Content Mastery
Beecher Hills Elementary School	3.03%	70.6
Benteen Elementary School	3.03%	59.0
Deerwood Academy	9.09%	51.7
Harper-Archer Elementary School	3.03%	26.6
Miles Elementary School	12.12%	32.0
Peyton Forest Elementary School	12.12%	42.6
R. N. Fickett Elementary School	3.03%	43.4
William M.Boyd Elementary School	3.03%	44.1
Huie Elementary School	3.03%	35.8
Fairington Elementary School	9.09%	35.7
Montclair Elementary School	3.03%	37.1
Asa Hilliard Elementary School	3.03%	43.0
Bethune Elementary School	6.06%	54.0
Conley Hills Elementary School	3.03%	47.5
Gullatt Elementary School	6.06%	49.6
Lee Elementary School	6.06%	61.6
Nolan Elementary School	3.03%	46.5
Renaissance ES	6.06%	66.8
Spalding Drive Elementary	3.03%	99.7
<b>Comparison School Total</b>	<b>100.00%</b>	<b>--</b>

# District-Weighted Comparison Score

The school's score will be compared to a weighted score of proportion of students from the districts in which the charter school enrolls. Determined from GaDOE Data Collections Student Record Address Report.

*Applies to middle and high school grade bands only.*

Comparison District Name	School Weight	Matched Content Mastery
Atlanta Public Schools	48.48%	62.40
Clayton County	3.03%	44.40
DeKalb County	12.12%	59.00
Fulton County	36.36%	84.10
<b>Comparison District Total</b>	<b>100.00%</b>	<b>--</b>



# Academic Updates

---

**In 2025, a higher percentage of state charter schools exceeded, met, and approached academic standards than in 2024.**

- This increase reverses the trend observed from 2023 to 2024.
- SCSC schools improved their relative performance averaged across academic measures.
- Strongest measure: Content Mastery
- Strongest grade band: Elementary



# CCRPI Content Mastery

---

**Content Mastery measures whether students are achieving at the level necessary to be prepared for the next grade, college, or career.**

# CCRPI Progress

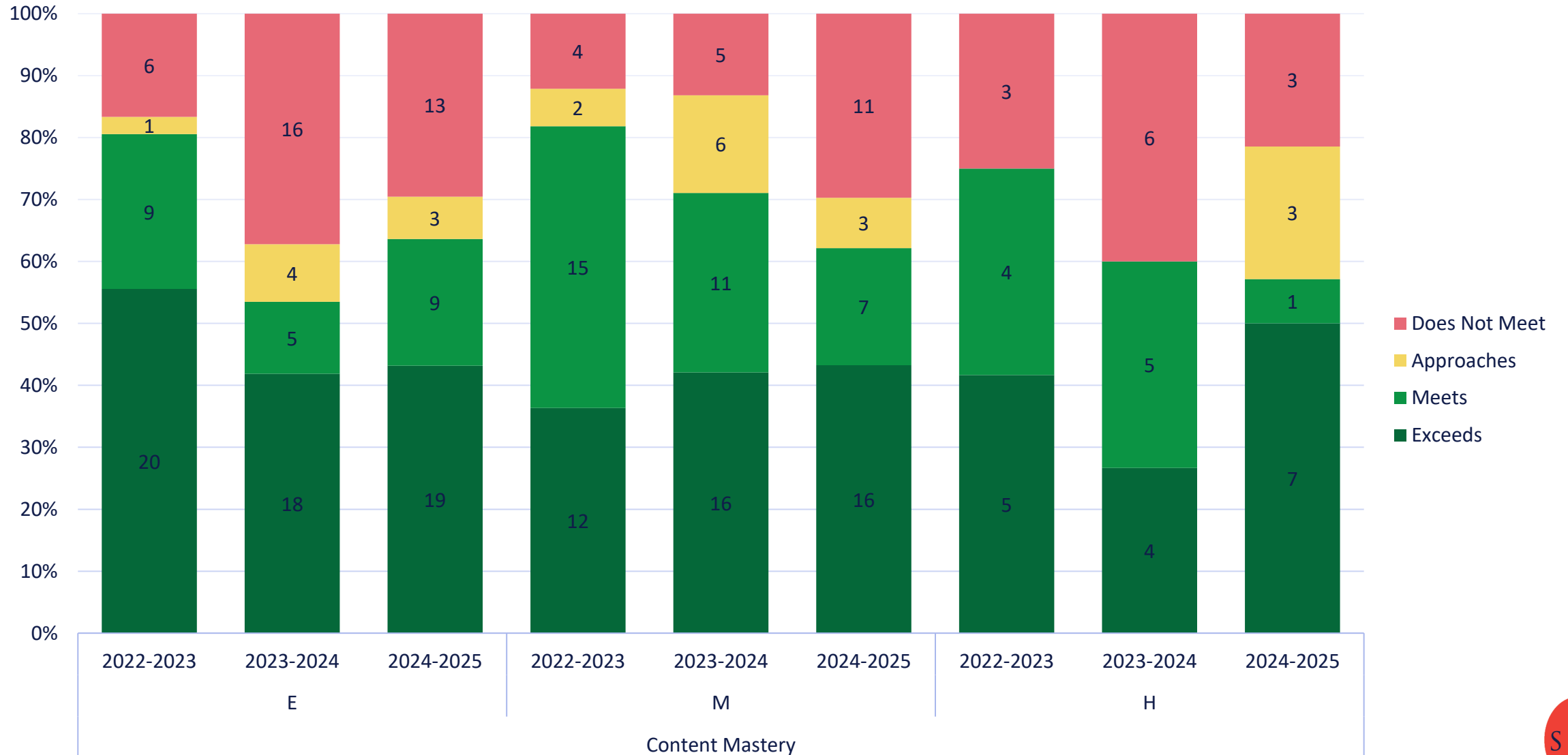
---

**Progress measures how much growth students demonstrate from one school year to the next.**

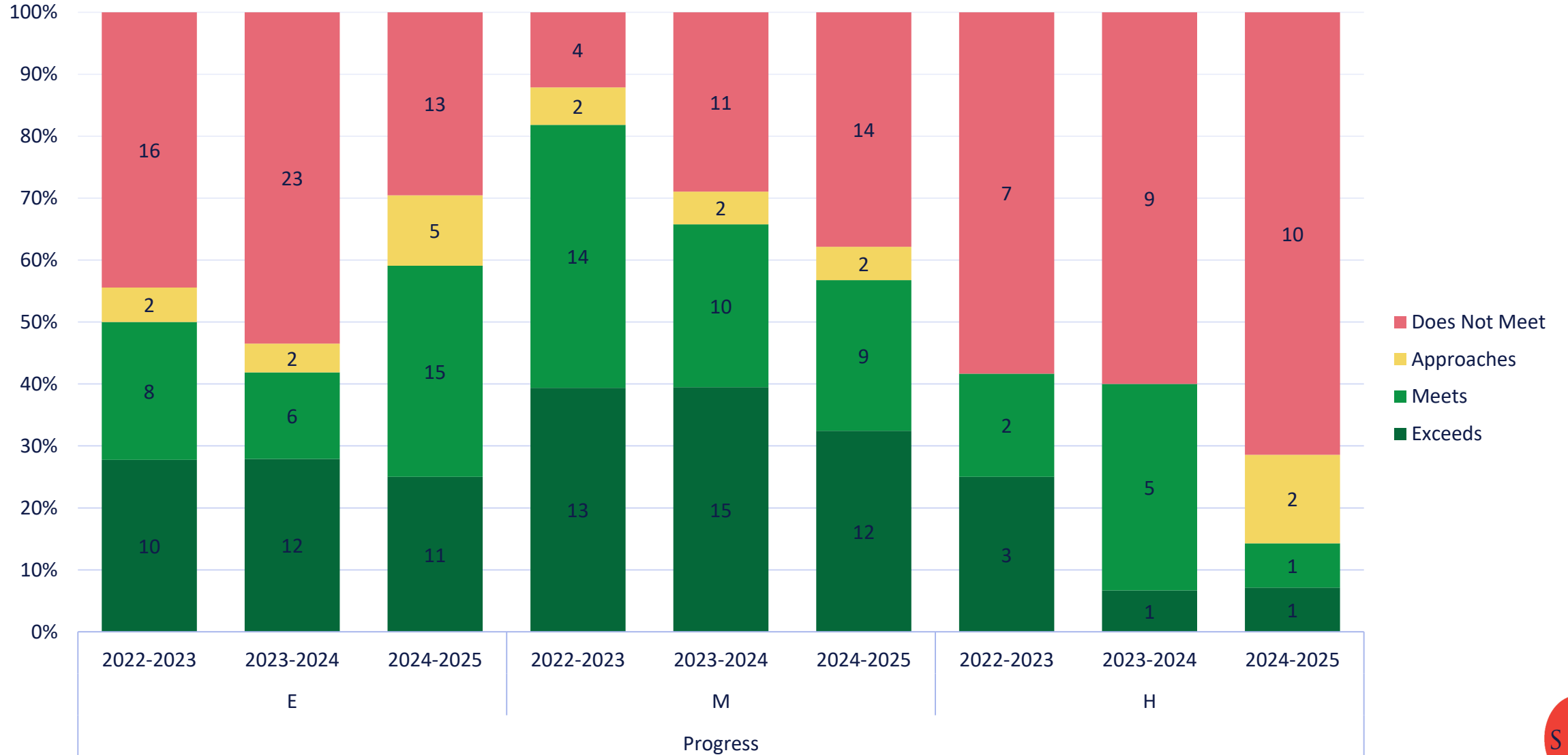
**Utilizes Student Growth Percentiles (SGPs) to measure a student's growth relative to academically-similar students across the state.**



# CCRPI Content Mastery



# CCRPI Progress



# Value-Added Model (VAM)

---

- **Estimates each schools' impact on student success based on observable characteristics and prior-year test scores**
  - 16 student-level characteristics
  - 3 school-level characteristics
- **Compares charter school effect to its school- and district-weighted comparisons**
- **To Meet Standards:**
  - School effect must be higher than its comparison and the difference must be statistically significant



# Value-Added Model (VAM)



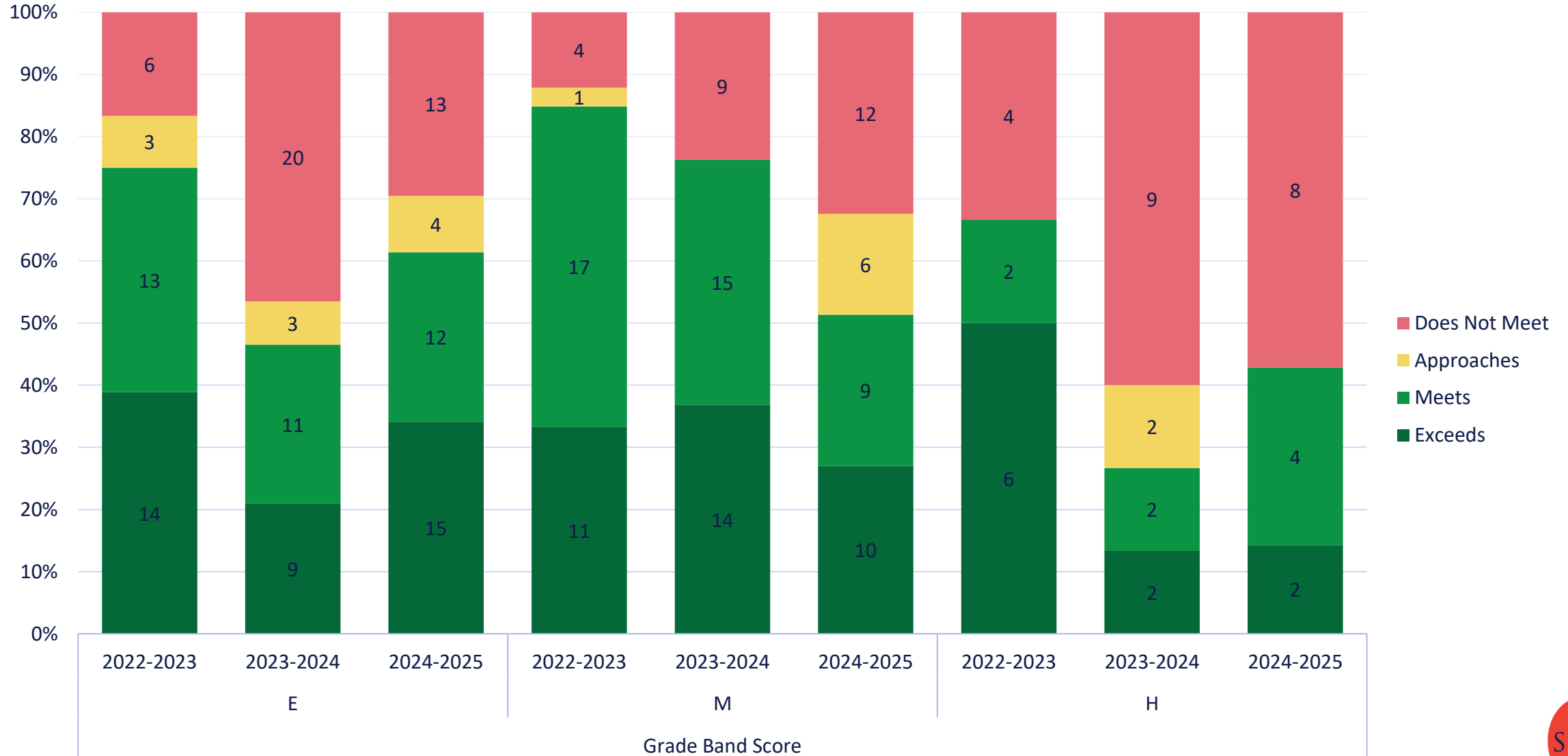
# CCRPI Grade Band Score

---

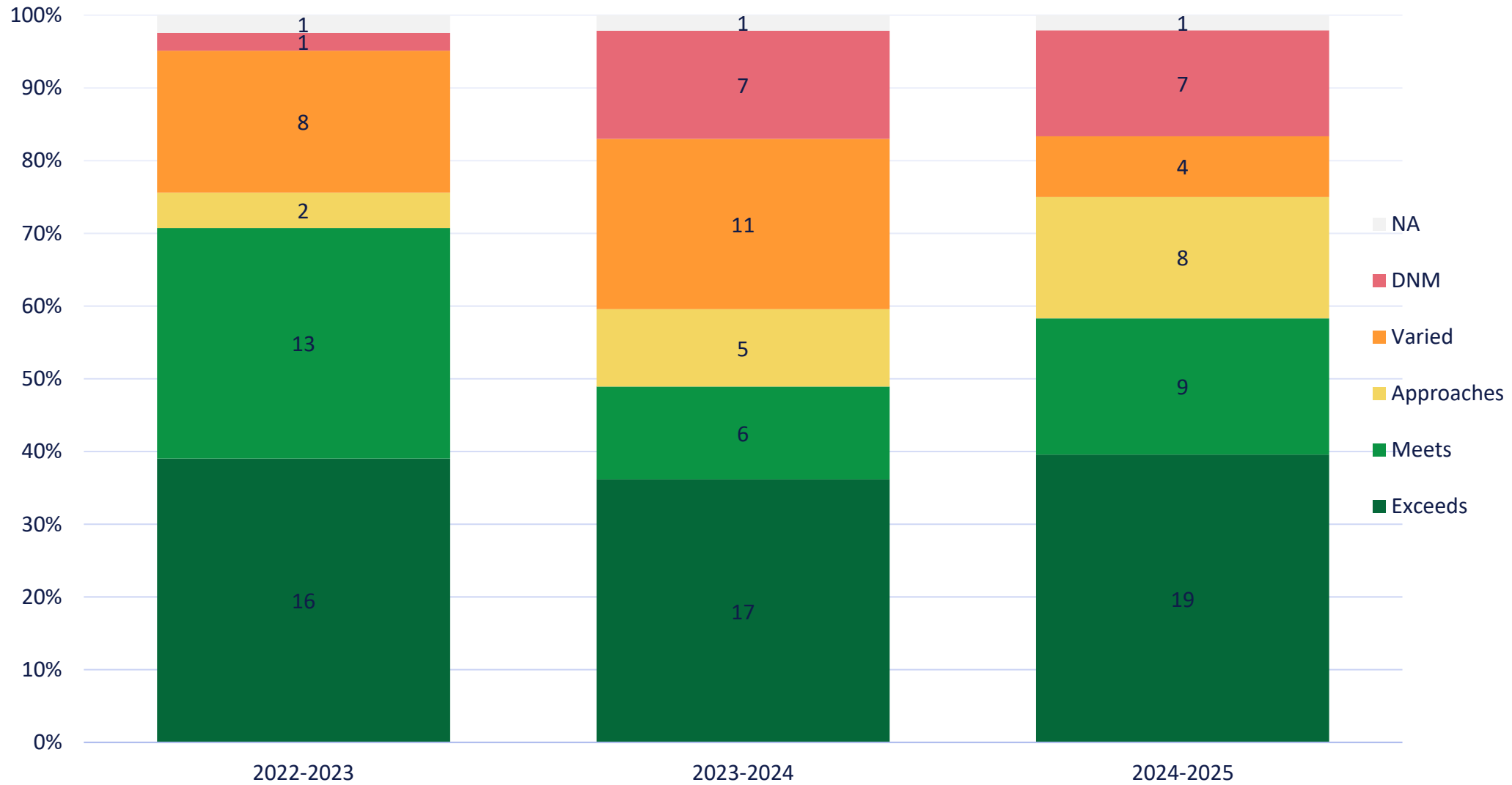
- Indexed score of all other CCRPI measures
- Calculated by the Governor's Office of Student Achievement (GOSA), reported by grade band and as a single score for each school.

School Type	Content Mastery	Progress	Closing Gaps	Readiness	Graduation Rate
Elementary/Middle	30%	35%	15%	20%	N/A
High	30%	30%	10%	15%	15%

# CCRPI Grade Band Score



# Academic Performance Overall Designations




# Financial Performance

---

2024-2025 School Year Update

STATE CHARTER  
SCHOOLS COMMISSION  
*of* GEORGIA



# Indicator 1: Updates

## Financial Viability & Sustainability Measures

---

Viability – applied before update for FY25

- Current ratio (15 pts)
- Unrestricted days cash (20 pts)
- Debt to income ratio (20 pts)
- Default on debt (10 pts)

Sustainability

- Efficiency margin (15 pts)
- Debt to asset ratio (20 pts)

**2023- 2024**

Viability – applied to FY25

- Current ratio (15 pts)
- Unrestricted days cash (20 pts)
- Debt to income ratio (25 pts)
  - Schools with “Building Related Debt” earn an extra 5 points
- Default on debt (10 pts)

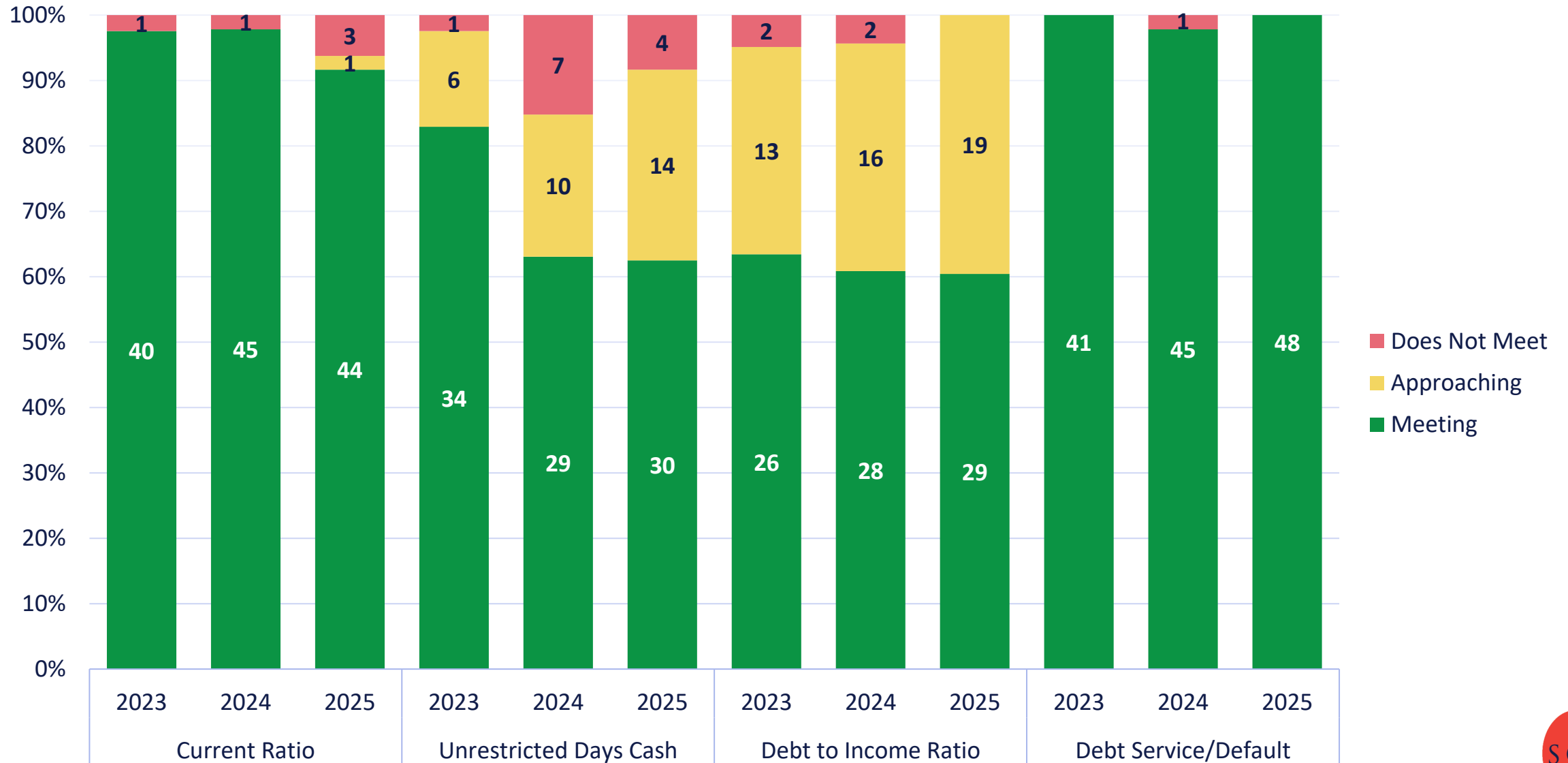
Sustainability

- Efficiency margin (15 pts)
- Debt to asset ratio (15 pts)

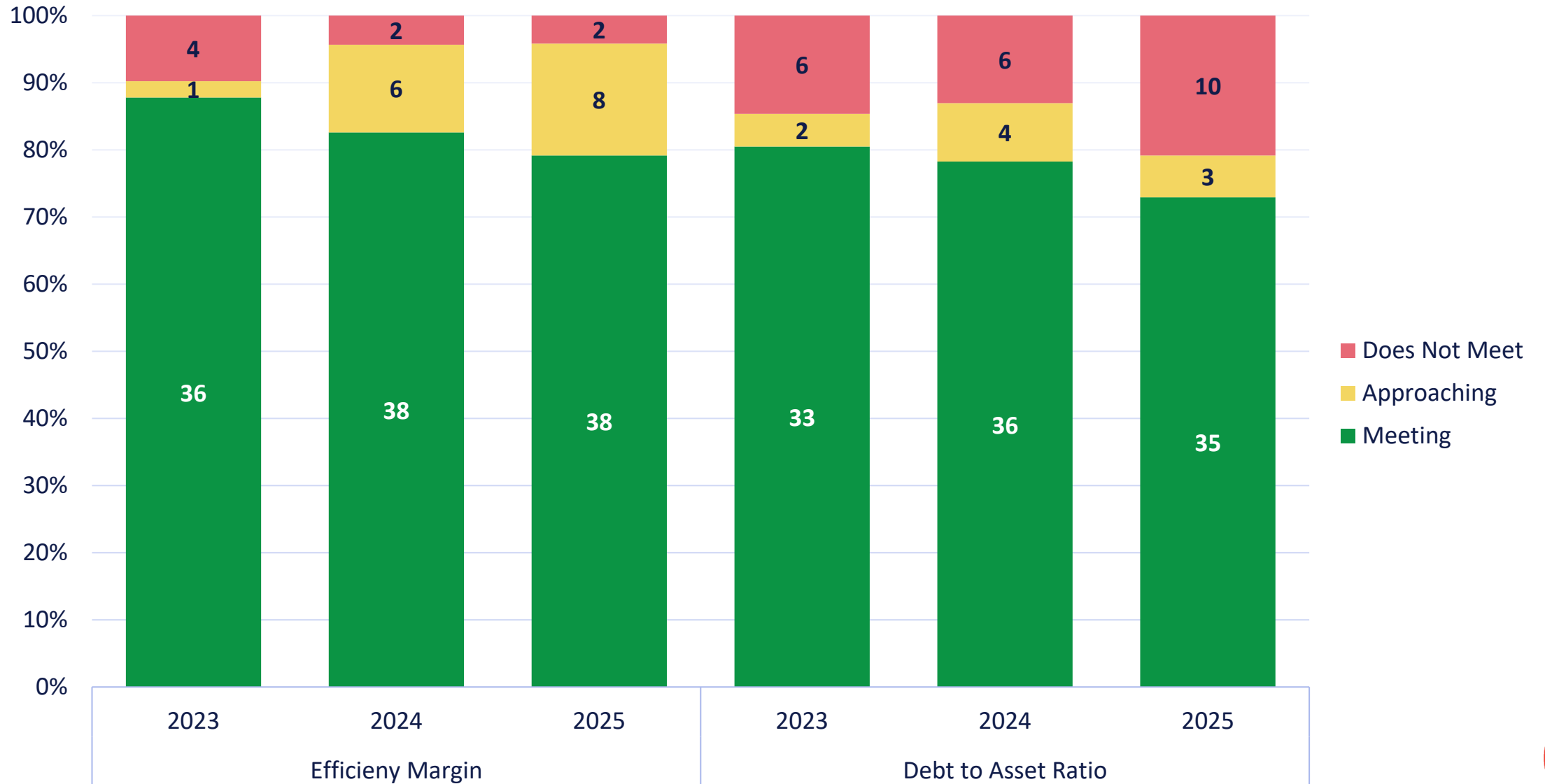
**2024-2025**



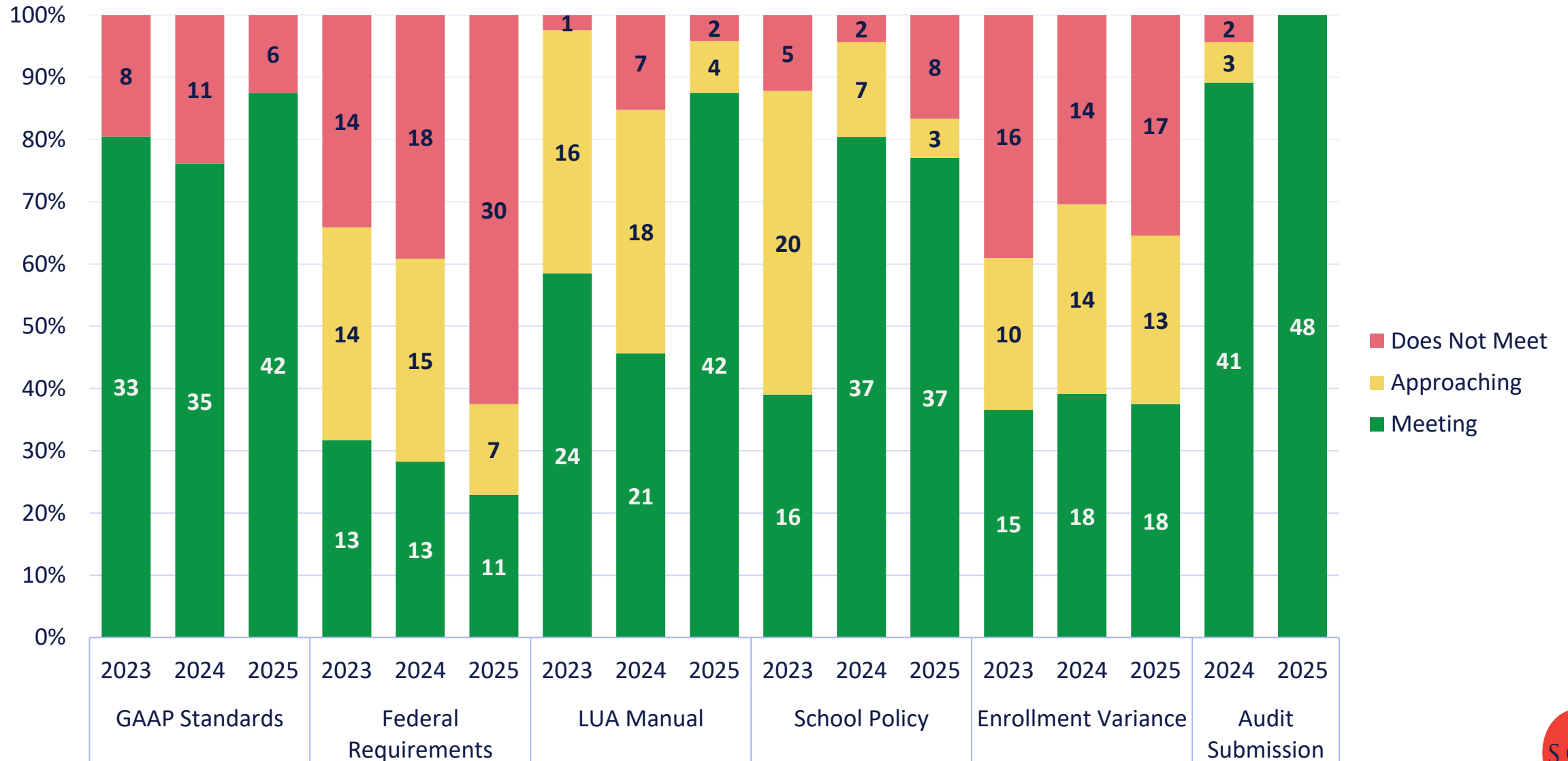
# Indicator 1: Financial Viability



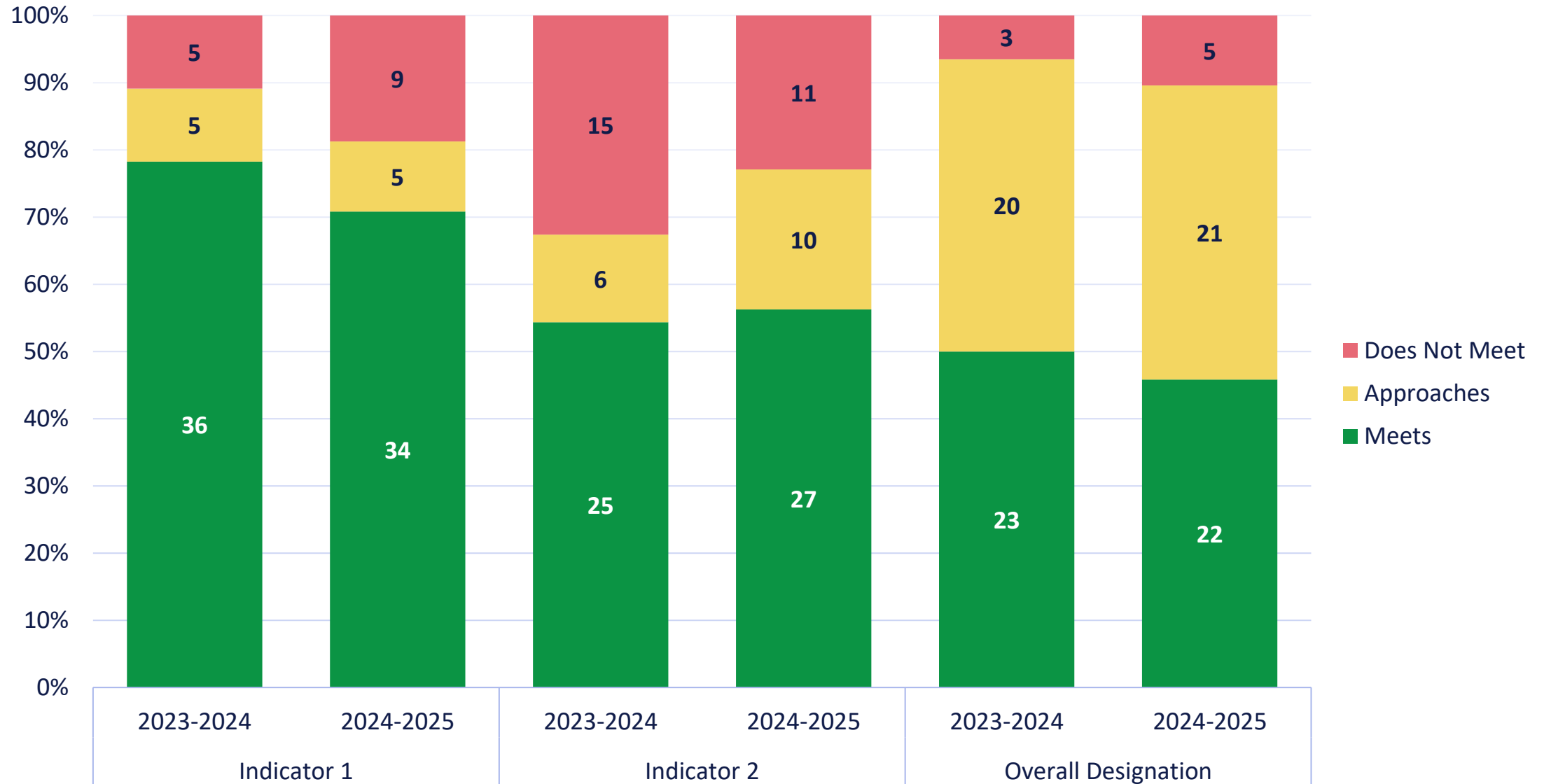
# Indicator 1: Financial Sustainability



# Indicator 2: Financial Management & Oversight



# Overall Financial Performance



# Proposed Finance Changes for FY26

---

- Schools receive 5 extra bonus points by owning at least 1 building, with a maximum total score of 100.
- No Points will be awarded for late audit submission unless the delay is due to unforeseen circumstances.
- Increase the allowable enrollment variance threshold from 3% to 4%.
- Total and maximum points for indicator 1 + indicator 2 will be one score = 100.



# Proposed Change in Indicator 1

- Debt to Income Ratio**

<b>Element</b>	<b>Current Approach</b>	<b>Proposed Approach</b>
<b>Incentive Basis</b>	<b>Building – Related Debt</b>	<b>Building Ownership</b>
<b>Scoring</b>	<b>5 Points for Building-Related Debt</b>	<b>5 Bonus Points for owning <math>\geq</math> 1 building</b>
<b>Impacts on Approach</b>	<b>Potential disadvantage to: 1. Schools paid off building-related debt 2. Schools that are leasing</b>	<b>No Negative Impact</b>
<b>Maximum Score</b>	<b>100 points</b>	<b>100 points</b>

\*\*\* Bonus points are awarded only to schools that receive a clean audit and an on-time audit submission.\*\*\*



# Propose Changes in Indicator 2

**Clean Audits  
(10 Points)**

**Timely Audit  
Submissions  
(11 Points)**

**Enrollment  
Variances  
(4%)**

**21 Points Total – Clean Audit + Timely Submission**

**Increase Variance Threshold**

- **Clean Audit = Full Points**
- **Any audit findings = 0 Points**

- **On-time submission = Full points**
- **Late = 0 points (unless unforeseen circumstances)**

## **Comparison:**

May vs. October Projection

- **Full Points (4 pts):** Variance  $\leq$  4%
- **Partial Points (2 pts):** Variance  $>$  4% and  $\leq$  8%
- **0 Points:** Variance  $>$  8%

# Proposed FY26 Financial Performance Scoring

## Maximum Score of 100 points

Indicator 1	Points
A. Current Ratio	12
B. Unrestricted Days Cash	12
<b>C. Debt to Income Ratio</b>	<b>12</b>
D. Default on Debt (default on bond)	10
E. Efficiency Margin	10
F. Debt to Asset Ratio	9
<b>Total Indicator 1</b>	<b>65</b>
<b>+ Building Ownership</b>	<b>+5</b>



Indicator 2	Points
<b>A. GAAP Standards (clean audit)</b>	<b>10</b>
B. Federal Financial Requirements	3
C. LUA Manual	4
D. School Internal Financial Policies	3
<b>E. Enrollment Variance (increase the variance to 4%)</b>	<b>4</b>
<b>F. Timely Audit Submission (0 points for any late submission without prior SCSC approval)</b>	<b>11</b>
<b>Total Indicator 2</b>	<b>35</b>

**Indicator 1 + Indicator 2 + Bonus**



# FY26 Overall Scoring

<b>Meets Standards</b>	<b>80-100 points</b>
<b>Approaches Standards</b>	<b>70-79 points</b>
<b>Does Not Meets Standards</b>	<b>0 – 69 points</b>



# Proposed Overall Scoring Compared to Actual



# Next Steps

---

## How to Review, Comment, and Engage on Finance CPF Updates

ACTION AREA	KEY DETAILS
Review Proposed Changes	Availability of Proposed Changes <ul style="list-style-type: none"><li>• Include in the SCSC weekly newsletter</li><li>• Post on the SCSC website</li></ul>
Public Comment Period	Open through <b><u>June 01, 2026</u></b>
Submit Feedback	Send feedback to Annie Chen Email: <a href="mailto:annie.chen@scsc.georgia.gov">annie.chen@scsc.georgia.gov</a>




# Operational Performance

---

2024-2025 School Year Update

STATE CHARTER  
SCHOOLS COMMISSION  
*of* GEORGIA



# Operations Metrics 2024-2025

---

Schools may satisfy annual operational requirements by adhering to the requirements of their charter contracts and all applicable rules and laws as measured by:

1. Educational Program Compliance
2. Governance, Ethics, and Transparency
3. Obligations to Students
4. Employer Obligations
5. School Environment
6. Additional and Continuing Obligations



# Operational Performance Data Sources

---

- ❑ SCSC: Monitoring activities, complaint investigations, training rosters, health & safety visits
- ❑ GaDOE: SEA program monitoring (e.g., nutrition), cross-functional monitoring-federal programs, data reporting, training rosters
- ❑ Other: Reports of noncompliance from a state or federal agency (e.g., SPED/IDEA)



# Key Changes from 2023-24 to 2024-2025

---

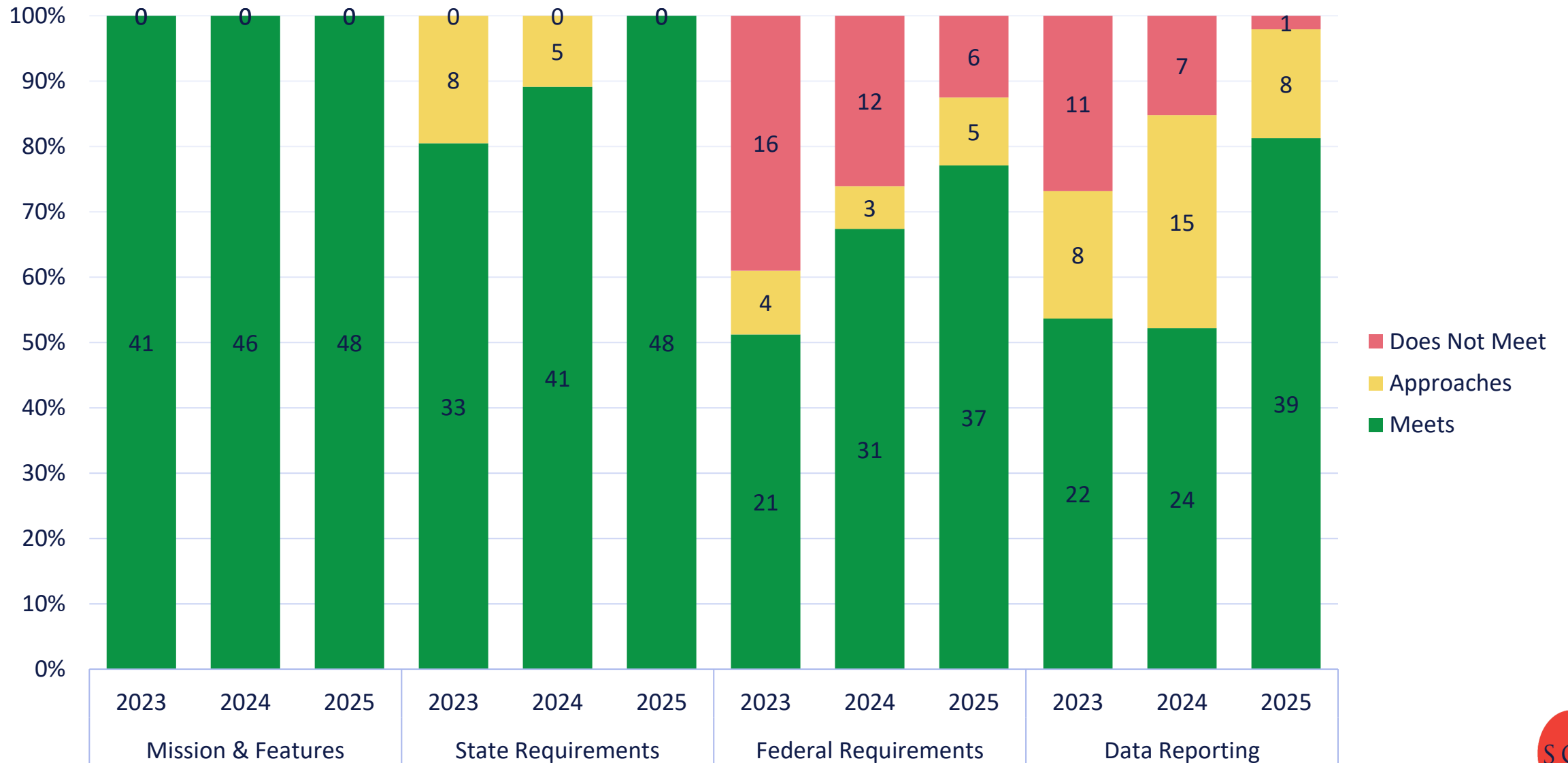
- Increased 'Approaches' points.

	"4" Maximum Points Available	"5" Maximum Points Available	"6" Maximum Points Available
<b>Meets</b>	4	5	6
<b>Approaches</b>	2	3 (*previously was 2)	4 (*previously was 3)
<b>Does Not Meet</b>	0	0	0

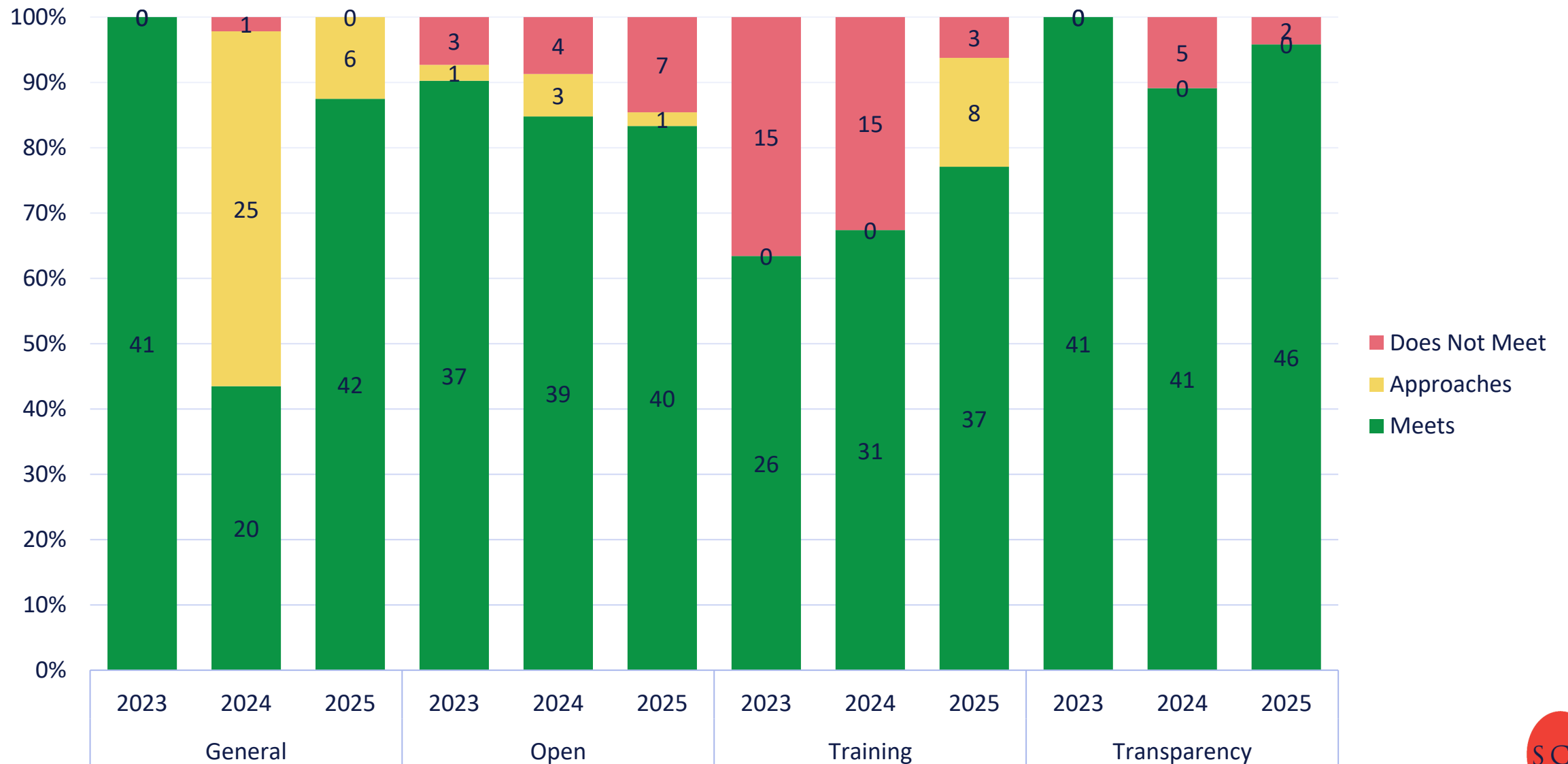
- Modified on-time data reporting standards in Measure 1d to allow an 'Approaches' if a school submits two or fewer reports late.
- Added 'Approaches' to Measure 2c if at least 75% of governing board members complete governance training requirements. Previously, the measure awarded "0" points if fewer than 100% of board members completed training.



# Indicator 1: Educational Program Compliance



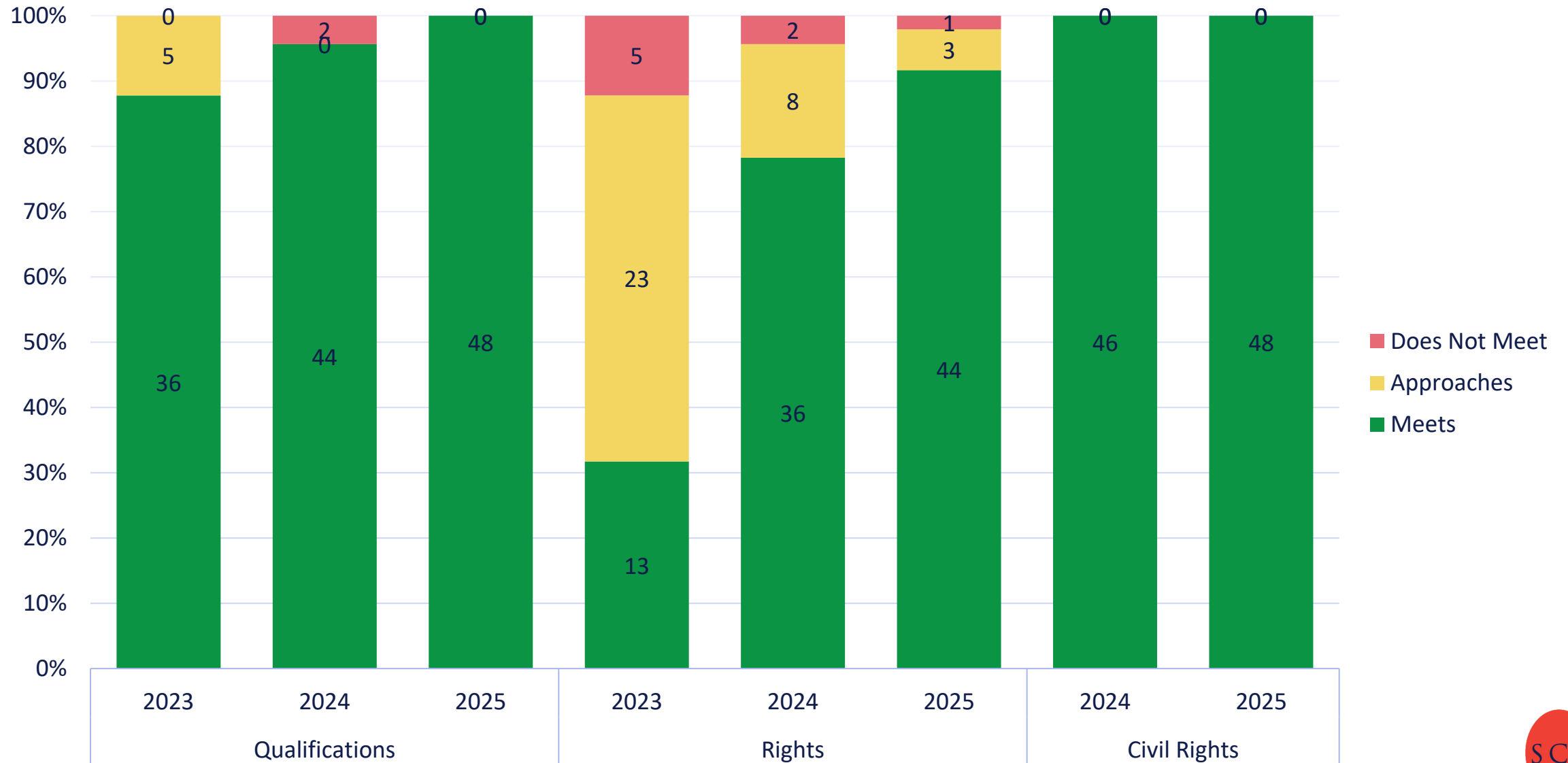
# Indicator 2: Governance, Ethics and Transparency



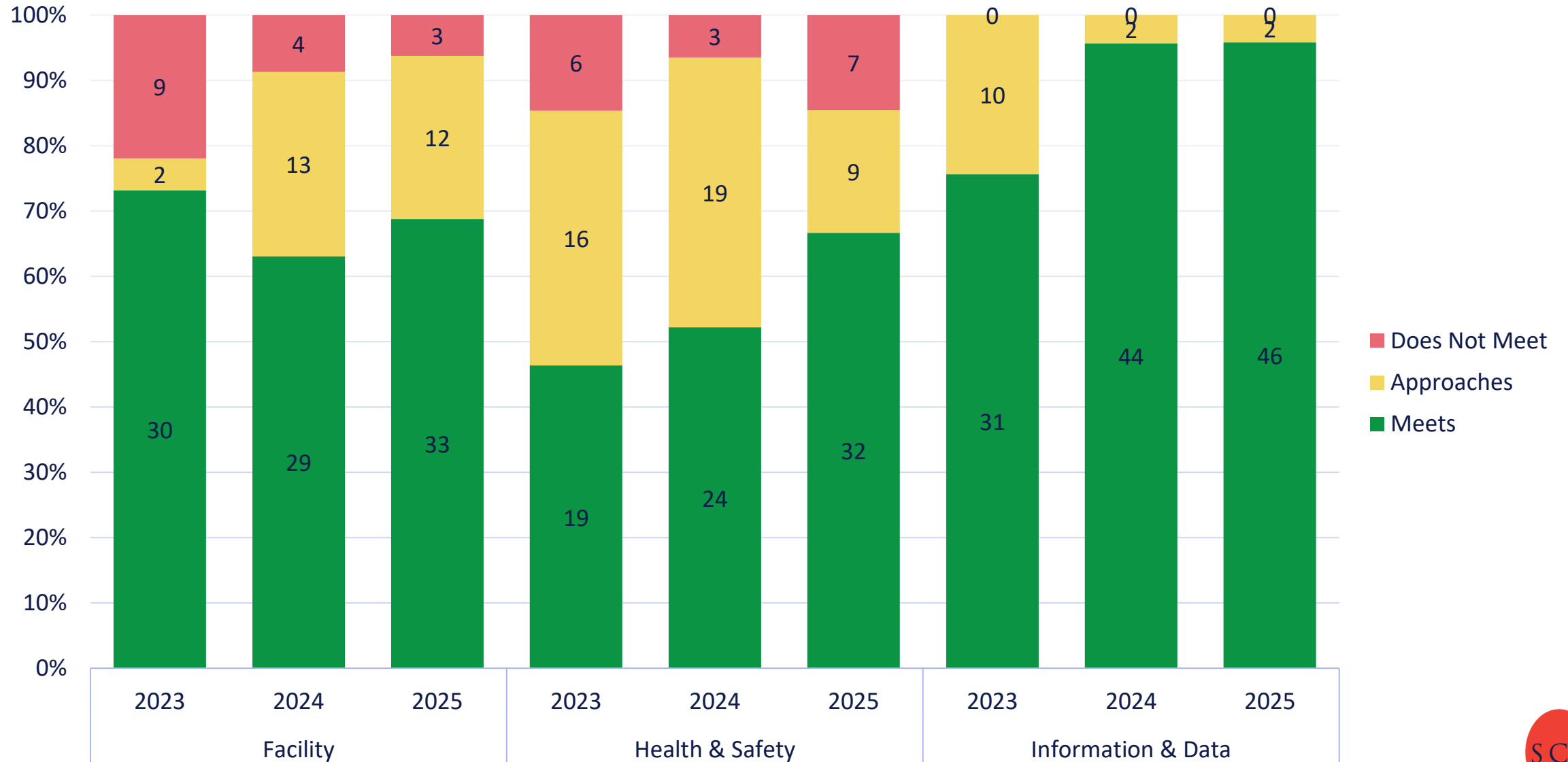
# Indicator 3: Obligations to Students



# Indicator 4: Employer Obligations



# Indicator 5: School Environment



# Indicator 6: Additional & Continuing Obligations



# Overall Operational Performance

---

88% (42 of 48) of schools met standards, up from 63% in 2024.




# Overall Performance

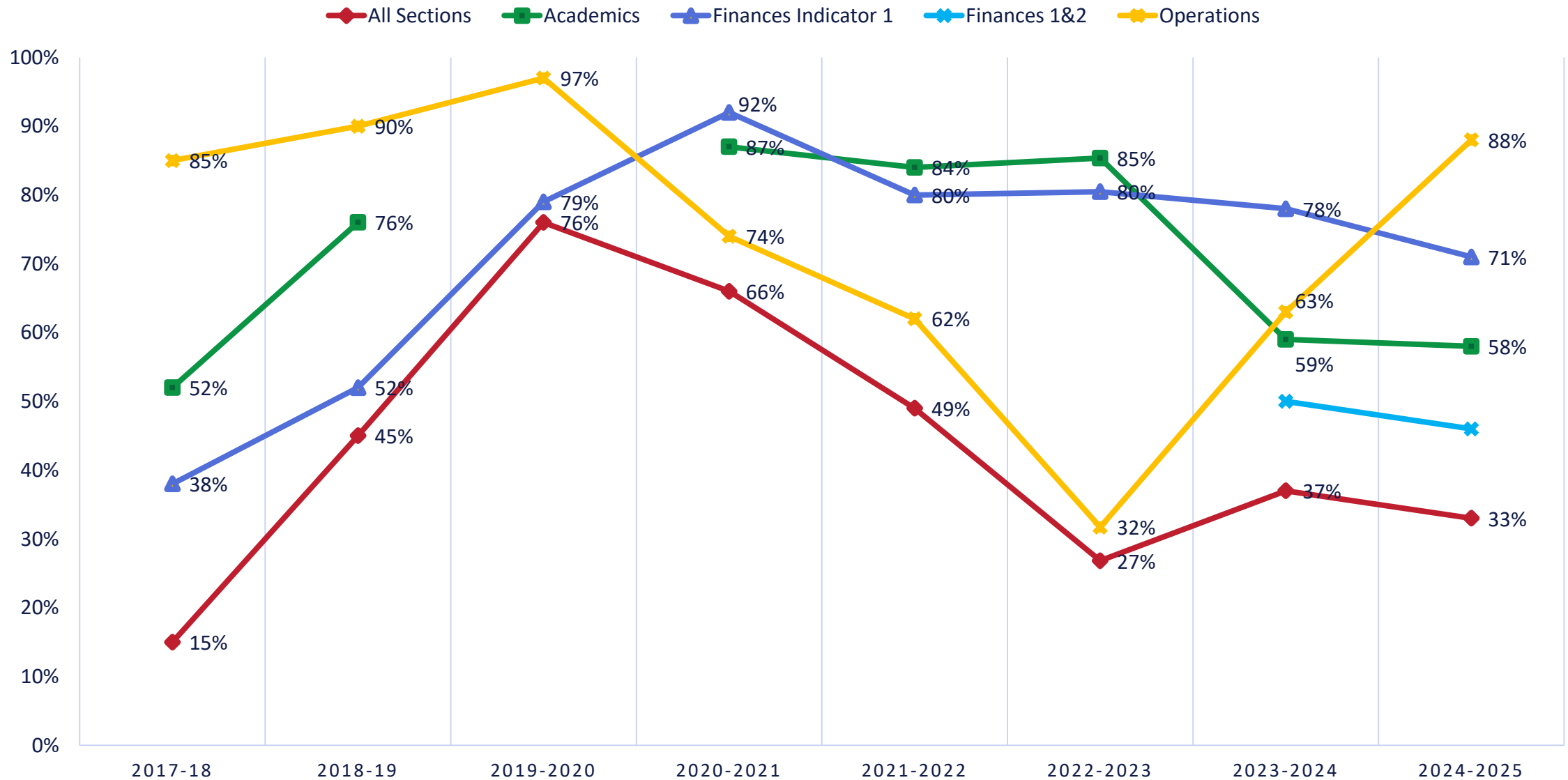
---

2024-2025 School Year Update

STATE CHARTER  
SCHOOLS COMMISSION  
*of* GEORGIA



# All Sections of the CPF Performance Over Time



# Meets or Exceeds in All Sections – 2024-2025 SY

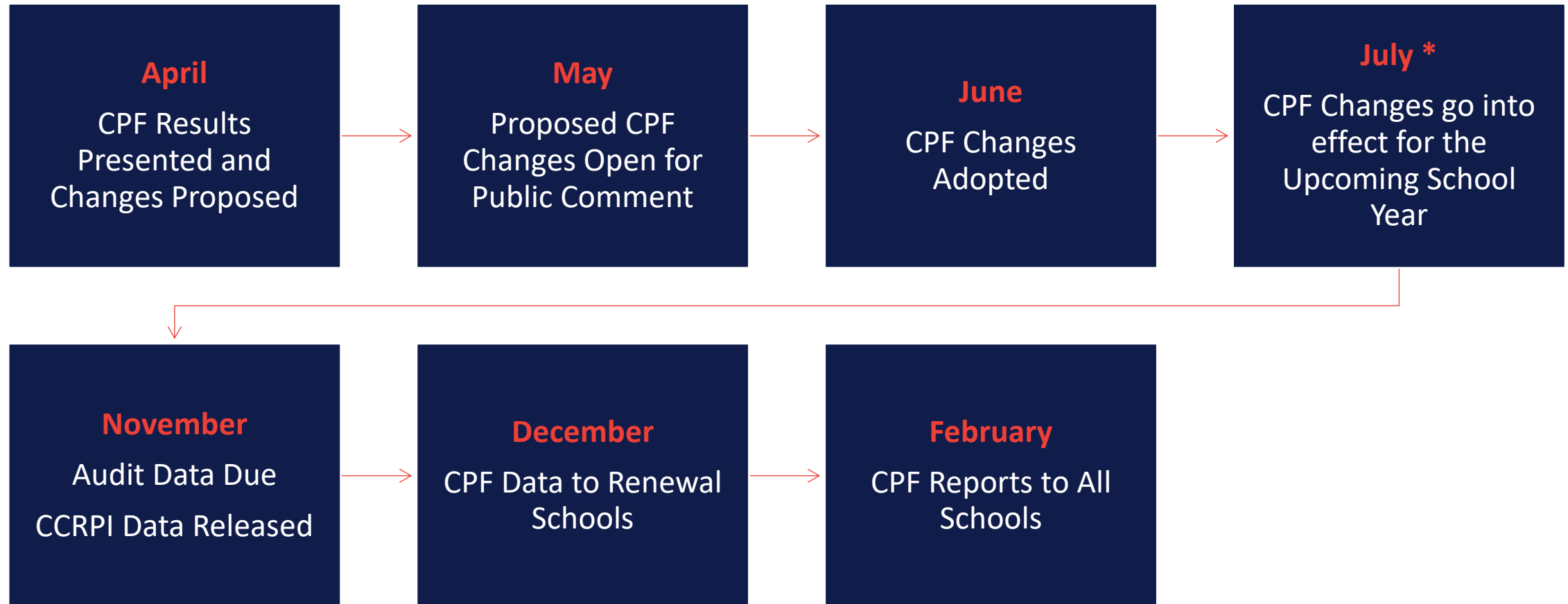
---

1. Academy for Classical Education
2. Atlanta SMART Academy
3. Brookhaven Innovation Academy
4. Genesis Innovation Academy for Boys
5. Genesis Innovation Academy for Girls
6. Georgia School for Innovation and the Classics
7. International Charter Academy of Georgia
8. International Charter School of Atlanta
9. Liberty Tech Charter School
10. Northwest Classical Academy
11. Pataula Charter Academy
12. Resurgence Hall Charter School
13. Resurgence Hall Middle Academy
14. Scintilla Charter Academy
15. Southwest Georgia STEM
16. The Anchor School



# SCSC Accountability Timeline

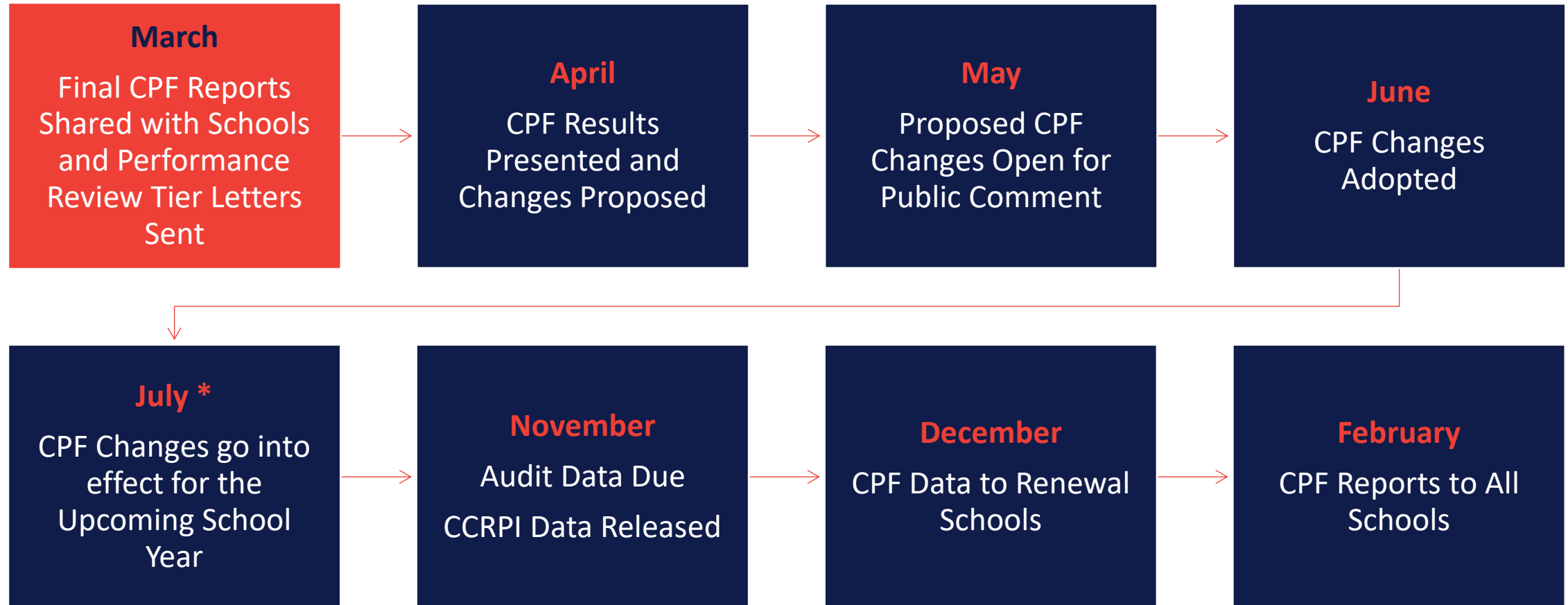
---



\*The Finance changes for this year are an exception. They will be applied to the current school year; thus, will be viewable in the next CPF report.



# SCSC Accountability Timeline



\*The Finance changes for this year are an exception. They will be applied to the current school year; thus, will be viewable in the next CPF report.



# Annual School Performance Reviews

---

*2024-2025 School Year*

STATE CHARTER  
SCHOOLS COMMISSION  
*of* GEORGIA



# Who

---

- Any school that earned a “Approaches,” “Varied,” or “Does Not Meet” designation in any section (academics, finances, operations) of the CPF.
- Schools that just completed the renewal cycle are exempt.

# Why

---

- To create a demonstrable record of school performance and efforts to remediate nonperformance.
- To guide the SCSC in providing targeted support and in imposing meaningful consequences under the charter contract.



## PERFORMANCE REVIEW PROCESS

If a school meets or exceeds standards in all sections of the the CPF, no further action is required. However, if a school earns an "Approaches", "Varied", or "Does Not Meet" designation in any section of the CPF , it is subject to the performance review process. SCSC staff will review the school's performance and issue it one of the three tiered letters noted in the chart below.

### 1 Notification Tier

The Notification Letter explains that while the school did not meet performance expectations, SCSC staff have reviewed the school's information, and no further action is required at the time. However, the school is strongly encouraged to identify areas of improvement and internally employ relevant interventions.

### 2 Review Tier

The Review Letter will outline areas of concern and require that the school provide a written response addressing specific deficiencies identified by SCSC staff. After reviewing the school's response, if deemed necessary, the SCSC may also employ Required Outcomes or place the school on probation.

### 3 Probation

A Probation Letter will be sent to schools that meet the requirements outlined in SCSC Rule 691-2-.10 Suspension and Probation and rise to a level of concern beyond the Notification or Review Tier stage. A probation letter can be also issued after SCSC staff have reviewed Review Letter responses and continued concerns exist.

#### Required Outcomes

- Academic Progress Monitoring
- Directed or Limited the use of administrative withhold funds
- High-Risk Financial Monitoring
- Performance Improvement Plan
- Reduction of State or Federal Funding
- Required Training
- School Site Visit
- SCSC Board Presentation

# Tier 1: Notification – 2024-2025

1. Amana Academy West Atlanta
2. Baconton Community Charter School
3. DeKalb Brilliance Academy
4. Dubois Integrity Academy
5. Furlow Charter School
6. Ivy Preparatory Academy, Inc
7. Miles Ahead Charter School
8. SAIL Charter Academy
9. Spring Creek Charter Academy
10. Utopian Academy for the Arts Trilith
11. Yi Hwang Academy of Language Excellence

CPF	Academics	Finances	Operations
Meet/Exceed	10	1	10
Approach	1	11	1
Varied or Does Not Meet	0	0	0



# Tier 2: Review - 2024-2025

1. Atlanta Heights Charter School
2. Atlanta Unbound Academy
3. Cirrus Charter Academy
4. Coweta Charter Academy
5. D.E.L.T.A. STEAM Academy
6. Ethos Classical Charter School
7. Excelsior Village Academies
8. Georgia Connections Academy
9. Georgia Cyber Academy
10. Georgia Fugees Academy Charter School
11. International Academy of Smyrna
12. Liberation Academy
13. Odyssey Charter School
14. PEACE Academy Charter School
15. Rocky Creek Charter Academy
16. Sankofa Montessori
17. Statesboro STEAM Academy

CPF	Academics	APM	Finances	HRFM	Operations
Meet	2	0	3	0	14
Approach	7	4	10	4	3
Varied + Does Not Meet	3+4	7	4	4	0

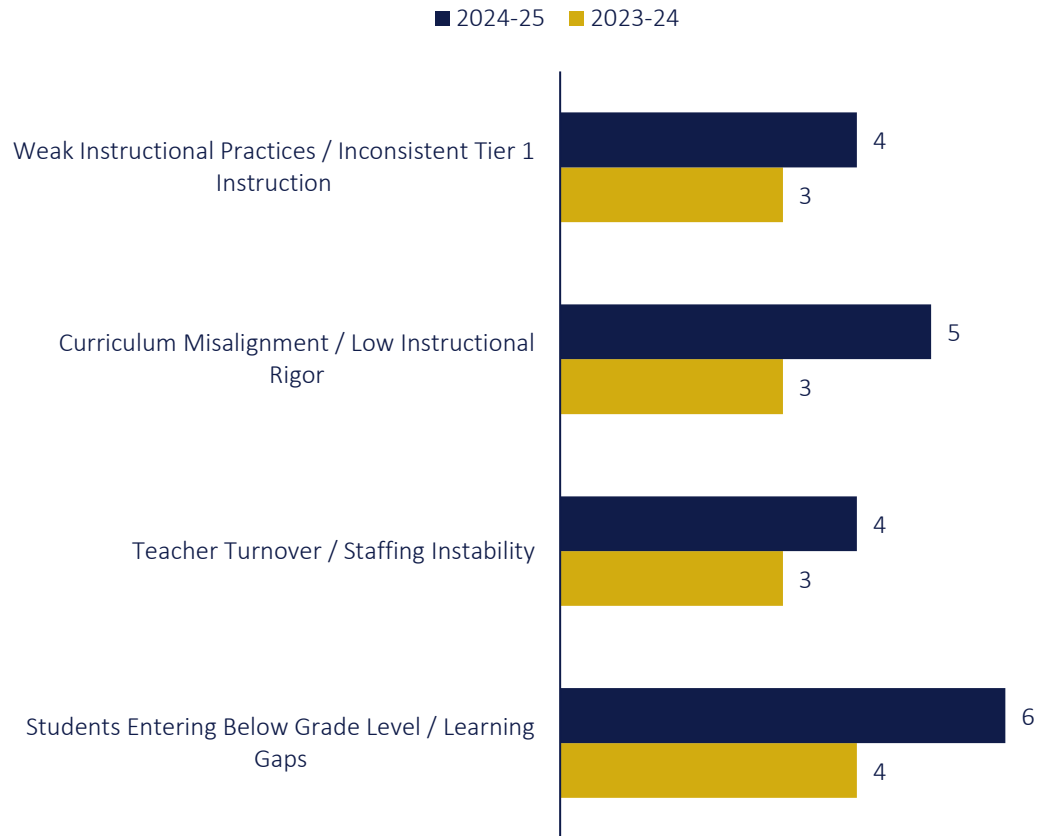
Academic Progress Monitoring (APM)

High Risk Financial Monitoring (HRFM)

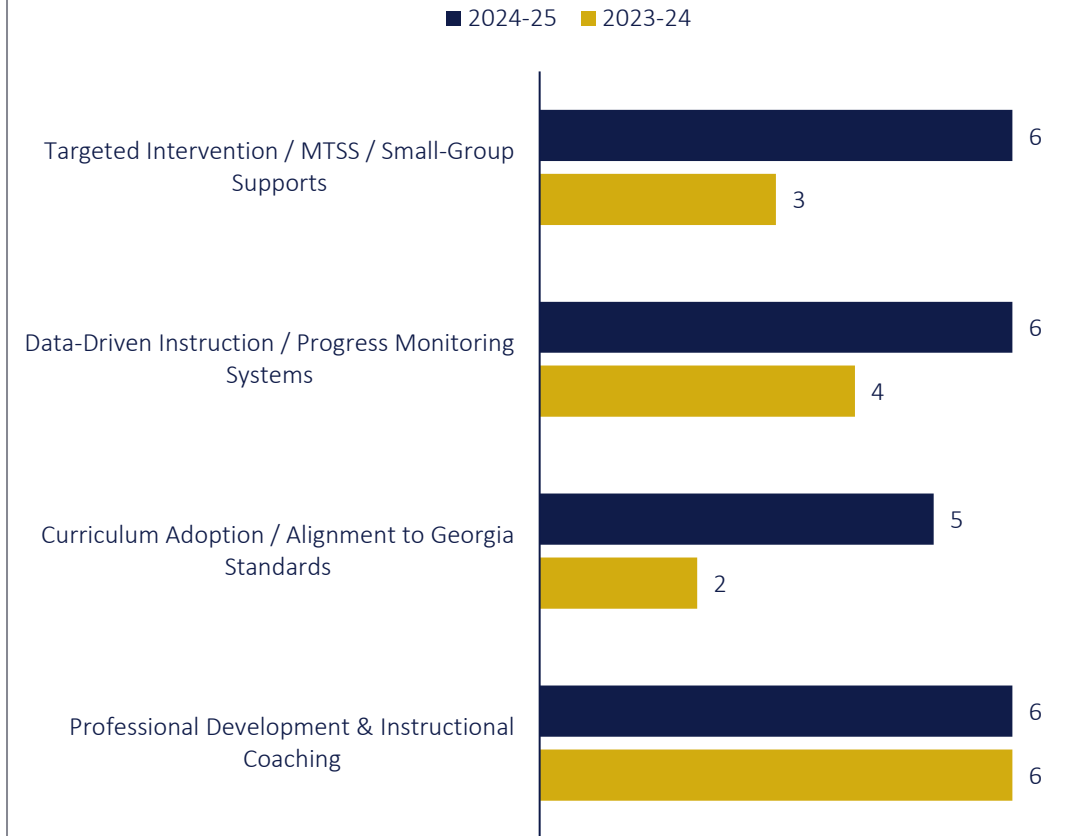


# Tier 2 Academic Response Review

Issue Themes - Number of Schools by Year



Intervention Themes - Number of Schools by Year



# Academic Support Pilot Grant

---

**Eligibility:** Schools that did not meet or exceed academic standards in the most recent CPF.

**Purpose:** to strengthen Math and English Language Arts (ELA) instruction

**Permissible grant activities may include:**

- Targeted professional development
- Development of instructional coaching capacity
- Tutoring services
- Other evidence-based interventions that support high-quality math and ELA instruction



# Timeline



## March

- CPF Reports Final
- Process Begins
- Tier Letters Sent



## April

- Review Letter Responses Due
- Probation CAPs Due



## May

- Required Outcomes Letters Sent
- Additional Probation Letters Sent



## June

- Required Outcomes Documentation Due
- Probation CAPs Due



## July

- All Follow- Up Documentation Due
- Process Ends





STATE  
CHARTER  
SCHOOLS  
COMMISSION  
*of* GEORGIA