

SCSC Academic Accountability Report 2020-21



March 2022

State Charter Schools Commission of Georgia



Tables of Contents

- Executive Summary 1
 - Assessing State Charter School Performance 2
 - Academic Section of the Comprehensive Performance Framework 2
 - Explanation of 2020-2021 Scores 3
 - 2020-2021 Academic Measures 3
 - Meeting Goals 3
 - SCSC Academic Standings 2020-2021 4
- School Profile Pages 5
 - Academy For Classical Education..... 6
 - Atlanta Heights Charter School 7
 - Atlanta Unbound Academy 8
 - Baconton Community Charter School..... 9
 - Brookhaven Innovation Academy 10
 - Cherokee Charter Academy..... 11
 - Cirrus Academy Charter School 12
 - Coastal Plains Charter High School 13
 - Coweta Charter Academy 14
 - Delta Steam Academy 15
 - Dubois Integrity Academy 16
 - Ethos Classical Charter School 17
 - Fulton Leadership Academy 18
 - Foothills Education Charter High School 19
 - Furlow Charter School..... 20
 - Georgia Connections Academy..... 21
 - Georgia Cyber Academy 22
 - Georgia Fugees Academy Charter School 23
 - Genesis Innovation Academy For Boys 24

Genesis Innovation Academy For Girls	25
Georgia School For Innovation And The Classics	26
International Academy Of Smyrna	27
International Charter Academy Of Georgia	28
International Charter School Of Atlanta	29
Ivy Preparatory Academy	30
Liberty Tech Charter Academy	31
Mountain Education Charter High School.....	32
Odyssey Charter School	33
Patuala Charter Academy.....	34
Resurgence Hall Charter School.....	35
Sail School For Arts-Infused Learning	36
Scintilla Charter Academy	37
Southwest Georgia Stem.....	38
Slam Academy Of Atlanta	39
Spring Creek Charter Academy.....	40
Statesboro Steam Academy	41
Utopian Academy For The Arts Charter School.....	42
Yi Hwang Academy Of Language Excellence	43
Summary Table.....	44
Calculations Explained	48
First Look Academic Measures	49
Second Look Measures	49
School Comparison Score.....	50
Grade Band Enrollment Weighted Overall Score	50

Executive Summary

Assessing State Charter School Performance

In 2016, the State Charter Schools Commission of Georgia (SCSC) adopted a Comprehensive Performance Framework (CPF) to set forth clear, quantifiable, rigorous, and attainable goals in the areas of academic achievement, financial viability, and organizational compliance. A school's performance on the CPF informs SCSC decision making over the course of the charter term and at renewal.

- The academic portion of the CPF incorporates various components of the College and Career Ready Performance Index (CCRPI, Georgia's state accountability tool) and predictive indicators that control for a school's unique and/or challenging student population.
- The financial portion of the CPF includes short-term and long-term measures to assess the school's financial viability.
- The organizational portion of the CPF reflects the school's ability to comply with all applicable laws (state and federal), rules and regulations.

State Charter Schools are expected to meet academic, financial, and operational standards during every year of the charter term. However, schools that demonstrates a consistent track record of strong performance over multiple years may earn a standard five-year renewal. Additionally, schools that finish their first charter term strong (despite early struggles), and schools that consistently perform on par with the attendance zone they serve may earn an abbreviated three-year charter renewal. The intent of an abbreviated charter term is to assess the school's ability to sustain the requisite performance level. Specific renewal criteria are defined within the CPF document. SCSC renewal eligibility criteria are meant to serve as a guideline to inform renewal decisions. However, the SCSC may exercise discretion in approving renewal terms outside of these guidelines.

Academic Section of the Comprehensive Performance Framework

The academic portion of the CPF assesses a variety of indicators to measure a school's performance in alignment with the SCSC's mission. The academic portion of the CPF seeks to answer the following fundamental question:

- Is the educational program offering students a better educational opportunity than they would otherwise receive in traditional district schools?

"The mission of the SCSC is to improve public education throughout the state by authorizing high-quality charter schools that provide students with better educational opportunities than they would otherwise be afforded in traditional schools."

In any year of the charter term, a state charter school may satisfy annual academic requirements, and be considered Meeting SCSC academic standards, by outperforming its attendance zone on any one or combination of academic measures derived from the statewide accountability system (the College and Career Readiness Performance Index [CCRPI]) and other statistical, predictive measures (Value-Added Measure [VAM] and Beating the Odds [BTO]). Please refer to prior year academic accountability documents and CPF reports for details on those measures. However, academic measures for the 2020-2021 school year varied from previous years.

Explanation of 2020-2021 Scores

The disruption in teaching and learning caused by the COVID-19 pandemic led the United States Department of Education (USED) to grant the Georgia Department of Education's (GaDOE) accountability waiver request for the 2020-2021 school year. As such, data critical to calculating SCSC academic CPF performance metrics (CCRPI, VAM and BTO) are not available.

However, GaDOE's request for a waiver from federal assessment requirements was not granted. Thus, the statewide summative assessments, the Georgia Milestones Assessments were administered in the 2020-2021 school year. Using Georgia Milestone data, scores generated by the SCSC and GaDOE and where necessary school-administered benchmark assessment results, the SCSC crafted alternative measures to assess school performance for the 2020-2021 school year.

2020-2021 Academic Measures

SCSC academic metrics for the 2020-2021 school year are grouped into two sections, first look measures and second look measures. Second look measures are only reviewed in instances where a school did not demonstrate adequate performance via one of the first look measures. A full description of each measure including calculation methodology can be found in the appendix.

First Look Measures

1. SCSC calculated Content Mastery scores adjusted for participation rate
2. SCSC calculated Content Mastery scores not adjusted for participation rate
3. GaDOE Achievement scores

Second Look Measures

4. School administered benchmark assessment results

Meeting Goals

In the 2020-2021 school year, a state charter school may satisfy academic requirements, and be considered **Meeting** SCSC academic standards, by outperforming the School Comparison Score (the schools from which its students are zoned to attend¹):

- on any one or combination of the First Look Academic Measures in all grade bands served OR
- on a grade-band enrollment weighted overall school score² for any of the First Look Academic Measures.

If a school outperforms in one, but not all grade bands served or has a score that is no more than 3% below the comparison score, it is considered **Approaching** standards.

If and only when a school does not outperform on any one or combination of the first three academic measures will school-administered benchmark assessment data be reviewed. Compliance via benchmark results is determined on a school-by-school basis to account for differences in type of assessment administered and available, verifiable data.

If the state charter school fails to adequately perform on any of the academic measures, the school is designated as **Not Meeting** SCSC academic standards.

¹ Description of calculation can be found in the calculations explained section of this document.

² Description of calculation can be found in the calculations explained section of this document.

SCSC Academic Standings 2020-2021

87%

of state charter schools
OUTPERFORMED THE SCHOOLS their students would otherwise attend in 2020-2021

Schools Meeting Standards

Academy for Classical Education	International Academy of Smyrna
Atlanta Heights Charter School	International Charter Academy of Georgia
Atlanta Unbound Academy	International Charter School of Atlanta
Baconton Community Charter School	Ivy Preparatory Academy at Kirkwood
Brookhaven Innovation Academy	Liberty Tech Charter Academy
Coweta Charter Academy	Mountain Education Charter High School
DELTA STEAM Academy	Odyssey Charter School
Dubois Integrity Academy	Pataula Charter Academy
Ethos Classical Charter School	Resurgence Hall Charter School
Foothills Education Charter High School	SAIL -School for Arts-Infused Learning
Fulton Leadership Academy	Scintilla Charter Academy
Furlow Charter School	SLAM Academy of Atlanta
Genesis Innovation Academy for Boys	Southwest Georgia STEM
Genesis Innovation Academy for Girls	Statesboro STEAM Academy
Georgia Connections Academy	Utopian Academy for the Arts Charter School
Georgia Cyber Academy	Yi Hwang Academy of Language Excellence
Georgia School for Innovation and the Classics	

Schools Approaching Standards

Georgia Fugees Academy	Spring Creek Charter Academy
------------------------	------------------------------

Schools Not Meeting Standards

Cherokee Charter School	Cirrus Academy Charter School
Coastal Plains Charter High School	

School Profile Pages

ACADEMY FOR CLASSICAL EDUCATION

Attendance Zone: Statewide

Grades Served: K-12

Meets Standards

A state charter school can meet 2020-21 school year SCSC academic accountability standards by outperforming the School Comparison Score (the schools from which its students are zoned to attend):

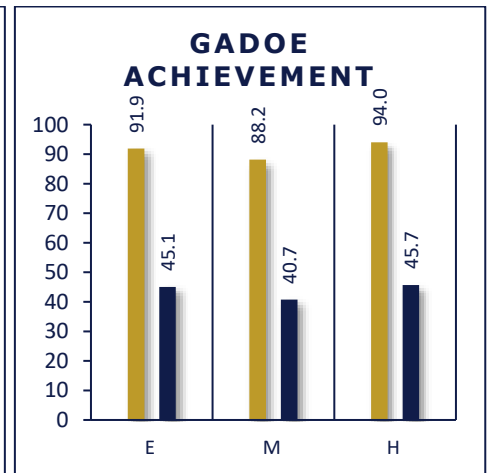
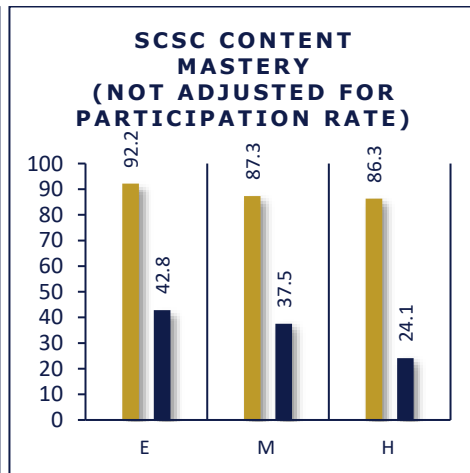
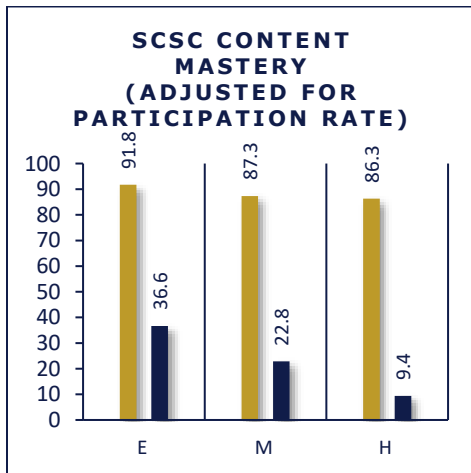
- on any one or combination of the First Look Academic Measures in all grade bands served OR
- on a grade-band enrollment weighted overall school score for any of the First Look Academic Measures.

If a school outperforms in one, but not all grade bands served or has a score that is no more than 3% below the comparison score, it is considered approaching standards.

If and only when a school does not outperform on any one or combination of the first three academic measures, school-administered benchmark assessment data will be reviewed. Compliance via benchmark results is determined on a school-by-school basis to account for differences in type of assessment administered and available, verifiable data.

More information on the academic measures and the attendance zone comparison scores can be found in the calculations explained section of this report.

Academic Measures		Did the school outperform?		
First Look	Grade Band	E	M	H
1. SCSC Calculated Content Mastery- adjusted for participation rate		Yes	Yes	Yes
2. SCSC Calculated Content Mastery- not adjusted for participation rate		Yes	Yes	Yes
3. GaDOE Achievement		Yes	Yes	Yes
Second Look				
4. School-administered Benchmark Assessment Results		Not applicable		



State Charter School Score	School Weighted Comparison Score

ATLANTA HEIGHTS CHARTER SCHOOL

Attendance Zone: Atlanta Public Schools

Grades Served: K-8

Meets Standards

A state charter school can meet 2020-21 school year SCSC academic accountability standards by outperforming the School Comparison Score (the schools from which its students are zoned to attend):

- on any one or combination of the First Look Academic Measures in all grade bands served OR
- on a grade-band enrollment weighted overall school score for any of the First Look Academic Measures.

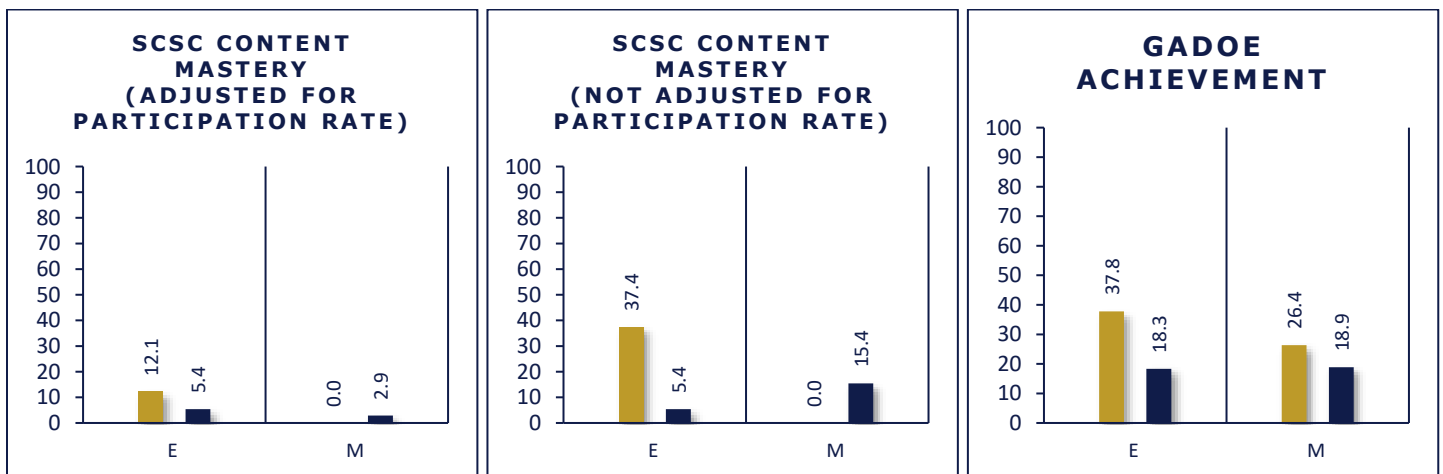
If a school outperforms in one, but not all grade bands served or has a score that is no more than 3% below the comparison score, it is considered approaching standards.

If and only when a school does not outperform on any one or combination of the first three academic measures, school-administered benchmark assessment data will be reviewed. Compliance via benchmark results is determined on a school-by-school basis to account for differences in type of assessment administered and available, verifiable data.

More information on the academic measures and the attendance zone comparison scores can be found in the calculations explained section of this report.

Academic Measures		Did the school outperform?	
First Look	Grade Band	E	M
1. SCSC Calculated Content Mastery- adjusted for participation rate		Yes	TFS
2. SCSC Calculated Content Mastery- not adjusted for participation rate		Yes	TFS
3. GaDOE Achievement		Yes	Yes
Second Look			
4. School-administered Benchmark Assessment Results		Not applicable	

TFS- means there were too few students (less than 15) to report a score, this is represented by 0 in the bar charts below



State Charter School Score	School Weighted Comparison Score

ATLANTA UNBOUND ACADEMY

Attendance Zone: Statewide

Grades Served: K and 6

Meets Standards

A state charter school can meet 2020-21 school year SCSC academic accountability standards by outperforming the School Comparison Score (the schools from which its students are zoned to attend):

- on any one or combination of the First Look Academic Measures in all grade bands served OR
- on a grade-band enrollment weighted overall school score for any of the First Look Academic Measures.

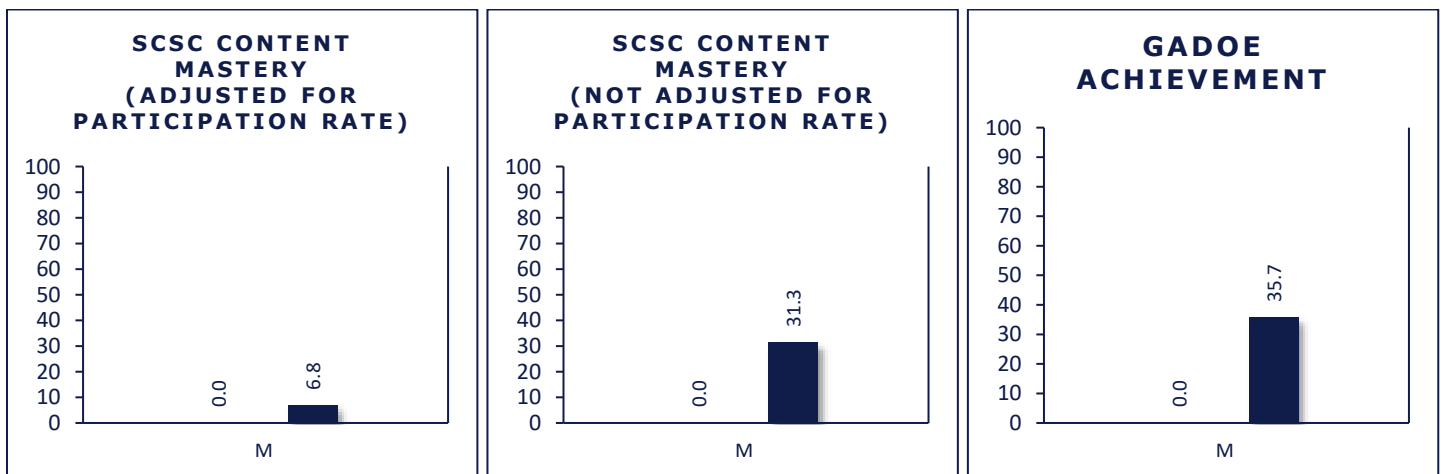
If a school outperforms in one, but not all grade bands served or has a score that is no more than 3% below the comparison score, it is considered approaching standards.

If and only when a school does not outperform on any one or combination of the first three academic measures, school-administered benchmark assessment data will be reviewed. Compliance via benchmark results is determined on a school-by-school basis to account for differences in type of assessment administered and available, verifiable data.

More information on the academic measures and the attendance zone comparison scores can be found in the calculations explained section of this report.

Academic Measures		Did the school outperform?
First Look	Grade Band	M
1. SCSC Calculated Content Mastery- adjusted for participation rate		TFS
2. SCSC Calculated Content Mastery- not adjusted for participation rate		TFS
3. GaDOE Achievement		TFS
Second Look		
4. School-administered Benchmark Assessment Results		Yes

TFS- means there were too few students (less than 15) to report a score, this is represented by 0 in the bar charts below



State Charter School Score	School Weighted Comparison Score

School-administered Benchmark Assessment Results:

The unprecedented challenges that the COVID-19 pandemic has presented to large-scale student assessment, and school accountability, across the country are on full display in this instance. However, while the number of Atlanta Unbound Academy students with data available prevents the public release of summary data for the school, the available student-level data that does exist (Georgia Milestones and the school's benchmark data collectively) provides sufficient evidence in this unique context to make a determination possible. The School's positive Georgia Milestone results paired with benchmark assessment growth in Reading that is on par with the national average provide evidence to suggest the school is providing students with a better educational opportunity.

BACONTON COMMUNITY CHARTER SCHOOL

Attendance Zone: Baker County, Dougherty County, Lee County, Mitchell County, Worth County

Grades Served: K-12

Meets Standards

A state charter school can meet 2020-21 school year SCSC academic accountability standards by outperforming the School Comparison Score (the schools from which its students are zoned to attend):

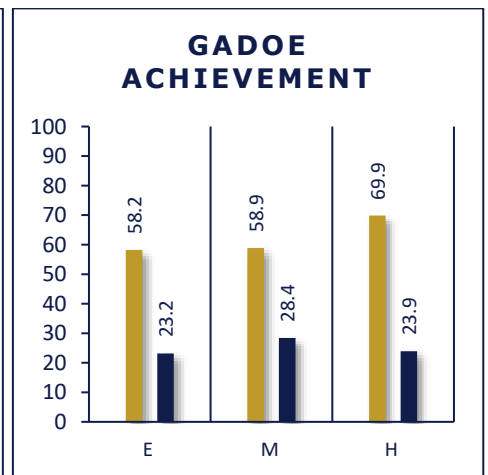
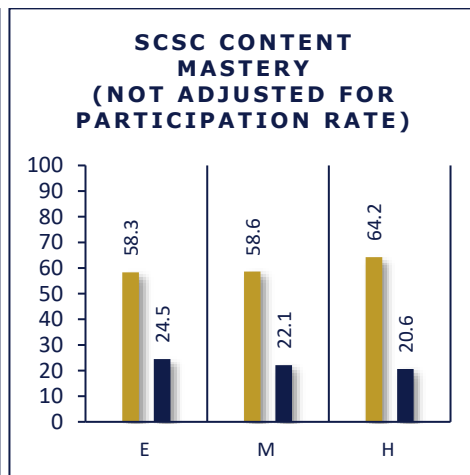
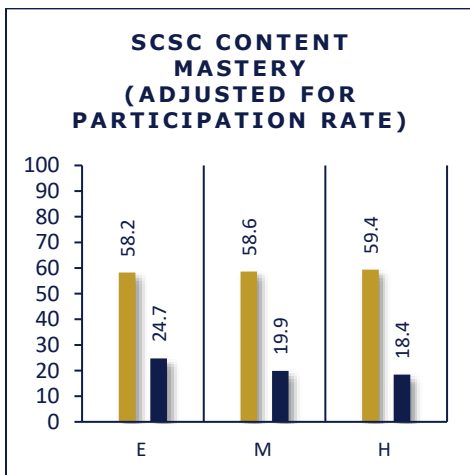
- on any one or combination of the First Look Academic Measures in all grade bands served OR
- on a grade-band enrollment weighted overall school score for any of the First Look Academic Measures.

If a school outperforms in one, but not all grade bands served or has a score that is no more than 3% below the comparison score, it is considered approaching standards.

If and only when a school does not outperform on any one or combination of the first three academic measures, school-administered benchmark assessment data will be reviewed. Compliance via benchmark results is determined on a school-by-school basis to account for differences in type of assessment administered and available, verifiable data.

More information on the academic measures and the attendance zone comparison scores can be found in the calculations explained section of this report.

Academic Measures		Did the school outperform?		
First Look	Grade Band	E	M	H
1. SCSC Calculated Content Mastery- adjusted for participation rate		Yes	Yes	Yes
2. SCSC Calculated Content Mastery- not adjusted for participation rate		Yes	Yes	Yes
3. GaDOE Achievement		Yes	Yes	Yes
Second Look				
4. School-administered Benchmark Assessment Results		Not applicable		



State Charter School Score	School Weighted Comparison Score

BROOKHAVEN INNOVATION ACADEMY

Attendance Zone: Statewide

Grades Served: K-8

Meets Standards

A state charter school can meet 2020-21 school year SCSC academic accountability standards by outperforming the School Comparison Score (the schools from which its students are zoned to attend):

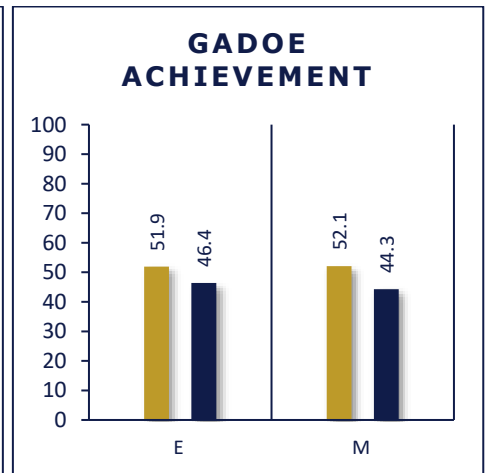
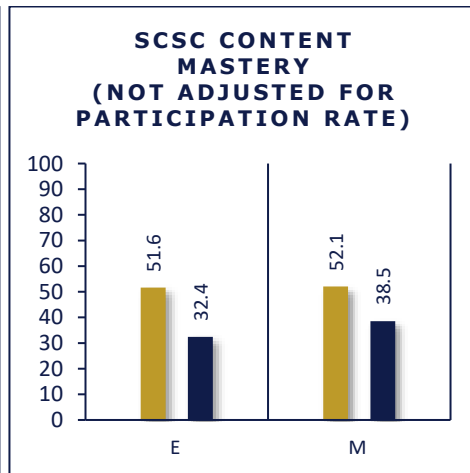
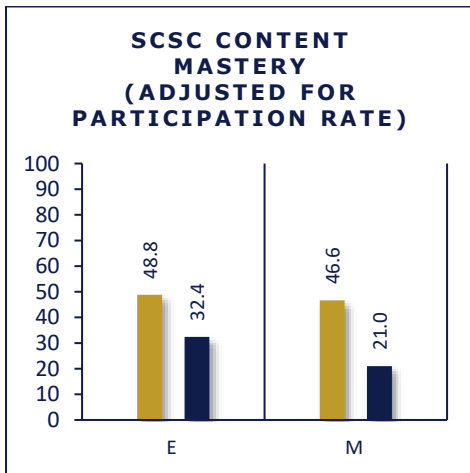
- on any one or combination of the First Look Academic Measures in all grade bands served OR
- on a grade-band enrollment weighted overall school score for any of the First Look Academic Measures.

If a school outperforms in one, but not all grade bands served or has a score that is no more than 3% below the comparison score, it is considered approaching standards.

If and only when a school does not outperform on any one or combination of the first three academic measures, school-administered benchmark assessment data will be reviewed. Compliance via benchmark results is determined on a school-by-school basis to account for differences in type of assessment administered and available, verifiable data.

More information on the academic measures and the attendance zone comparison scores can be found in the calculations explained section of this report.

Academic Measures		Did the school outperform?	
First Look	Grade Band	E	M
1. SCSC Calculated Content Mastery- adjusted for participation rate		Yes	Yes
2. SCSC Calculated Content Mastery- not adjusted for participation rate		Yes	Yes
3. GaDOE Achievement		Yes	Yes
Second Look			
4. School-administered Benchmark Assessment Results		Not applicable	



State Charter School Score	School Weighted Comparison Score

CHEROKEE CHARTER ACADEMY

Attendance Zone: Bartow County, Cartersville City, Cherokee County, Cobb County, Marietta City and Pickens County
 Grades Served: K-8

Does Not Meet Standards

A state charter school can meet 2020-21 school year SCSC academic accountability standards by outperforming the School Comparison Score (the schools from which its students are zoned to attend):

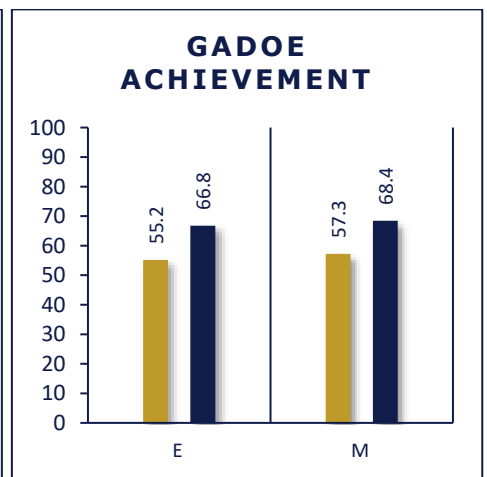
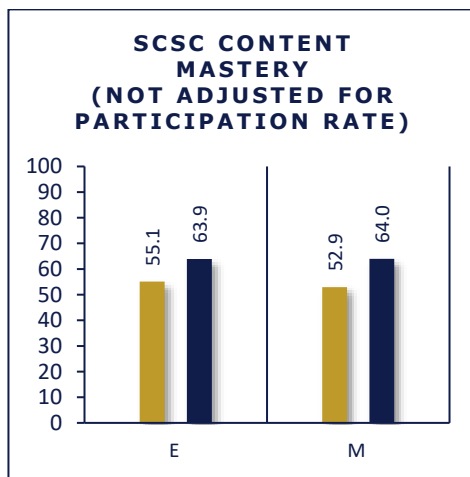
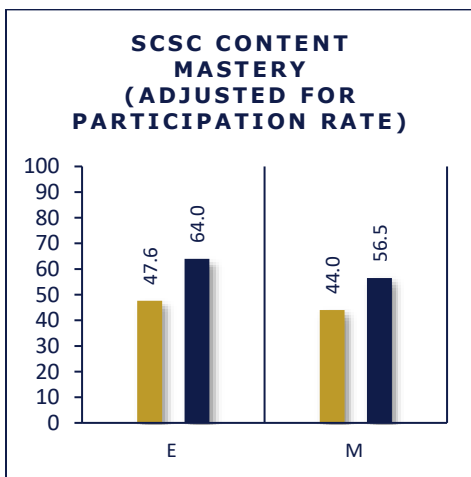
- on any one or combination of the First Look Academic Measures in all grade bands served OR
- on a grade-band enrollment weighted overall school score for any of the First Look Academic Measures.

If a school outperforms in one, but not all grade bands served or has a score that is no more than 3% below the comparison score, it is considered approaching standards.

If and only when a school does not outperform on any one or combination of the first three academic measures, school-administered benchmark assessment data will be reviewed. Compliance via benchmark results is determined on a school-by-school basis to account for differences in type of assessment administered and available, verifiable data.

More information on the academic measures and the attendance zone comparison scores can be found in the calculations explained section of this report.

Academic Measures		Did the school outperform?	
First Look	Grade Band	E	M
1. SCSC Calculated Content Mastery- adjusted for participation rate		No	No
2. SCSC Calculated Content Mastery- not adjusted for participation rate		No	No
3. GaDOE Achievement		No	No
Second Look			
4. School-administered Benchmark Assessment Results		No	



State Charter School Score	School Weighted Comparison Score

School-administered Benchmark Assessment Results:

After reviewing Cherokee Charter Academy's iReady benchmark assessment data, there is no compelling evidence to suggest the originally applied three measures of academic performance were insufficient or incomplete in the profile they provided of the school's performance. iReady Diagnostic data indicates that Cherokee Charter Academy did not increase its share of students performing on grade level commensurately with a national sampling in the 2020-21 school year.

CIRRUS ACADEMY CHARTER SCHOOL

Attendance Zone: Statewide

Grades Served: K-8

Does Not Meet Standards

A state charter school can meet 2020-21 school year SCSC academic accountability standards by outperforming the School Comparison Score (the schools from which its students are zoned to attend):

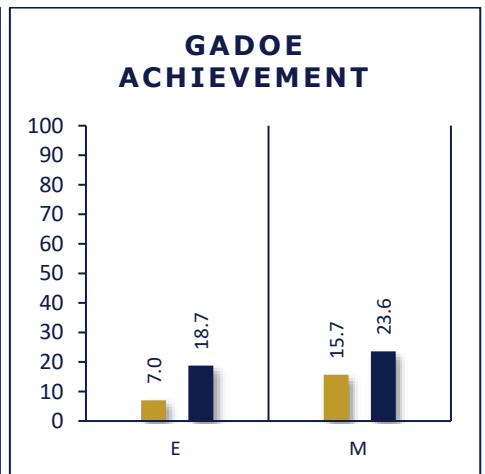
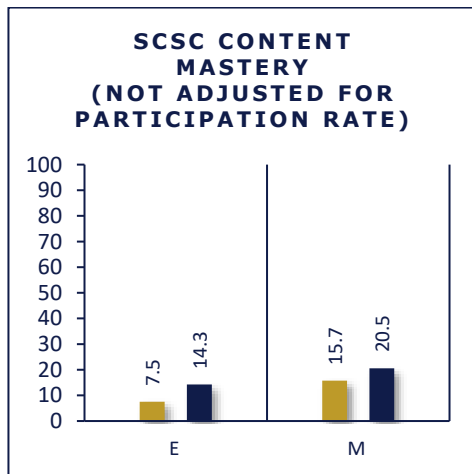
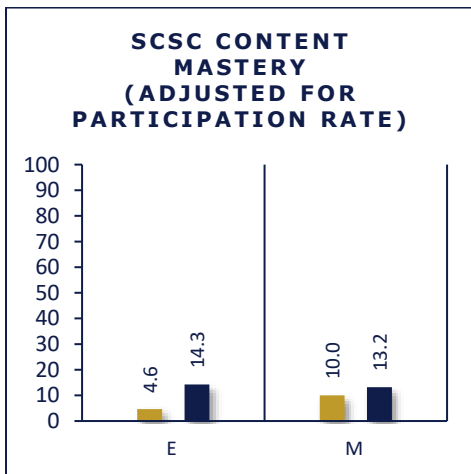
- on any one or combination of the First Look Academic Measures in all grade bands served OR
- on a grade-band enrollment weighted overall school score for any of the First Look Academic Measures.

If a school outperforms in one, but not all grade bands served or has a score that is no more than 3% below the comparison score, it is considered approaching standards.

If and only when a school does not outperform on any one or combination of the first three academic measures, school-administered benchmark assessment data will be reviewed. Compliance via benchmark results is determined on a school-by-school basis to account for differences in type of assessment administered and available, verifiable data.

More information on the academic measures and the attendance zone comparison scores can be found in the calculations explained section of this report.

Academic Measures		Did the school outperform?	
First Look	Grade Band	E	M
1. SCSC Calculated Content Mastery- adjusted for participation rate		No	No
2. SCSC Calculated Content Mastery- not adjusted for participation rate		No	No
3. GaDOE Achievement		No	No
Second Look			
4. School-administered Benchmark Assessment Results		No	



State Charter School Score	School Weighted Comparison Score

School-administered Benchmark Assessment Results:

After reviewing Cirrus Academy’s MAP Growth benchmark assessment data, there is no compelling evidence to suggest the originally applied three measures of academic performance were insufficient or incomplete in the profile they provided of the school’s performance. The School’s 2020-21 school year MAP achievement results are significantly lower than other Georgia schools who participated in MAP Growth Assessments in the same time period in both grade bands served. Student growth at the school was below expected levels using conditional growth index and percentiles. Thus, the benchmark data, provided by the school, affirm the notion, indicated by the originally applied measures, that the school is not providing a high-quality educational option for students in Georgia.

COASTAL PLAINS CHARTER HIGH SCHOOL

Attendance Zone: Statewide

Grades Served: 9-12

Does Not Meet Standards

A state charter school can meet 2020-21 school year SCSC academic accountability standards by outperforming the School Comparison Score (the schools from which its students are zoned to attend):

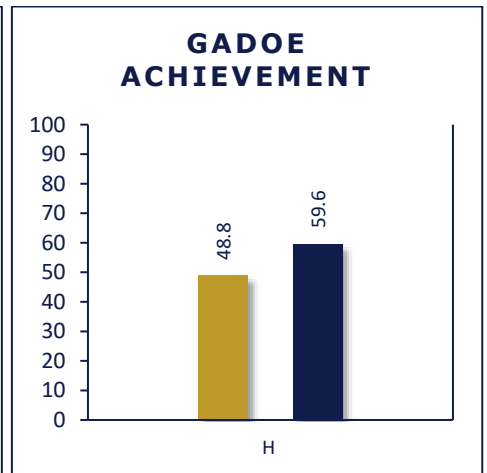
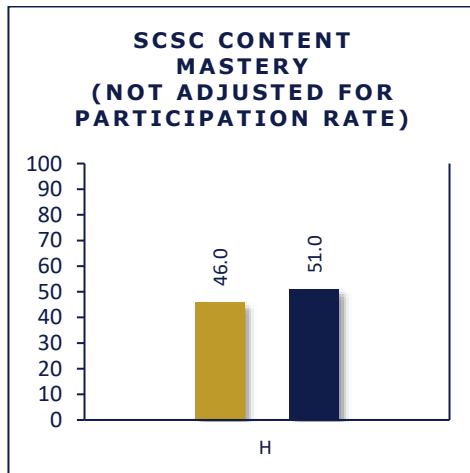
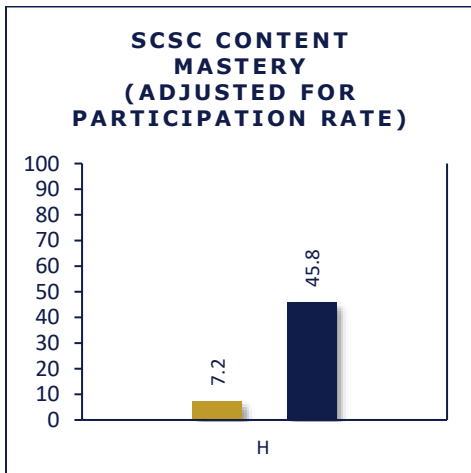
- on any one or combination of the First Look Academic Measures in all grade bands served OR
- on a grade-band enrollment weighted overall school score for any of the First Look Academic Measures.

If a school outperforms in one, but not all grade bands served or has a score that is no more than 3% below the comparison score, it is considered approaching standards.

If and only when a school does not outperform on any one or combination of the first three academic measures, school-administered benchmark assessment data will be reviewed. Compliance via benchmark results is determined on a school-by-school basis to account for differences in type of assessment administered and available, verifiable data.

More information on the academic measures and the attendance zone comparison scores can be found in the calculations explained section of this report.

Academic Measures		Did the school outperform?
First Look	Grade Band	H
1. SCSC Calculated Content Mastery- adjusted for participation rate		No
2. SCSC Calculated Content Mastery- not adjusted for participation rate		No
3. GaDOE Achievement		No
Second Look		
4. School-administered Benchmark Assessment Results		No



State Charter School Score	School Weighted Comparison Score

School-administered Benchmark Assessment Results:

After reviewing Coastal Plains Charter High School's (CPCS) USA Test Prep benchmark assessment data, there is no compelling evidence to suggest the originally applied three measures of academic performance were insufficient or incomplete in the profile they provided of the school's performance. The USA Test Prep data provided were a subset of the tested student body and although showed some growth were not to a level that surpassed the comparison schools' growth. Thus, the benchmark data, provided by the school, affirm the notion, indicated by the originally applied measures, that the school is not providing a high-quality educational option for students in Georgia.

COWETA CHARTER ACADEMY

Attendance Zone: Coweta County, Meriwether County and Spalding County
 Grades Served: K-8

Meets Standards

A state charter school can meet 2020-21 school year SCSC academic accountability standards by outperforming the School Comparison Score (the schools from which its students are zoned to attend):

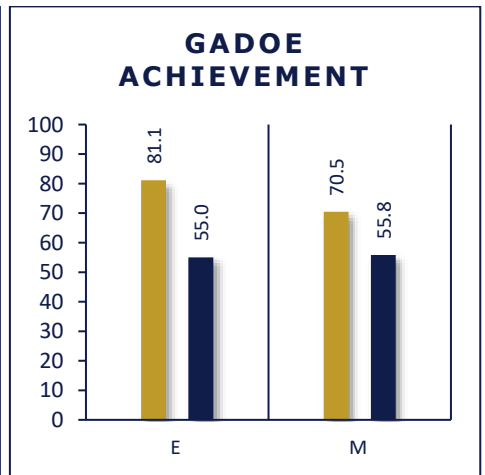
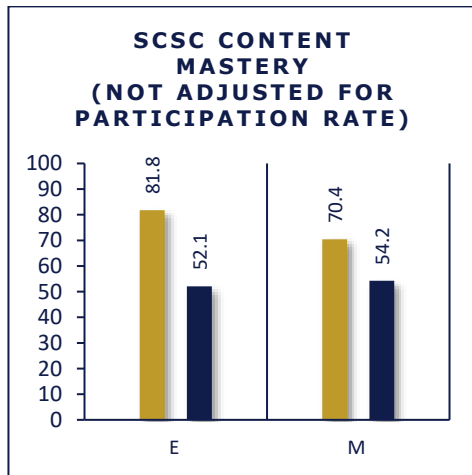
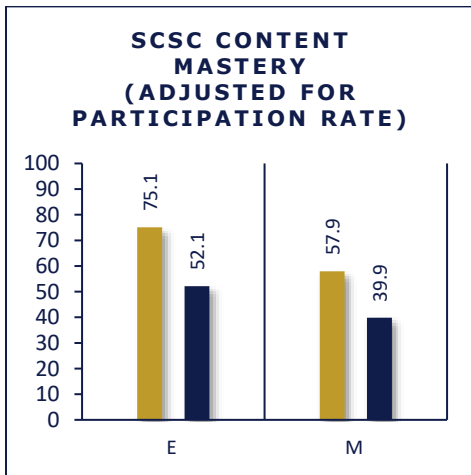
- on any one or combination of the First Look Academic Measures in all grade bands served OR
- on a grade-band enrollment weighted overall school score for any of the First Look Academic Measures.

If a school outperforms in one, but not all grade bands served or has a score that is no more than 3% below the comparison score, it is considered approaching standards.

If and only when a school does not outperform on any one or combination of the first three academic measures, school-administered benchmark assessment data will be reviewed. Compliance via benchmark results is determined on a school-by-school basis to account for differences in type of assessment administered and available, verifiable data.

More information on the academic measures and the attendance zone comparison scores can be found in the calculations explained section of this report.

Academic Measures		Did the school outperform?	
		E	M
First Look	Grade Band		
1. SCSC Calculated Content Mastery- adjusted for participation rate		Yes	Yes
2. SCSC Calculated Content Mastery- not adjusted for participation rate		Yes	Yes
3. GaDOE Achievement		Yes	Yes
Second Look			
4. School-administered Benchmark Assessment Results		Not applicable	



State Charter School Score	School Weighted Comparison Score

DELTA STEAM ACADEMY

Attendance Zone: Atlanta Public Schools, Cobb County, Douglas County, Paulding County
 Grades Served: K and 3

Meets Standards

A state charter school can meet 2020-21 school year SCSC academic accountability standards by outperforming the School Comparison Score (the schools from which its students are zoned to attend):

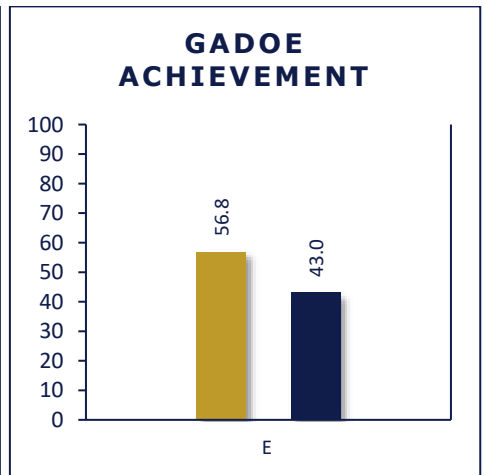
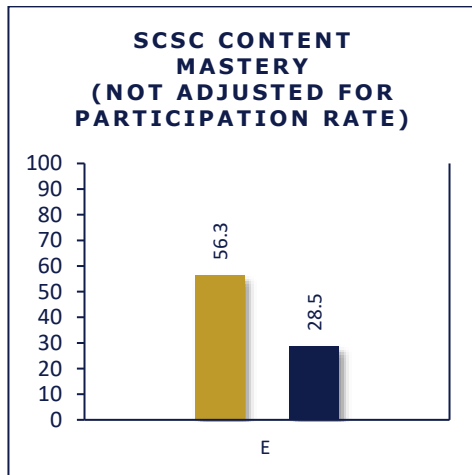
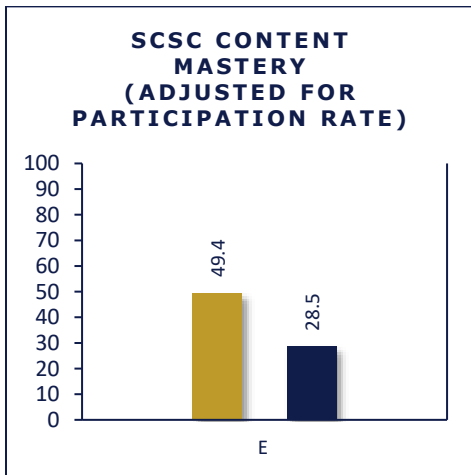
- on any one or combination of the First Look Academic Measures in all grade bands served OR
- on a grade-band enrollment weighted overall school score for any of the First Look Academic Measures.

If a school outperforms in one, but not all grade bands served or has a score that is no more than 3% below the comparison score, it is considered approaching standards.

If and only when a school does not outperform on any one or combination of the first three academic measures, school-administered benchmark assessment data will be reviewed. Compliance via benchmark results is determined on a school-by-school basis to account for differences in type of assessment administered and available, verifiable data.

More information on the academic measures and the attendance zone comparison scores can be found in the calculations explained section of this report.

Academic Measures		Did the school outperform?
First Look	Grade Band	E
1. SCSC Calculated Content Mastery- adjusted for participation rate		Yes
2. SCSC Calculated Content Mastery- not adjusted for participation rate		Yes
3. GaDOE Achievement		Yes
Second Look		
4. School-administered Benchmark Assessment Results		Not applicable



State Charter School Score	School Weighted Comparison Score

DUBOIS INTEGRITY ACADEMY

Attendance Zone: Clayton County
 Grades Served: K-5

Meets Standards

A state charter school can meet 2020-21 school year SCSC academic accountability standards by outperforming the School Comparison Score (the schools from which its students are zoned to attend):

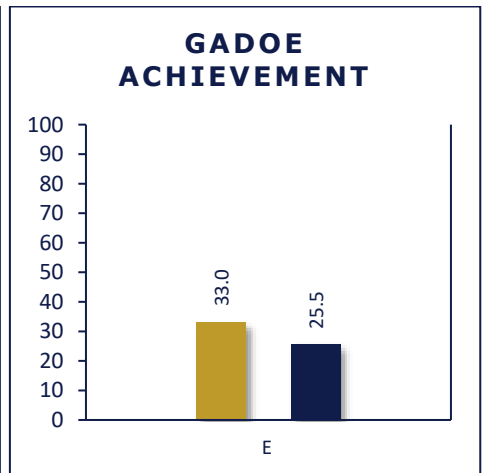
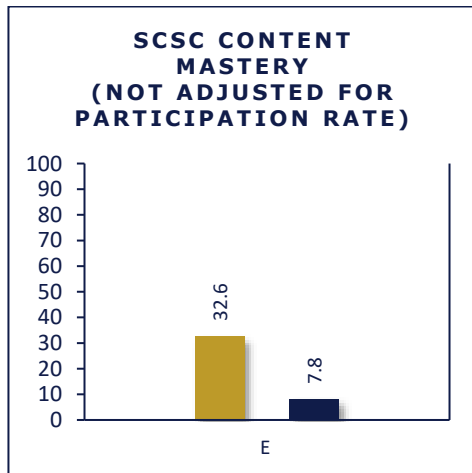
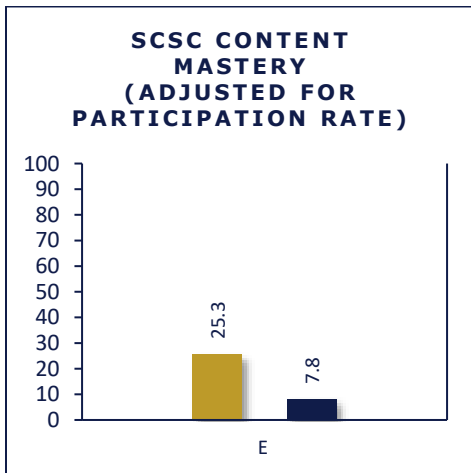
- on any one or combination of the First Look Academic Measures in all grade bands served OR
- on a grade-band enrollment weighted overall school score for any of the First Look Academic Measures.

If a school outperforms in one, but not all grade bands served or has a score that is no more than 3% below the comparison score, it is considered approaching standards.

If and only when a school does not outperform on any one or combination of the first three academic measures, school-administered benchmark assessment data will be reviewed. Compliance via benchmark results is determined on a school-by-school basis to account for differences in type of assessment administered and available, verifiable data.

More information on the academic measures and the attendance zone comparison scores can be found in the calculations explained section of this report.

Academic Measures		Did the school outperform?
First Look	Grade Band	E
1. SCSC Calculated Content Mastery- adjusted for participation rate		Yes
2. SCSC Calculated Content Mastery- not adjusted for participation rate		Yes
3. GaDOE Achievement		Yes
Second Look		
4. School-administered Benchmark Assessment Results		Not applicable



State Charter School Score	School Weighted Comparison Score

ETHOS CLASSICAL CHARTER SCHOOL

Attendance Zone: Atlanta Public Schools and Fulton County
 Grades Served: K-1 and 4

Meets Standards

A state charter school can meet 2020-21 school year SCSC academic accountability standards by outperforming the School Comparison Score (the schools from which its students are zoned to attend):

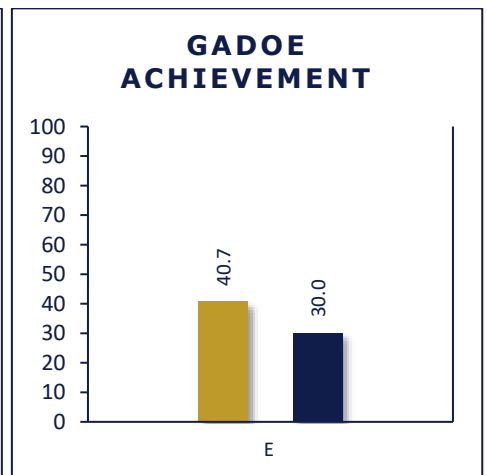
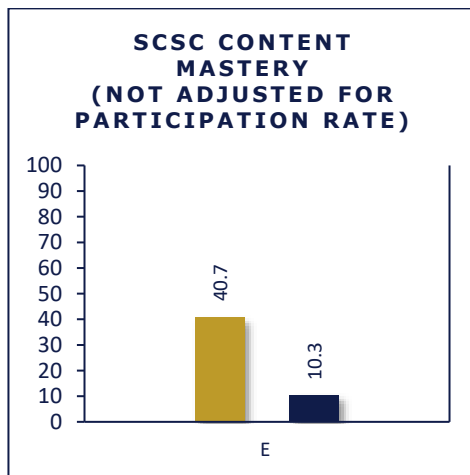
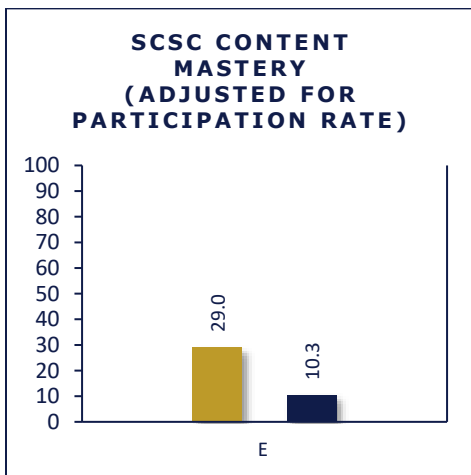
- on any one or combination of the First Look Academic Measures in all grade bands served OR
- on a grade-band enrollment weighted overall school score for any of the First Look Academic Measures.

If a school outperforms in one, but not all grade bands served or has a score that is no more than 3% below the comparison score, it is considered approaching standards.

If and only when a school does not outperform on any one or combination of the first three academic measures, school-administered benchmark assessment data will be reviewed. Compliance via benchmark results is determined on a school-by-school basis to account for differences in type of assessment administered and available, verifiable data.

More information on the academic measures and the attendance zone comparison scores can be found in the calculations explained section of this report.

Academic Measures		Did the school outperform?
First Look	Grade Band	E
1. SCSC Calculated Content Mastery- adjusted for participation rate		Yes
2. SCSC Calculated Content Mastery- not adjusted for participation rate		Yes
3. GaDOE Achievement		Yes
Second Look		
4. School-administered Benchmark Assessment Results		Not applicable



State Charter School Score	School Weighted Comparison Score

FULTON LEADERSHIP ACADEMY

Attendance Zone: Atlanta Public Schools, Clayton County and South Fulton County
 Grades Served: 6-12

Meets Standards

A state charter school can meet 2020-21 school year SCSC academic accountability standards by outperforming the School Comparison Score (the schools from which its students are zoned to attend):

- on any one or combination of the First Look Academic Measures in all grade bands served OR
- on a grade-band enrollment weighted overall school score for any of the First Look Academic Measures.

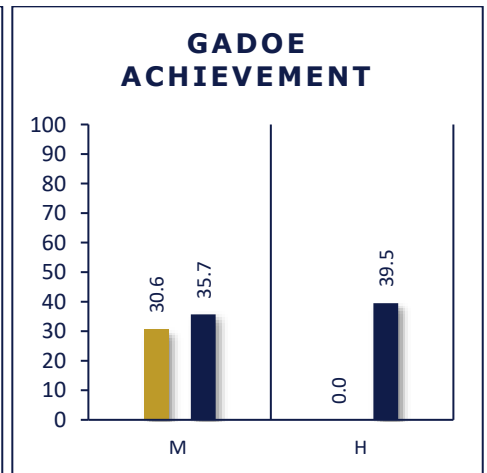
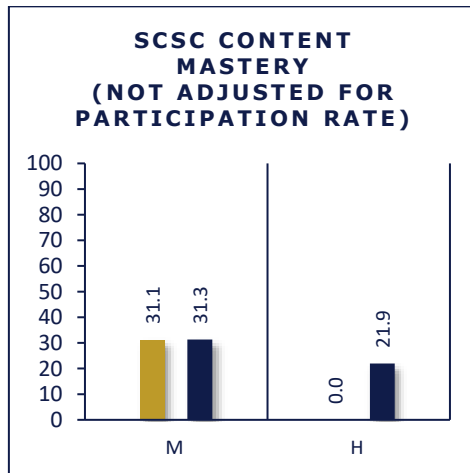
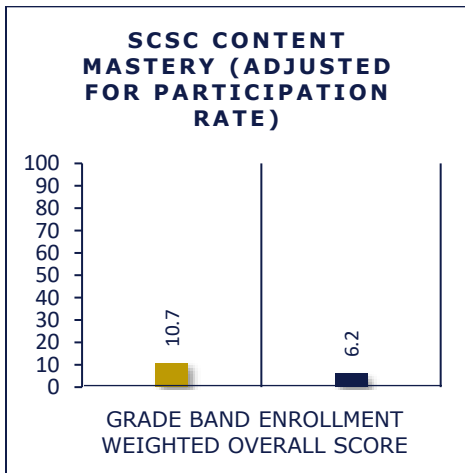
If a school outperforms in one, but not all grade bands served or has a score that is no more than 3% below the comparison score, it is considered approaching standards.

If and only when a school does not outperform on any one or combination of the first three academic measures, school-administered benchmark assessment data will be reviewed. Compliance via benchmark results is determined on a school-by-school basis to account for differences in type of assessment administered and available, verifiable data.

More information on the academic measures and the attendance zone comparison scores can be found in the calculations explained section of this report.

Academic Measures		Did the school outperform?	
First Look	Grade Band	M	H
1. SCSC Calculated Content Mastery- adjusted for participation rate		YES- Grade Band Enrollment Weighted	
2. SCSC Calculated Content Mastery- not adjusted for participation rate		SAME	TFS
3. GaDOE Achievement		No	TFS
Second Look			
4. School-administered Benchmark Assessment Results		Not applicable	

TFS- means there were too few students (less than 15) to report a score, this is represented by 0 in the bar charts below



Grade Band Enrollment Weighted calculations can be found in the Appendix

State Charter School Score	School Weighted Comparison Score

FOOTHILLS EDUCATION CHARTER HIGH SCHOOL

Attendance Zone: Statewide

Grades Served: 9-12

Meets Standards

A state charter school can meet 2020-21 school year SCSC academic accountability standards by outperforming the School Comparison Score (the schools from which its students are zoned to attend):

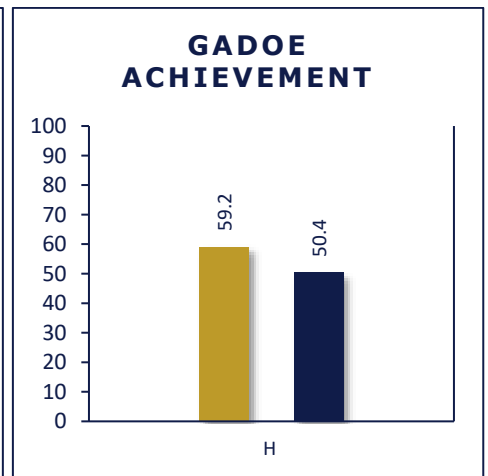
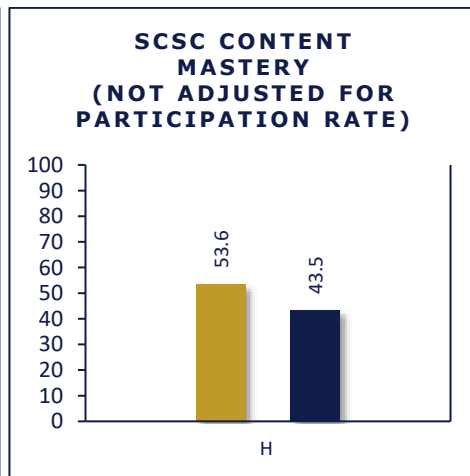
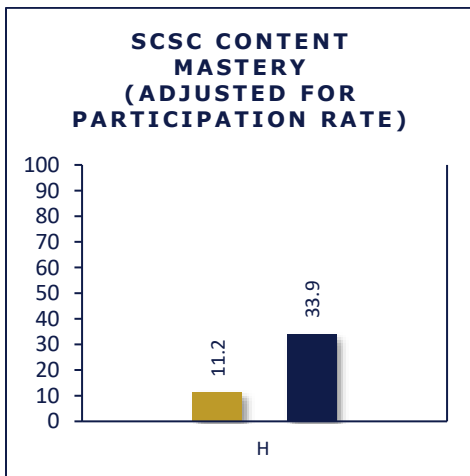
- on any one or combination of the First Look Academic Measures in all grade bands served OR
- on a grade-band enrollment weighted overall school score for any of the First Look Academic Measures.

If a school outperforms in one, but not all grade bands served or has a score that is no more than 3% below the comparison score, it is considered approaching standards.

If and only when a school does not outperform on any one or combination of the first three academic measures, school-administered benchmark assessment data will be reviewed. Compliance via benchmark results is determined on a school-by-school basis to account for differences in type of assessment administered and available, verifiable data.

More information on the academic measures and the attendance zone comparison scores can be found in the calculations explained section of this report.

Academic Measures		Did the school outperform?
First Look	Grade Band	H
1. SCSC Calculated Content Mastery- adjusted for participation rate		No
2. SCSC Calculated Content Mastery- not adjusted for participation rate		Yes
3. GaDOE Achievement		Yes
Second Look		
4. School-administered Benchmark Assessment Results		Not applicable



State Charter School Score	School Weighted Comparison Score
11.2	33.9

FURLOW CHARTER SCHOOL

Attendance Zone: Sumter County
 Grades Served: K-12

Meets Standards

A state charter school can meet 2020-21 school year SCSC academic accountability standards by outperforming the School Comparison Score (the schools from which its students are zoned to attend):

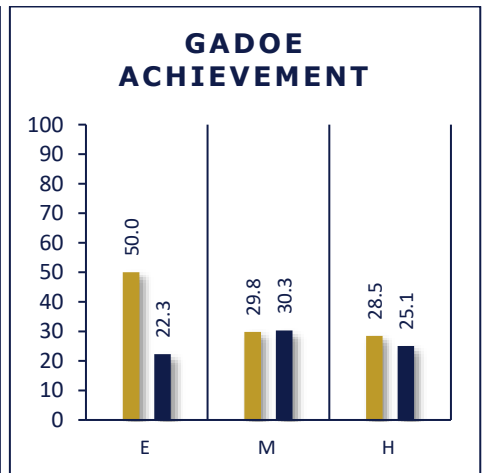
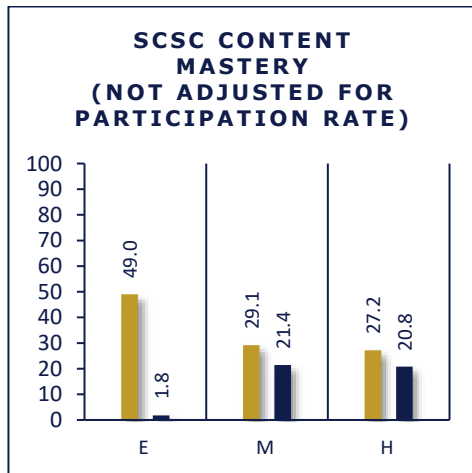
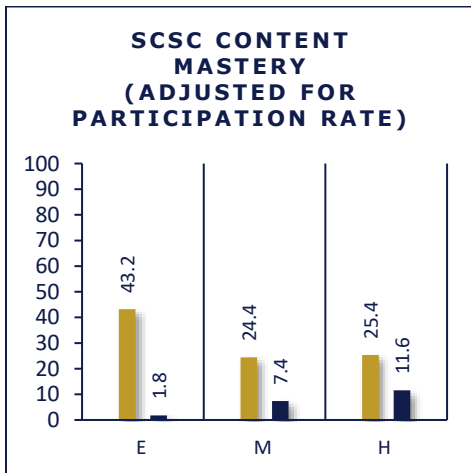
- on any one or combination of the First Look Academic Measures in all grade bands served OR
- on a grade-band enrollment weighted overall school score for any of the First Look Academic Measures.

If a school outperforms in one, but not all grade bands served or has a score that is no more than 3% below the comparison score, it is considered approaching standards.

If and only when a school does not outperform on any one or combination of the first three academic measures, school-administered benchmark assessment data will be reviewed. Compliance via benchmark results is determined on a school-by-school basis to account for differences in type of assessment administered and available, verifiable data.

More information on the academic measures and the attendance zone comparison scores can be found in the calculations explained section of this report.

Academic Measures		Did the school outperform?		
First Look	Grade Band	E	M	H
1. SCSC Calculated Content Mastery- adjusted for participation rate		Yes	Yes	Yes
2. SCSC Calculated Content Mastery- not adjusted for participation rate		Yes	Yes	Yes
3. GaDOE Achievement		Yes	SAME	Yes
Second Look				
4. School-administered Benchmark Assessment Results		Not applicable		



State Charter School Score	School Weighted Comparison Score

GEORGIA CONNECTIONS ACADEMY

Attendance Zone: Statewide

Grades Served: 5-12

Meets Standards

A state charter school can meet 2020-21 school year SCSC academic accountability standards by outperforming the School Comparison Score (the schools from which its students are zoned to attend):

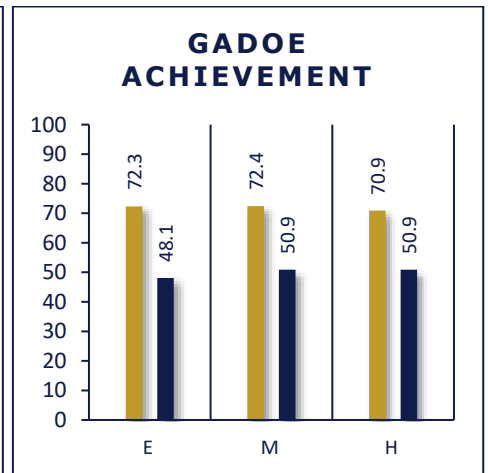
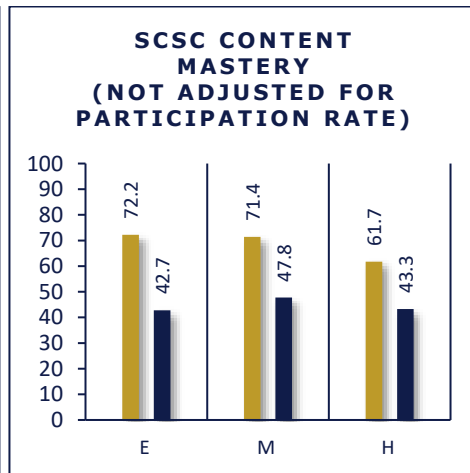
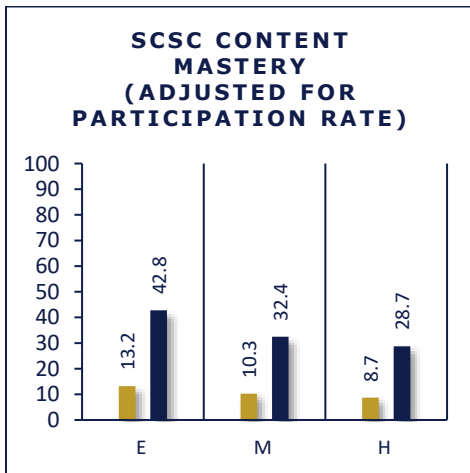
- on any one or combination of the First Look Academic Measures in all grade bands served OR
- on a grade-band enrollment weighted overall school score for any of the First Look Academic Measures.

If a school outperforms in one, but not all grade bands served or has a score that is no more than 3% below the comparison score, it is considered approaching standards.

If and only when a school does not outperform on any one or combination of the first three academic measures, school-administered benchmark assessment data will be reviewed. Compliance via benchmark results is determined on a school-by-school basis to account for differences in type of assessment administered and available, verifiable data.

More information on the academic measures and the attendance zone comparison scores can be found in the calculations explained section of this report.

Academic Measures		Did the school outperform?		
First Look	Grade Band	E	M	H
1. SCSC Calculated Content Mastery- adjusted for participation rate		No	No	No
2. SCSC Calculated Content Mastery- not adjusted for participation rate		Yes	Yes	Yes
3. GaDOE Achievement		Yes	Yes	Yes
Second Look				
4. School-administered Benchmark Assessment Results		Not applicable		



State Charter School Score	School Weighted Comparison Score

GEORGIA CYBER ACADEMY

Attendance Zone: Statewide

Grades Served: K-12

Meets Standards

A state charter school can meet 2020-21 school year SCSC academic accountability standards by outperforming the School Comparison Score (the schools from which its students are zoned to attend):

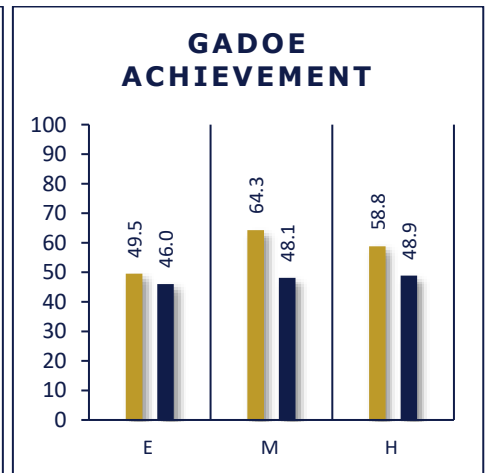
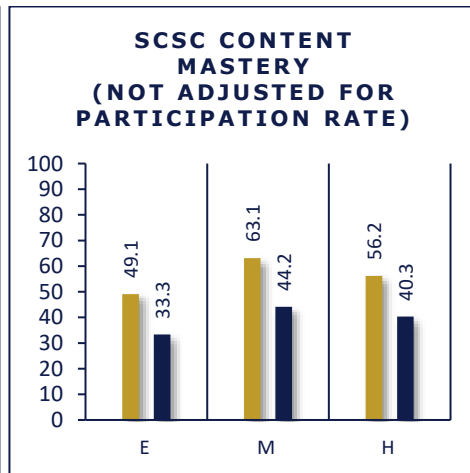
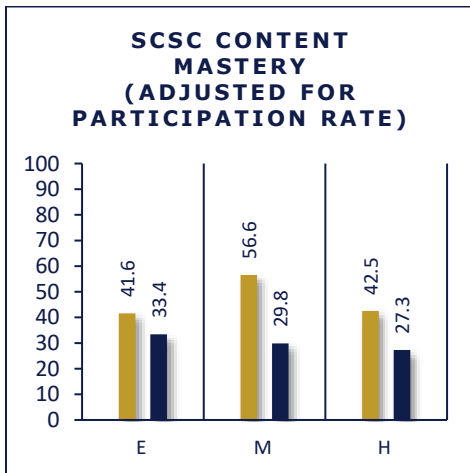
- on any one or combination of the First Look Academic Measures in all grade bands served OR
- on a grade-band enrollment weighted overall school score for any of the First Look Academic Measures.

If a school outperforms in one, but not all grade bands served or has a score that is no more than 3% below the comparison score, it is considered approaching standards.

If and only when a school does not outperform on any one or combination of the first three academic measures, school-administered benchmark assessment data will be reviewed. Compliance via benchmark results is determined on a school-by-school basis to account for differences in type of assessment administered and available, verifiable data.

More information on the academic measures and the attendance zone comparison scores can be found in the calculations explained section of this report.

Academic Measures		Did the school outperform?		
First Look	Grade Band	E	M	H
1. SCSC Calculated Content Mastery- adjusted for participation rate		Yes	Yes	Yes
2. SCSC Calculated Content Mastery- not adjusted for participation rate		Yes	Yes	Yes
3. GaDOE Achievement		Yes	Yes	Yes
Second Look				
4. School-administered Benchmark Assessment Results		Not applicable		



State Charter School Score	School Weighted Comparison Score

GEORGIA FUGEES ACADEMY CHARTER SCHOOL

Attendance Zone: Statewide
Grades Served: 6-12

Approaching Standards

A state charter school can meet 2020-21 school year SCSC academic accountability standards by outperforming the School Comparison Score (the schools from which its students are zoned to attend):

- on any one or combination of the First Look Academic Measures in all grade bands served OR
- on a grade-band enrollment weighted overall school score for any of the First Look Academic Measures.

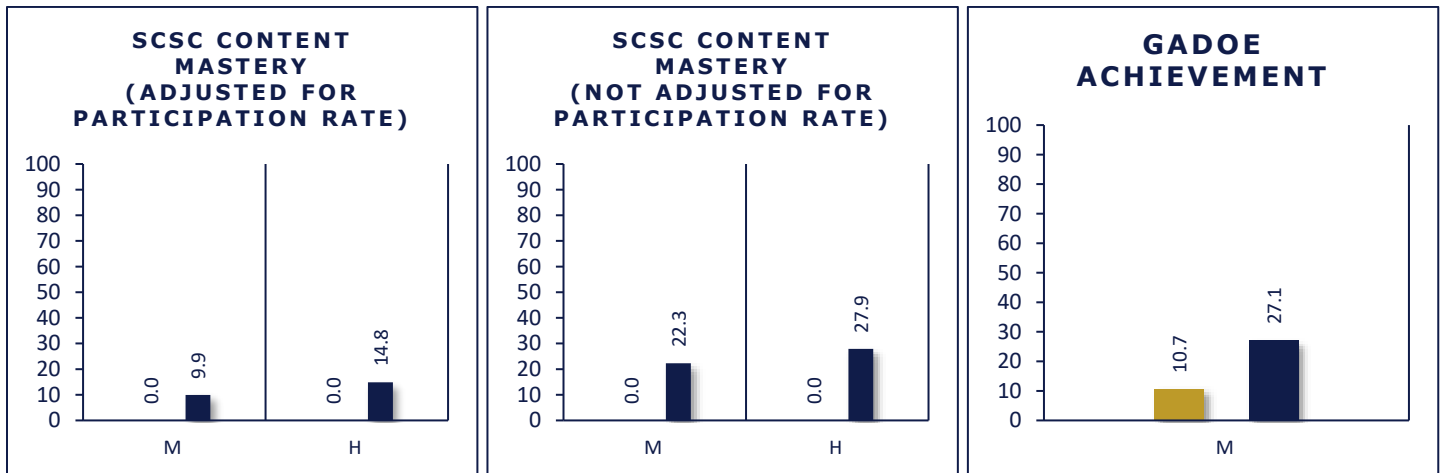
If a school outperforms in one, but not all grade bands served or has a score that is no more than 3% below the comparison score, it is considered approaching standards.

If and only when a school does not outperform on any one or combination of the first three academic measures, school-administered benchmark assessment data will be reviewed. Compliance via benchmark results is determined on a school-by-school basis to account for differences in type of assessment administered and available, verifiable data.

More information on the academic measures and the attendance zone comparison scores can be found in the calculations explained section of this report.

Academic Measures		Did the school outperform?	
First Look	Grade Band	M	H
1. SCSC Calculated Content Mastery- adjusted for participation rate		TFS	TFS
2. SCSC Calculated Content Mastery- not adjusted for participation rate		TFS	TFS
3. GaDOE Achievement		No	TFS
Second Look			
4. School-administered Benchmark Assessment Results		Approaching Standards	

TFS- means there were too few students (less than 15) to report a score, this is represented by 0 in the bar charts below



State Charter School Score	School Weighted Comparison Score

School-administered Benchmark Assessment Results:

A review of Georgia Fugees Academy Charter School (GFACS) MAP Growth assessment data supports the performance level as portrayed by GaDOE Achievement results for the middle school grade band- the school is not outperforming. However, the School's RIT growth within the high school grade band provides evidence to suggest GFACS is achieving comparable if not greater growth than the normed national comparison group. As such, GFACS is designated as Approaching Academic Standards for the 2020-21 school year as it is demonstrating requisite performance levels in one but not all grade bands served.

GENESIS INNOVATION ACADEMY FOR BOYS

Attendance Zone: Statewide

Grades Served: K-9

Meets Standards

A state charter school can meet 2020-21 school year SCSC academic accountability standards by outperforming the School Comparison Score (the schools from which its students are zoned to attend):

- on any one or combination of the First Look Academic Measures in all grade bands served OR
- on a grade-band enrollment weighted overall school score for any of the First Look Academic Measures.

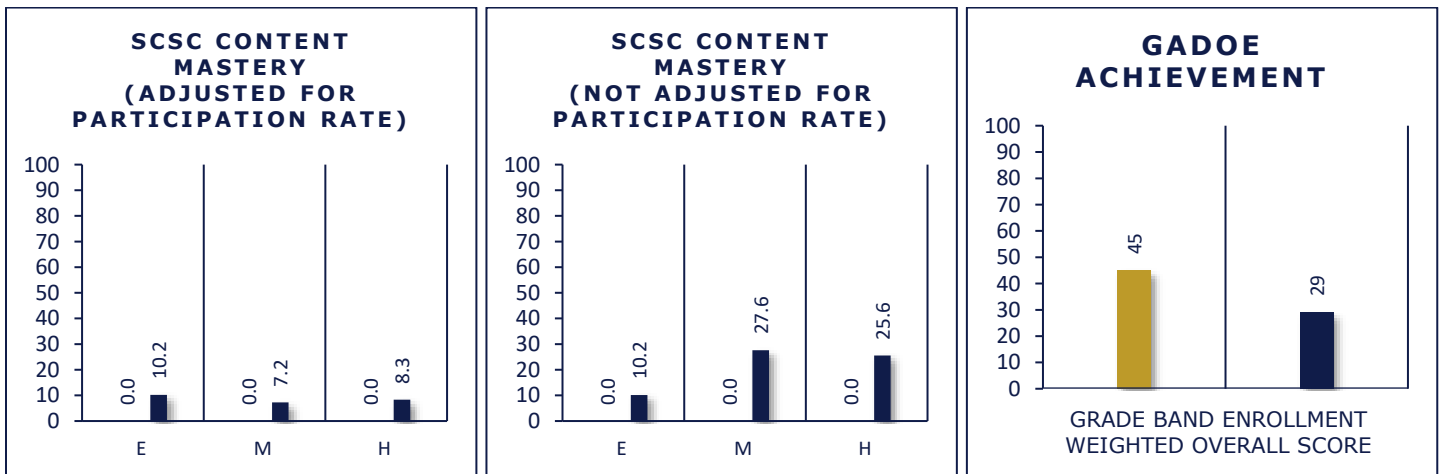
If a school outperforms in one, but not all grade bands served or has a score that is no more than 3% below the comparison score, it is considered approaching standards.

If and only when a school does not outperform on any one or combination of the first three academic measures, school-administered benchmark assessment data will be reviewed. Compliance via benchmark results is determined on a school-by-school basis to account for differences in type of assessment administered and available, verifiable data.

More information on the academic measures and the attendance zone comparison scores can be found in the calculations explained section of this report.

Academic Measures		Did the school outperform?		
First Look	Grade Band	E	M	H
1. SCSC Calculated Content Mastery- adjusted for participation rate		TFS	TFS	TFS
2. SCSC Calculated Content Mastery- not adjusted for participation rate		TFS	TFS	TFS
3. GaDOE Achievement		Yes- Grade Band Enrollment Weighted		
Second Look				
4. School-administered Benchmark Assessment Results		Not applicable		

TFS- means there were too few students (less than 15) to report a score, this is represented by 0 in the bar charts below



Grade Band Enrollment Weighted calculations can be found in the Appendix

State Charter School Score	School Weighted Comparison Score

GENESIS INNOVATION ACADEMY FOR GIRLS

Attendance Zone: Statewide
 Grades Served: K-9

Meets Standards

A state charter school can meet 2020-21 school year SCSC academic accountability standards by outperforming the School Comparison Score (the schools from which its students are zoned to attend):

- on any one or combination of the First Look Academic Measures in all grade bands served OR
- on a grade-band enrollment weighted overall school score for any of the First Look Academic Measures.

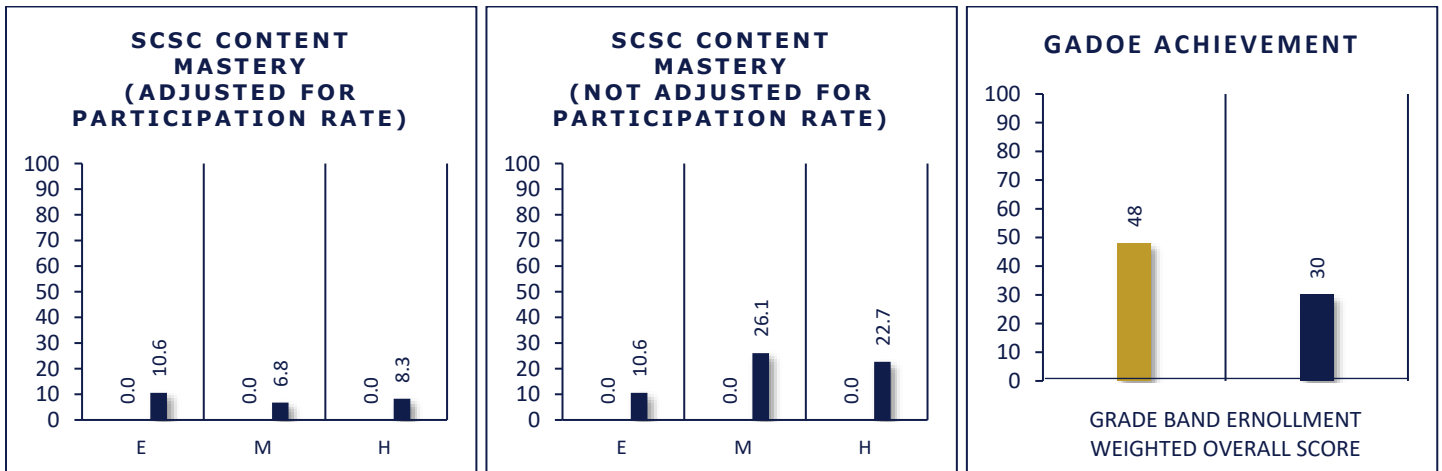
If a school outperforms in one, but not all grade bands served or has a score that is no more than 3% below the comparison score, it is considered approaching standards.

If and only when a school does not outperform on any one or combination of the first three academic measures, school-administered benchmark assessment data will be reviewed. Compliance via benchmark results is determined on a school-by-school basis to account for differences in type of assessment administered and available, verifiable data.

More information on the academic measures and the attendance zone comparison scores can be found in the calculations explained section of this report.

Academic Measures		Did the school outperform?		
First Look	Grade Band	E	M	H
1. SCSC Calculated Content Mastery- adjusted for participation rate		TFS	TFS	TFS
2. SCSC Calculated Content Mastery- not adjusted for participation rate		TFS	TFS	TFS
3. GaDOE Achievement		Yes- Grade Band Enrollment Weighted		
Second Look				
4. School-administered Benchmark Assessment Results		Not applicable		

TFS- means there were too few students (less than 15) to report a score, this is represented by 0 in the bar charts below



Grade Band Enrollment Weighted calculations can be found in the Appendix

State Charter School Score	School Weighted Comparison Score

GEORGIA SCHOOL FOR INNOVATION AND THE CLASSICS

Attendance Zone: Statewide
Grades Served: K-12

Meets Standards

A state charter school can meet 2020-21 school year SCSC academic accountability standards by outperforming the School Comparison Score (the schools from which its students are zoned to attend):

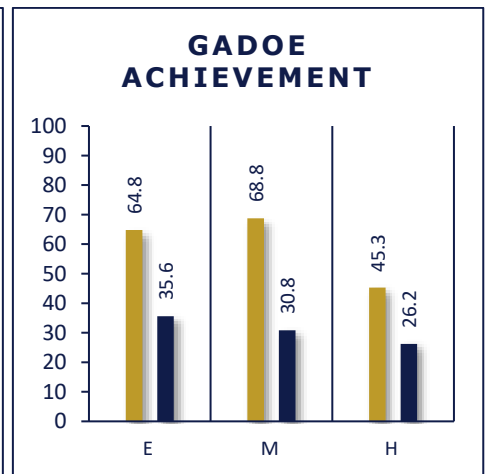
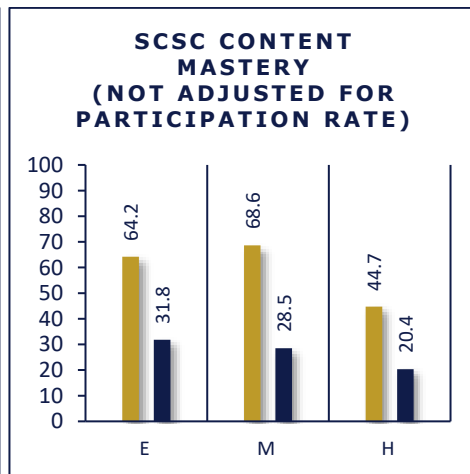
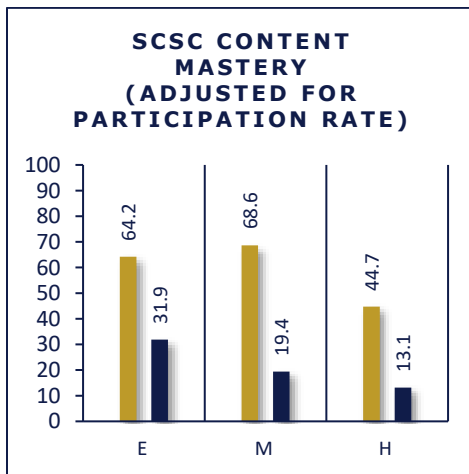
- on any one or combination of the First Look Academic Measures in all grade bands served OR
- on a grade-band enrollment weighted overall school score for any of the First Look Academic Measures.

If a school outperforms in one, but not all grade bands served or has a score that is no more than 3% below the comparison score, it is considered approaching standards.

If and only when a school does not outperform on any one or combination of the first three academic measures, school-administered benchmark assessment data will be reviewed. Compliance via benchmark results is determined on a school-by-school basis to account for differences in type of assessment administered and available, verifiable data.

More information on the academic measures and the attendance zone comparison scores can be found in the calculations explained section of this report.

Academic Measures		Did the school outperform?		
First Look	Grade Band	E	M	H
1. SCSC Calculated Content Mastery- adjusted for participation rate		Yes	Yes	Yes
2. SCSC Calculated Content Mastery- not adjusted for participation rate		Yes	Yes	Yes
3. GaDOE Achievement		Yes	Yes	Yes
Second Look				
4. School-administered Benchmark Assessment Results		Not applicable		



State Charter School Score	School Weighted Comparison Score

INTERNATIONAL ACADEMY OF SMYRNA

Attendance Zone: Cobb County

Grades Served: K-5

Meets Standards

A state charter school can meet 2020-21 school year SCSC academic accountability standards by outperforming the School Comparison Score (the schools from which its students are zoned to attend):

- on any one or combination of the First Look Academic Measures in all grade bands served OR
- on a grade-band enrollment weighted overall school score for any of the First Look Academic Measures.

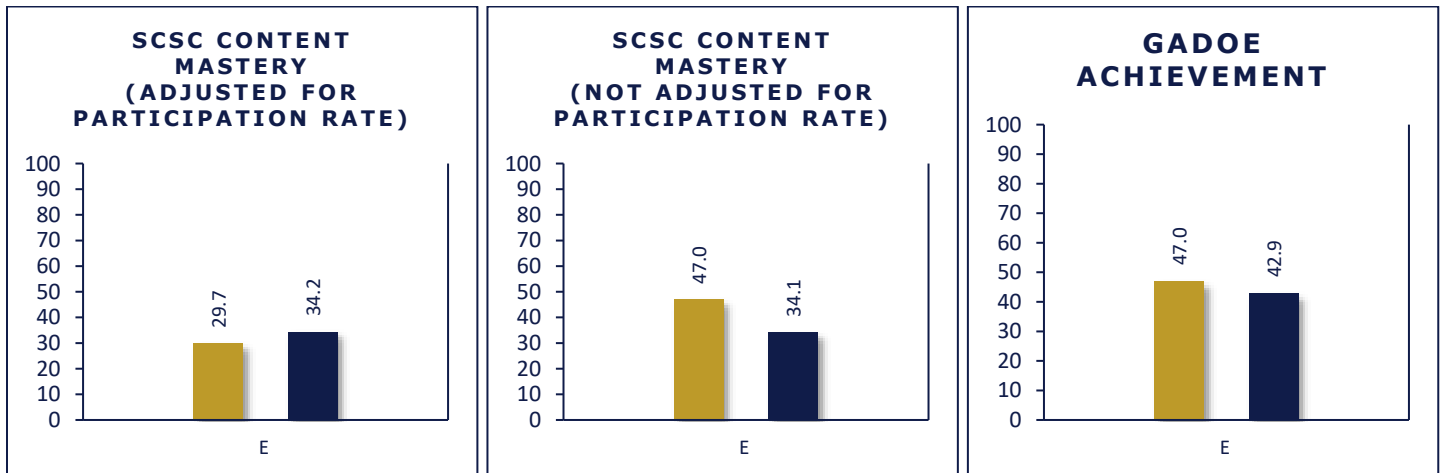
If a school outperforms in one, but not all grade bands served or has a score that is no more than 3% below the comparison score, it is considered approaching standards.

If and only when a school does not outperform on any one or combination of the first three academic measures, school-administered benchmark assessment data will be reviewed. Compliance via benchmark results is determined on a school-by-school basis to account for differences in type of assessment administered and available, verifiable data.

More information on the academic measures and the attendance zone comparison scores can be found in the calculations explained section of this report.

Academic Measures		Did the school outperform?
First Look	Grade Band	E
1. SCSC Calculated Content Mastery- adjusted for participation rate		No
2. SCSC Calculated Content Mastery- not adjusted for participation rate		Yes
3. GaDOE Achievement		Yes
Second Look		
4. School-administered Benchmark Assessment Results		Not applicable

TFS- means there were too few students (less than 15) to report a score, this is represented by 0 in the bar charts below



State Charter School Score	School Weighted Comparison Score

INTERNATIONAL CHARTER ACADEMY OF GEORGIA

Attendance Zone: Statewide
 Grades Served: K-5

Meets Standards

A state charter school can meet 2020-21 school year SCSC academic accountability standards by outperforming the School Comparison Score (the schools from which its students are zoned to attend):

- on any one or combination of the First Look Academic Measures in all grade bands served OR
- on a grade-band enrollment weighted overall school score for any of the First Look Academic Measures.

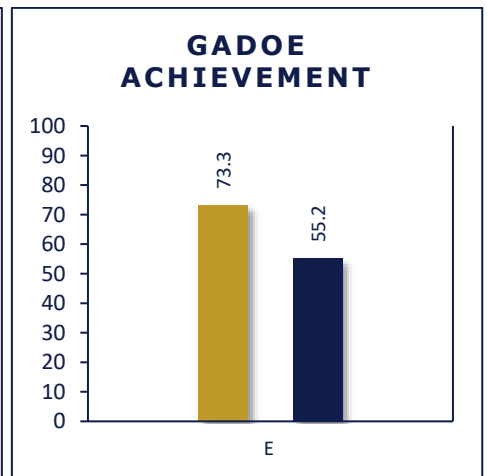
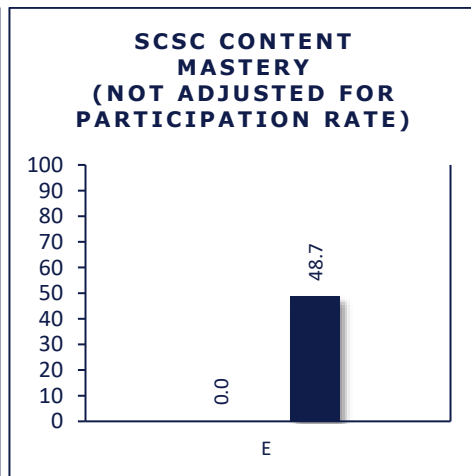
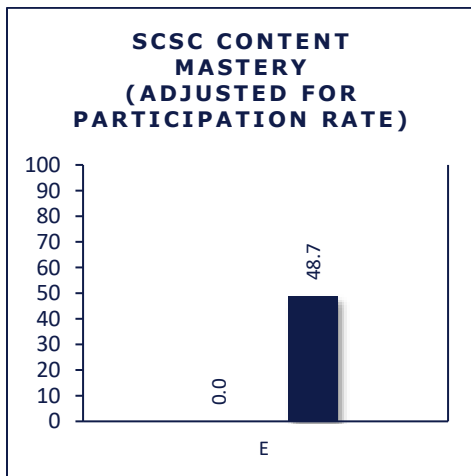
If a school outperforms in one, but not all grade bands served or has a score that is no more than 3% below the comparison score, it is considered approaching standards.

If and only when a school does not outperform on any one or combination of the first three academic measures, school-administered benchmark assessment data will be reviewed. Compliance via benchmark results is determined on a school-by-school basis to account for differences in type of assessment administered and available, verifiable data.

More information on the academic measures and the attendance zone comparison scores can be found in the calculations explained section of this report.

Academic Measures		Did the school outperform?
First Look	Grade Band	E
1. SCSC Calculated Content Mastery- adjusted for participation rate		TFS
2. SCSC Calculated Content Mastery- not adjusted for participation rate		TFS
3. GaDOE Achievement		Yes
Second Look		
4. School-administered Benchmark Assessment Results		Not applicable

TFS- means there were too few students (less than 15) to report a score, this is represented by 0 in the bar charts below



State Charter School Score	School Weighted Comparison Score

INTERNATIONAL CHARTER SCHOOL OF ATLANTA

Attendance Zone: Statewide

Grades Served: K-8

Meets Standards

A state charter school can meet 2020-21 school year SCSC academic accountability standards by outperforming the School Comparison Score (the schools from which its students are zoned to attend):

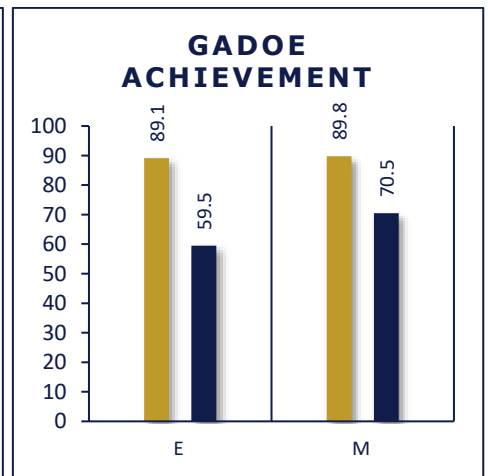
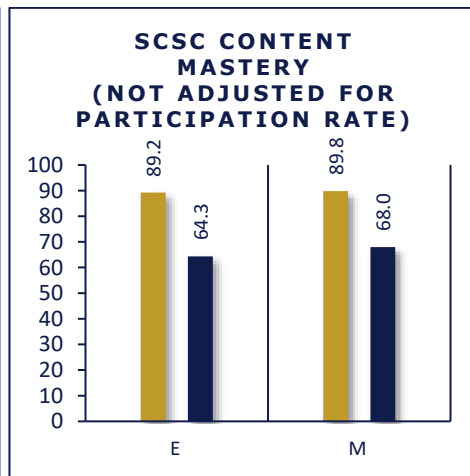
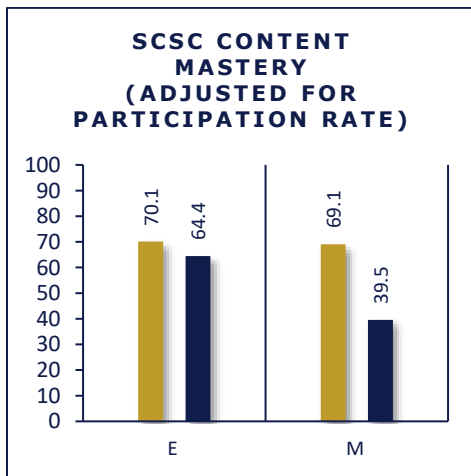
- on any one or combination of the First Look Academic Measures in all grade bands served OR
- on a grade-band enrollment weighted overall school score for any of the First Look Academic Measures.

If a school outperforms in one, but not all grade bands served or has a score that is no more than 3% below the comparison score, it is considered approaching standards.

If and only when a school does not outperform on any one or combination of the first three academic measures, school-administered benchmark assessment data will be reviewed. Compliance via benchmark results is determined on a school-by-school basis to account for differences in type of assessment administered and available, verifiable data.

More information on the academic measures and the attendance zone comparison scores can be found in the calculations explained section of this report.

Academic Measures		Did the school outperform?	
First Look	Grade Band	E	M
1. SCSC Calculated Content Mastery- adjusted for participation rate		Yes	Yes
2. SCSC Calculated Content Mastery- not adjusted for participation rate		Yes	Yes
3. GaDOE Achievement		Yes	Yes
Second Look			
4. School-administered Benchmark Assessment Results		Not applicable	



State Charter School Score	School Weighted Comparison Score

IVY PREPARATORY ACADEMY

Attendance Zone: Atlanta Public Schools & Dekalb County
 Grades Served: K-8

Meets Standards

A state charter school can meet 2020-21 school year SCSC academic accountability standards by outperforming the School Comparison Score (the schools from which its students are zoned to attend):

- on any one or combination of the First Look Academic Measures in all grade bands served OR
- on a grade-band enrollment weighted overall school score for any of the First Look Academic Measures.

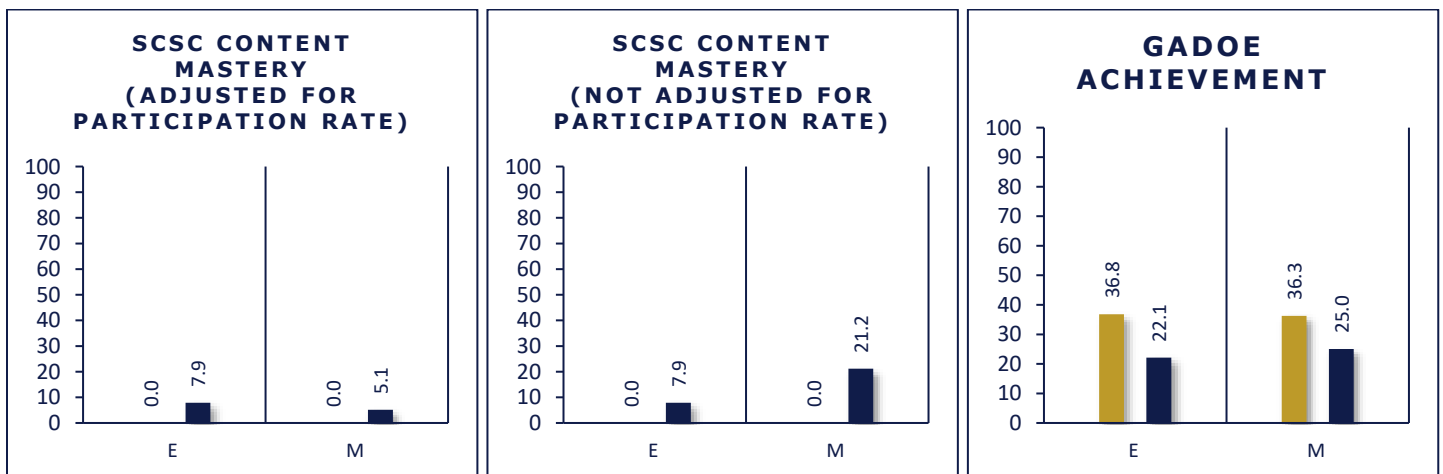
If a school outperforms in one, but not all grade bands served or has a score that is no more than 3% below the comparison score, it is considered approaching standards.

If and only when a school does not outperform on any one or combination of the first three academic measures, school-administered benchmark assessment data will be reviewed. Compliance via benchmark results is determined on a school-by-school basis to account for differences in type of assessment administered and available, verifiable data.

More information on the academic measures and the attendance zone comparison scores can be found in the calculations explained section of this report.

Academic Measures		Did the school outperform?	
First Look	Grade Band	E	M
1. SCSC Calculated Content Mastery- adjusted for participation rate		TFS	TFS
2. SCSC Calculated Content Mastery- not adjusted for participation rate		TFS	TFS
3. GaDOE Achievement		Yes	Yes
Second Look			
4. School-administered Benchmark Assessment Results		Not applicable	

TFS- means there were too few students (less than 15) to report a score, this is represented by 0 in the bar charts below



State Charter School Score	School Weighted Comparison Score

LIBERTY TECH CHARTER ACADEMY

Attendance Zone: Statewide

Grades Served: K-8

Meets Standards

A state charter school can meet 2020-21 school year SCSC academic accountability standards by outperforming the School Comparison Score (the schools from which its students are zoned to attend):

- on any one or combination of the First Look Academic Measures in all grade bands served OR
- on a grade-band enrollment weighted overall school score for any of the First Look Academic Measures.

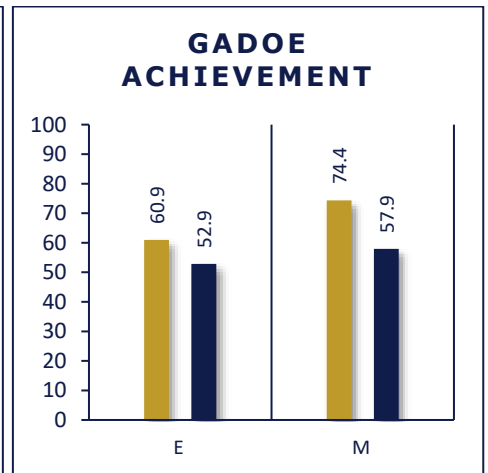
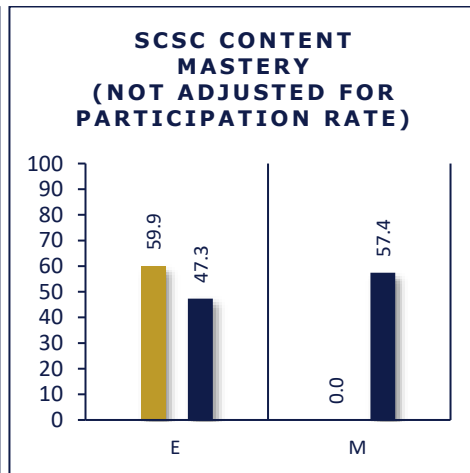
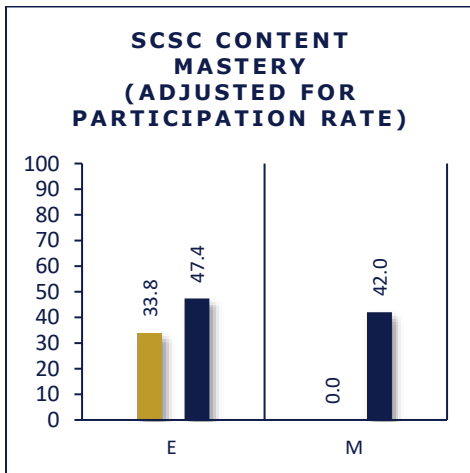
If a school outperforms in one, but not all grade bands served or has a score that is no more than 3% below the comparison score, it is considered approaching standards.

If and only when a school does not outperform on any one or combination of the first three academic measures, school-administered benchmark assessment data will be reviewed. Compliance via benchmark results is determined on a school-by-school basis to account for differences in type of assessment administered and available, verifiable data.

More information on the academic measures and the attendance zone comparison scores can be found in the calculations explained section of this report.

Academic Measures		Did the school outperform?	
First Look	Grade Band	E	M
1. SCSC Calculated Content Mastery- adjusted for participation rate		No	TFS
2. SCSC Calculated Content Mastery- not adjusted for participation rate		Yes	TFS
3. GaDOE Achievement		Yes	Yes
Second Look			
4. School-administered Benchmark Assessment Results		Not applicable	

TFS- means there were too few students (less than 15) to report a score, this is represented by 0 in the bar charts below



State Charter School Score	School Weighted Comparison Score

MOUNTAIN EDUCATION CHARTER HIGH SCHOOL

Attendance Zone: Statewide
 Grades Served: 9-12

Meets Standards

A state charter school can meet 2020-21 school year SCSC academic accountability standards by outperforming the School Comparison Score (the schools from which its students are zoned to attend):

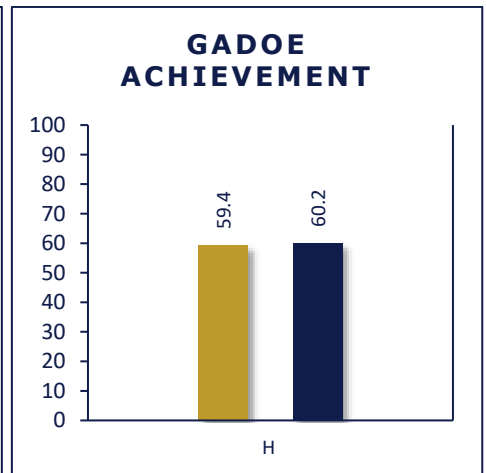
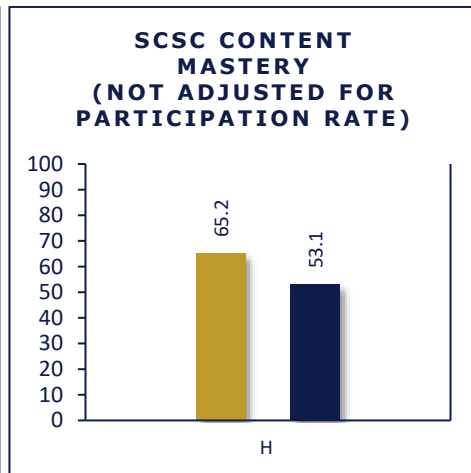
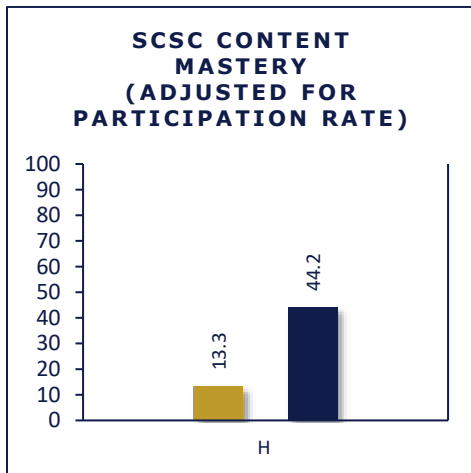
- on any one or combination of the First Look Academic Measures in all grade bands served OR
- on a grade-band enrollment weighted overall school score for any of the First Look Academic Measures.

If a school outperforms in one, but not all grade bands served or has a score that is no more than 3% below the comparison score, it is considered approaching standards.

If and only when a school does not outperform on any one or combination of the first three academic measures, school-administered benchmark assessment data will be reviewed. Compliance via benchmark results is determined on a school-by-school basis to account for differences in type of assessment administered and available, verifiable data.

More information on the academic measures and the attendance zone comparison scores can be found in the calculations explained section of this report.

Academic Measures		Did the school outperform?
First Look	Grade Band	H
1. SCSC Calculated Content Mastery- adjusted for participation rate		No
2. SCSC Calculated Content Mastery- not adjusted for participation rate		Yes
3. GaDOE Achievement		SAME
Second Look		
4. School-administered Benchmark Assessment Results		Not applicable



State Charter School Score	School Weighted Comparison Score

ODYSSEY CHARTER SCHOOL

Attendance Zone: Coweta County, Meriwether County
 Grades Served: K-8

Meets Standards

A state charter school can meet 2020-21 school year SCSC academic accountability standards by outperforming the School Comparison Score (the schools from which its students are zoned to attend):

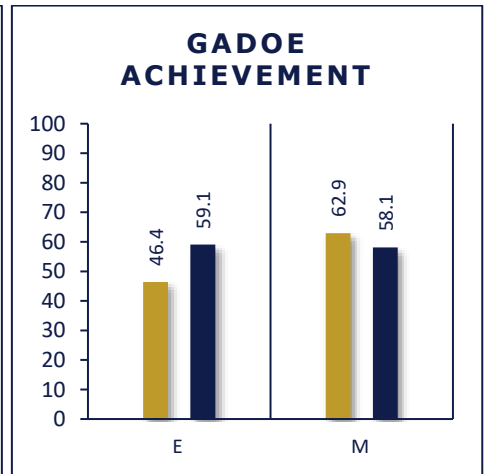
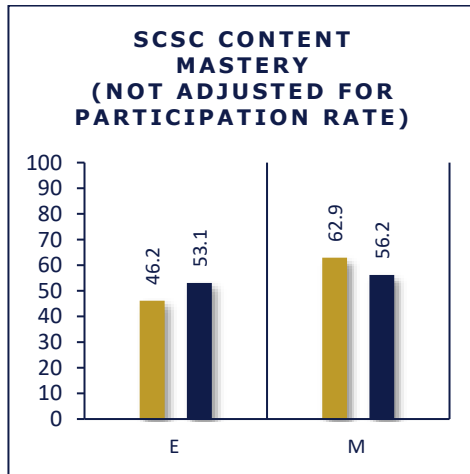
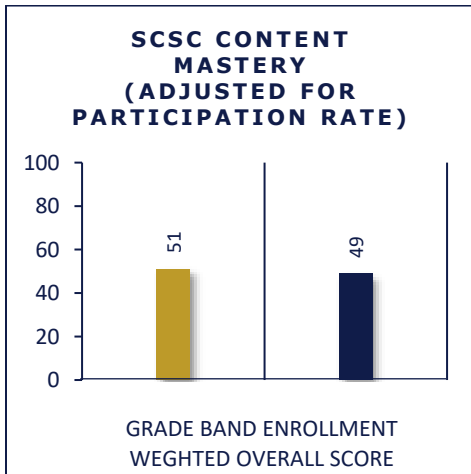
- on any one or combination of the First Look Academic Measures in all grade bands served OR
- on a grade-band enrollment weighted overall school score for any of the First Look Academic Measures.

If a school outperforms in one, but not all grade bands served or has a score that is no more than 3% below the comparison score, it is considered approaching standards.

If and only when a school does not outperform on any one or combination of the first three academic measures, school-administered benchmark assessment data will be reviewed. Compliance via benchmark results is determined on a school-by-school basis to account for differences in type of assessment administered and available, verifiable data.

More information on the academic measures and the attendance zone comparison scores can be found in the calculations explained section of this report.

Academic Measures		Did the school outperform?	
First Look	Grade Band	E	M
1. SCSC Calculated Content Mastery- adjusted for participation rate		Yes- Grade Band Enrollment Weighted	
2. SCSC Calculated Content Mastery- not adjusted for participation rate		No	Yes
3. GaDOE Achievement		No	Yes
Second Look			
4. School-administered Benchmark Assessment Results		Not applicable	



Grade Band Enrollment Weighted calculations can be found in the Appendix

State Charter School Score	School Weighted Comparison Score

PATUALA CHARTER ACADEMY

Attendance Zone: Baker, Calhoun, Clay, Early, Miller, Randolph & Terrell Counties
 Grades Served: K-12

Meets Standards

A state charter school can meet 2020-21 school year SCSC academic accountability standards by outperforming the School Comparison Score (the schools from which its students are zoned to attend):

- on any one or combination of the First Look Academic Measures in all grade bands served OR
- on a grade-band enrollment weighted overall school score for any of the First Look Academic Measures.

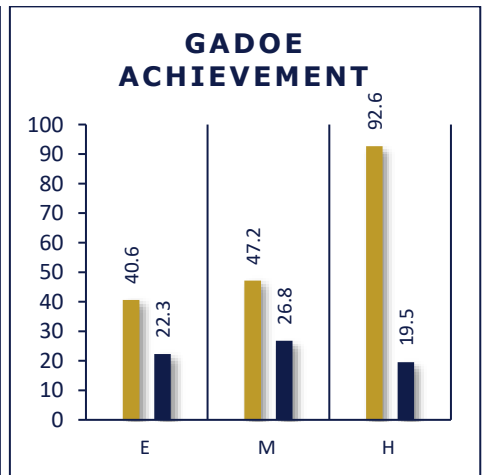
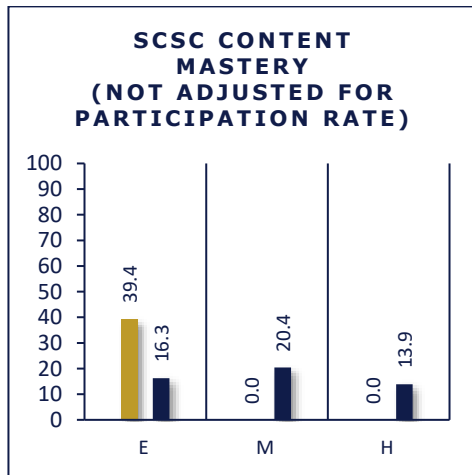
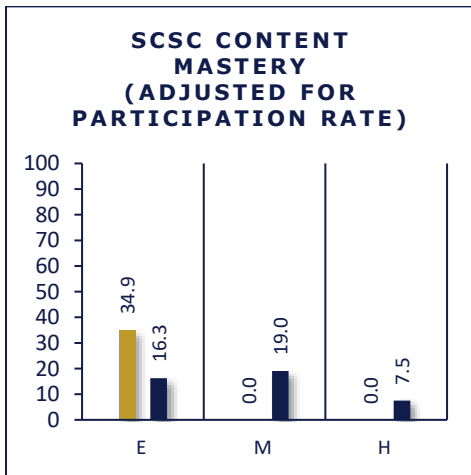
If a school outperforms in one, but not all grade bands served or has a score that is no more than 3% below the comparison score, it is considered approaching standards.

If and only when a school does not outperform on any one or combination of the first three academic measures, school-administered benchmark assessment data will be reviewed. Compliance via benchmark results is determined on a school-by-school basis to account for differences in type of assessment administered and available, verifiable data.

More information on the academic measures and the attendance zone comparison scores can be found in the calculations explained section of this report.

Academic Measures		Did the school outperform?		
First Look	Grade Band	E	M	H
1. SCSC Calculated Content Mastery- adjusted for participation rate		Yes	TFS	TFS
2. SCSC Calculated Content Mastery- not adjusted for participation rate		Yes	TFS	TFS
3. GaDOE Achievement		Yes	Yes	Yes
Second Look				
4. School-administered Benchmark Assessment Results		Not applicable		

TFS- means there were too few students (less than 15) to report a score, this is represented by 0 in the bar charts below



State Charter School Score	School Weighted Comparison Score

RESURGENCE HALL CHARTER SCHOOL

Attendance Zone: Atlanta Public Schools, Fulton County
 Grades Served: K-3

Meets Standards

A state charter school can meet 2020-21 school year SCSC academic accountability standards by outperforming the School Comparison Score (the schools from which its students are zoned to attend):

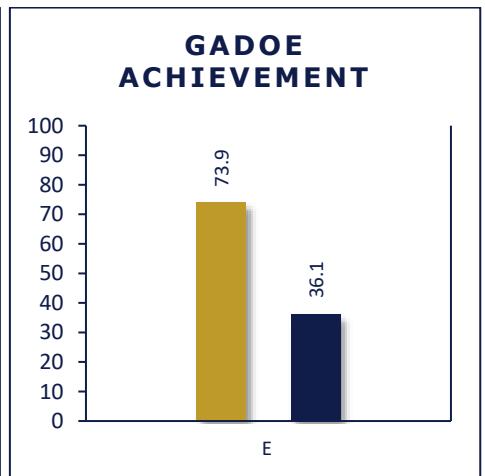
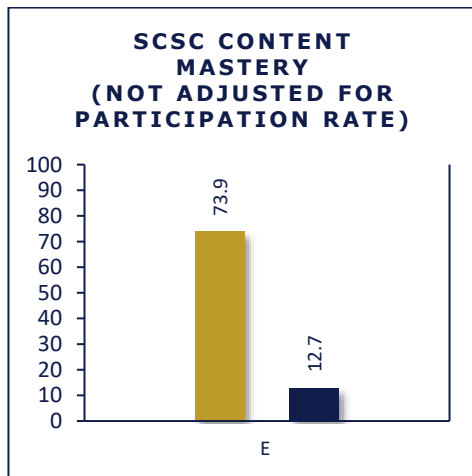
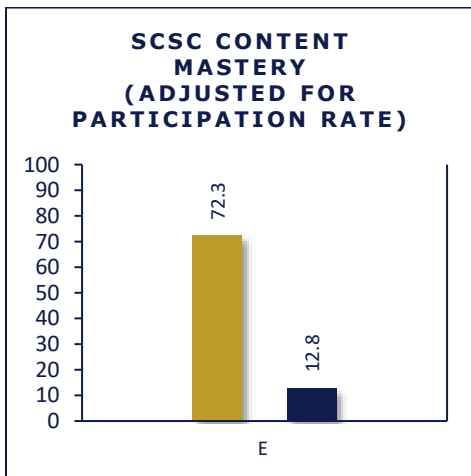
- on any one or combination of the First Look Academic Measures in all grade bands served OR
- on a grade-band enrollment weighted overall school score for any of the First Look Academic Measures.

If a school outperforms in one, but not all grade bands served or has a score that is no more than 3% below the comparison score, it is considered approaching standards.

If and only when a school does not outperform on any one or combination of the first three academic measures, school-administered benchmark assessment data will be reviewed. Compliance via benchmark results is determined on a school-by-school basis to account for differences in type of assessment administered and available, verifiable data.

More information on the academic measures and the attendance zone comparison scores can be found in the calculations explained section of this report.

Academic Measures		Did the school outperform?
First Look	Grade Band	E
1. SCSC Calculated Content Mastery- adjusted for participation rate		Yes
2. SCSC Calculated Content Mastery- not adjusted for participation rate		Yes
3. GaDOE Achievement		Yes
Second Look		
4. School-administered Benchmark Assessment Results		Not applicable



State Charter School Score	School Weighted Comparison Score

SAIL SCHOOL FOR ARTS-INFUSED LEARNING

Attendance Zone: Statewide
 Grades Served: K-8

Meets Standards

A state charter school can meet 2020-21 school year SCSC academic accountability standards by outperforming the School Comparison Score (the schools from which its students are zoned to attend):

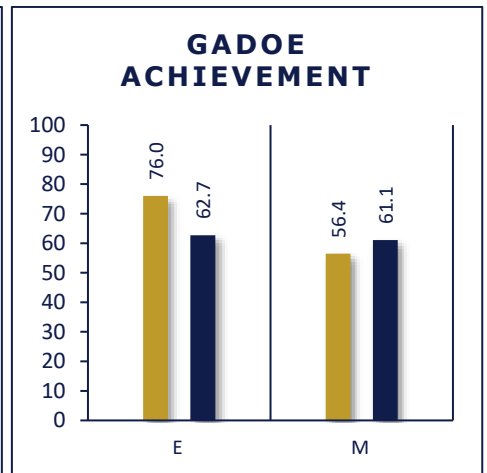
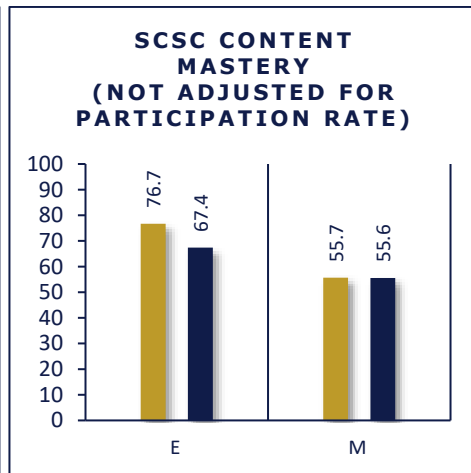
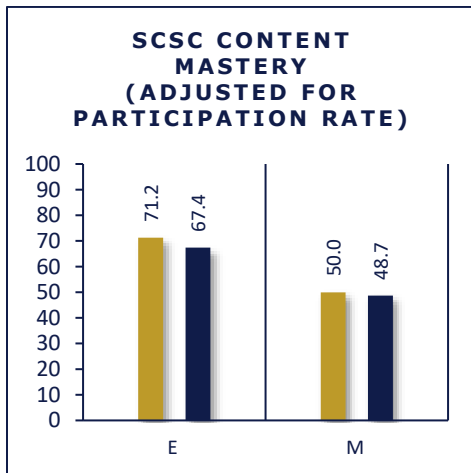
- on any one or combination of the First Look Academic Measures in all grade bands served OR
- on a grade-band enrollment weighted overall school score for any of the First Look Academic Measures.

If a school outperforms in one, but not all grade bands served or has a score that is no more than 3% below the comparison score, it is considered approaching standards.

If and only when a school does not outperform on any one or combination of the first three academic measures, school-administered benchmark assessment data will be reviewed. Compliance via benchmark results is determined on a school-by-school basis to account for differences in type of assessment administered and available, verifiable data.

More information on the academic measures and the attendance zone comparison scores can be found in the calculations explained section of this report.

Academic Measures		Did the school outperform?	
First Look	Grade Band	E	M
1. SCSC Calculated Content Mastery- adjusted for participation rate		Yes	Yes
2. SCSC Calculated Content Mastery- not adjusted for participation rate		Yes	Yes
3. GaDOE Achievement		Yes	No
Second Look			
4. School-administered Benchmark Assessment Results		Not applicable	



State Charter School Score	School Weighted Comparison Score

SCINTILLA CHARTER ACADEMY

Attendance Zone: Brooks County, Lowndes, Valdosta City
 Grades Served: K-6

Meets Standards

A state charter school can meet 2020-21 school year SCSC academic accountability standards by outperforming the School Comparison Score (the schools from which its students are zoned to attend):

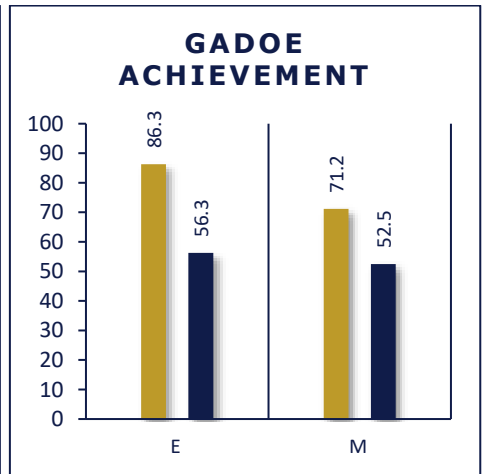
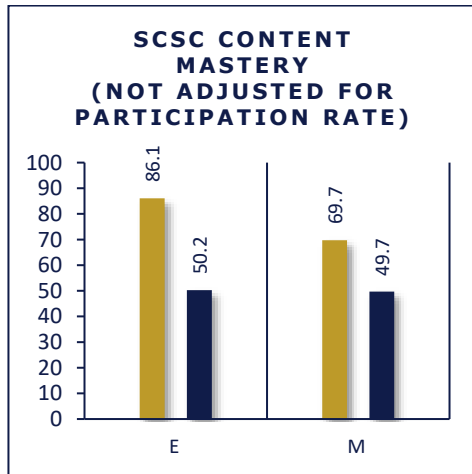
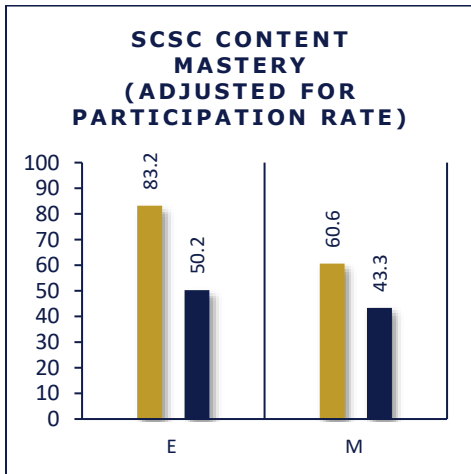
- on any one or combination of the First Look Academic Measures in all grade bands served OR
- on a grade-band enrollment weighted overall school score for any of the First Look Academic Measures.

If a school outperforms in one, but not all grade bands served or has a score that is no more than 3% below the comparison score, it is considered approaching standards.

If and only when a school does not outperform on any one or combination of the first three academic measures, school-administered benchmark assessment data will be reviewed. Compliance via benchmark results is determined on a school-by-school basis to account for differences in type of assessment administered and available, verifiable data.

More information on the academic measures and the attendance zone comparison scores can be found in the calculations explained section of this report.

Academic Measures		Did the school outperform?	
First Look	Grade Band	E	M
1. SCSC Calculated Content Mastery- adjusted for participation rate		Yes	Yes
2. SCSC Calculated Content Mastery- not adjusted for participation rate		Yes	Yes
3. GaDOE Achievement		Yes	Yes
Second Look			
4. School-administered Benchmark Assessment Results		Not applicable	



State Charter School Score	School Weighted Comparison Score

SOUTHWEST GEORGIA STEM

Attendance Zone: Statewide

Grades Served: K-9

Meets Standards

A state charter school can meet 2020-21 school year SCSC academic accountability standards by outperforming the School Comparison Score (the schools from which its students are zoned to attend):

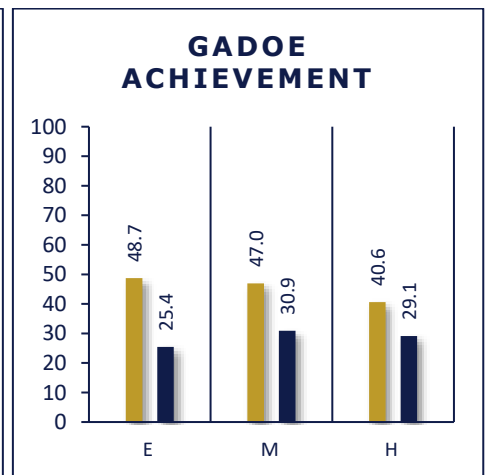
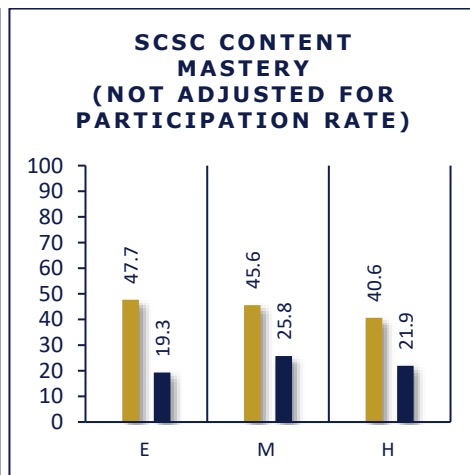
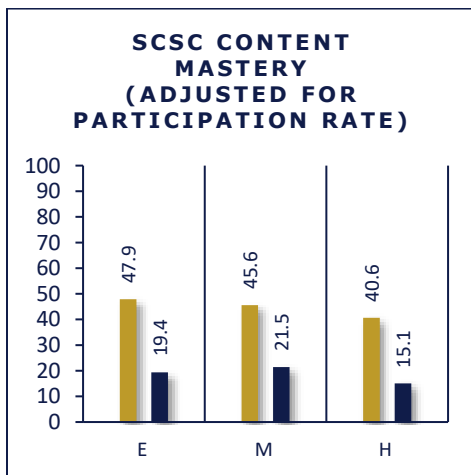
- on any one or combination of the First Look Academic Measures in all grade bands served OR
- on a grade-band enrollment weighted overall school score for any of the First Look Academic Measures.

If a school outperforms in one, but not all grade bands served or has a score that is no more than 3% below the comparison score, it is considered approaching standards.

If and only when a school does not outperform on any one or combination of the first three academic measures, school-administered benchmark assessment data will be reviewed. Compliance via benchmark results is determined on a school-by-school basis to account for differences in type of assessment administered and available, verifiable data.

More information on the academic measures and the attendance zone comparison scores can be found in the calculations explained section of this report.

Academic Measures		Did the school outperform?		
First Look	Grade Band	E	M	H
1. SCSC Calculated Content Mastery- adjusted for participation rate		Yes	Yes	Yes
2. SCSC Calculated Content Mastery- not adjusted for participation rate		Yes	Yes	Yes
3. GaDOE Achievement		Yes	Yes	Yes
Second Look				
4. School-administered Benchmark Assessment Results		Not applicable		



State Charter School Score	School Weighted Comparison Score

SLAM ACADEMY OF ATLANTA

Attendance Zone: Atlanta Public Schools, Fulton County
 Grades Served: K-5

Meets Standards

A state charter school can meet 2020-21 school year SCSC academic accountability standards by outperforming the School Comparison Score (the schools from which its students are zoned to attend):

- on any one or combination of the First Look Academic Measures in all grade bands served OR
- on a grade-band enrollment weighted overall school score for any of the First Look Academic Measures.

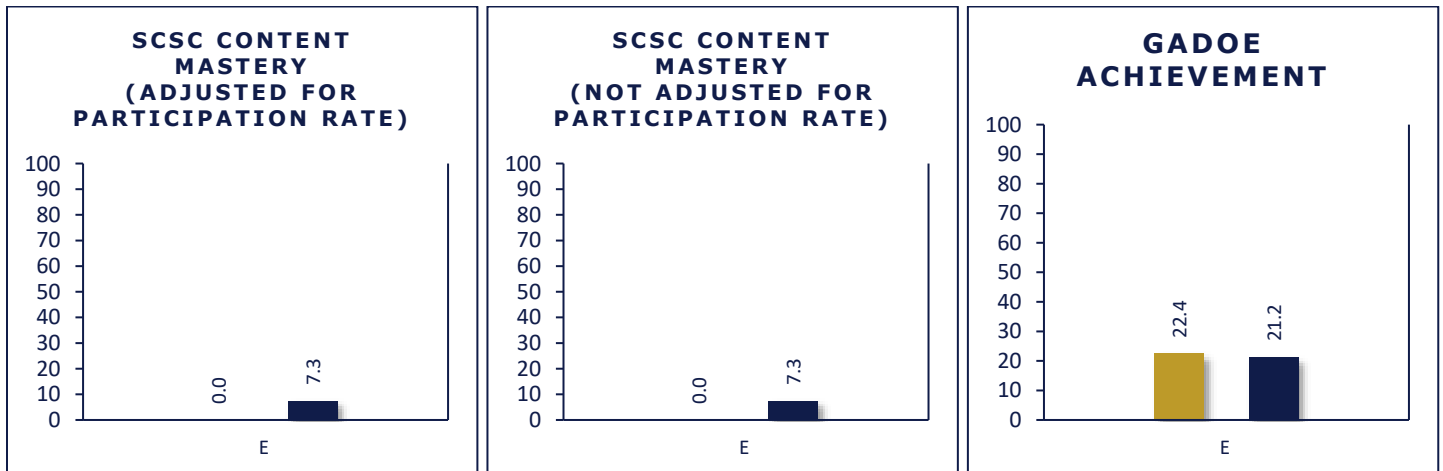
If a school outperforms in one, but not all grade bands served or has a score that is no more than 3% below the comparison score, it is considered approaching standards.

If and only when a school does not outperform on any one or combination of the first three academic measures, school-administered benchmark assessment data will be reviewed. Compliance via benchmark results is determined on a school-by-school basis to account for differences in type of assessment administered and available, verifiable data.

More information on the academic measures and the attendance zone comparison scores can be found in the calculations explained section of this report.

Academic Measures		Did the school outperform?
First Look	Grade Band	E
1. SCSC Calculated Content Mastery- adjusted for participation rate		TFS
2. SCSC Calculated Content Mastery- not adjusted for participation rate		TFS
3. GaDOE Achievement		Yes
Second Look		
4. School-administered Benchmark Assessment Results		Not applicable

TFS- means there were too few students (less than 15) to report a score, this is represented by 0 in the bar charts below



State Charter School Score	School Weighted Comparison Score

SPRING CREEK CHARTER ACADEMY

Attendance Zone: Decatur, Miller, & Seminole Counties
 Grades Served: K-8

Approaching Standards

A state charter school can meet 2020-21 school year SCSC academic accountability standards by outperforming the School Comparison Score (the schools from which its students are zoned to attend):

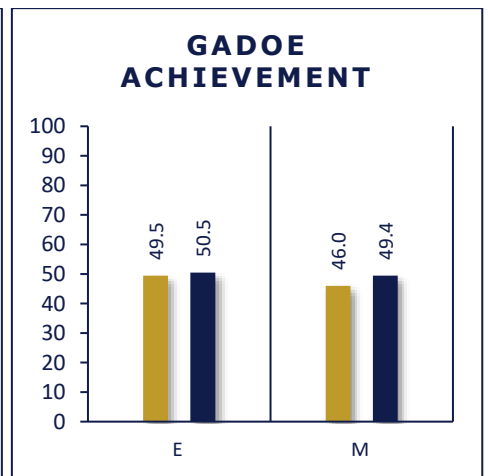
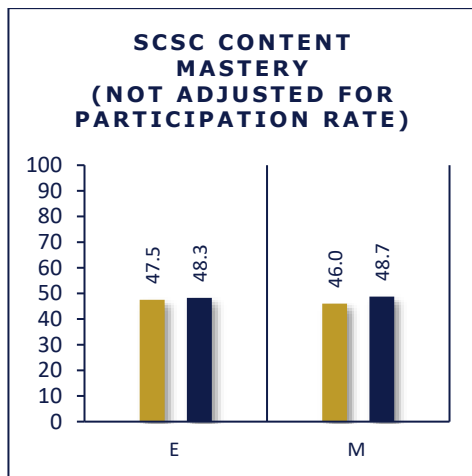
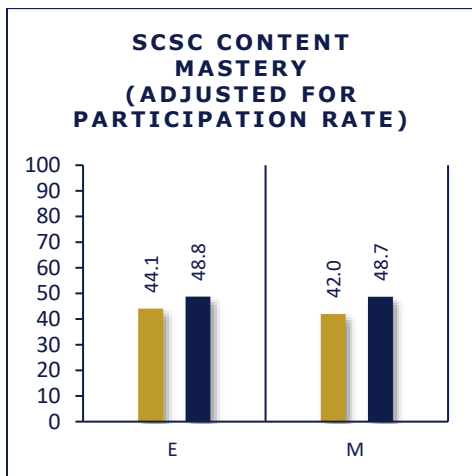
- on any one or combination of the First Look Academic Measures in all grade bands served OR
- on a grade-band enrollment weighted overall school score for any of the First Look Academic Measures.

If a school outperforms in one, but not all grade bands served or has a score that is no more than 3% below the comparison score, it is considered approaching standards.

If and only when a school does not outperform on any one or combination of the first three academic measures, school-administered benchmark assessment data will be reviewed. Compliance via benchmark results is determined on a school-by-school basis to account for differences in type of assessment administered and available, verifiable data.

More information on the academic measures and the attendance zone comparison scores can be found in the calculations explained section of this report.

Academic Measures		Did the school outperform?	
First Look	Grade Band	E	M
1. SCSC Calculated Content Mastery- adjusted for participation rate		No	No
2. SCSC Calculated Content Mastery- not adjusted for participation rate		Same	No
3. GaDOE Achievement		Same	No
Second Look			
4. School-administered Benchmark Assessment Results		Approaching Standards	



State Charter School Score	School Weighted Comparison Score
----------------------------	----------------------------------

School-administered Benchmark Assessment Results:

Spring Creek Charter Academy's MAP Growth achievement results in math and reading were lower than other Georgia schools that participated in MAP Growth Assessments in the same time period. Conditional Growth Percentiles suggest the School did demonstrate growth from the 2019-20 school year to the 2020-21 school year; however, that growth was primarily in the elementary grade band. In order to positively influence the School's academic designation, demonstrated growth was primarily needed across all subjects (both reading and math) in the middle grade band. Thus, there is no compelling evidence to suggest a designation beyond Approaches Standards is warranted for the 2020-21 school year.

STATESBORO STEAM ACADEMY

Attendance Zone: City of Statesboro and Bulloch County
 Grades Served: 6-12

Meets Standards

A state charter school can meet 2020-21 school year SCSC academic accountability standards by outperforming the School Comparison Score (the schools from which its students are zoned to attend):

- on any one or combination of the First Look Academic Measures in all grade bands served OR
- on a grade-band enrollment weighted overall school score for any of the First Look Academic Measures.

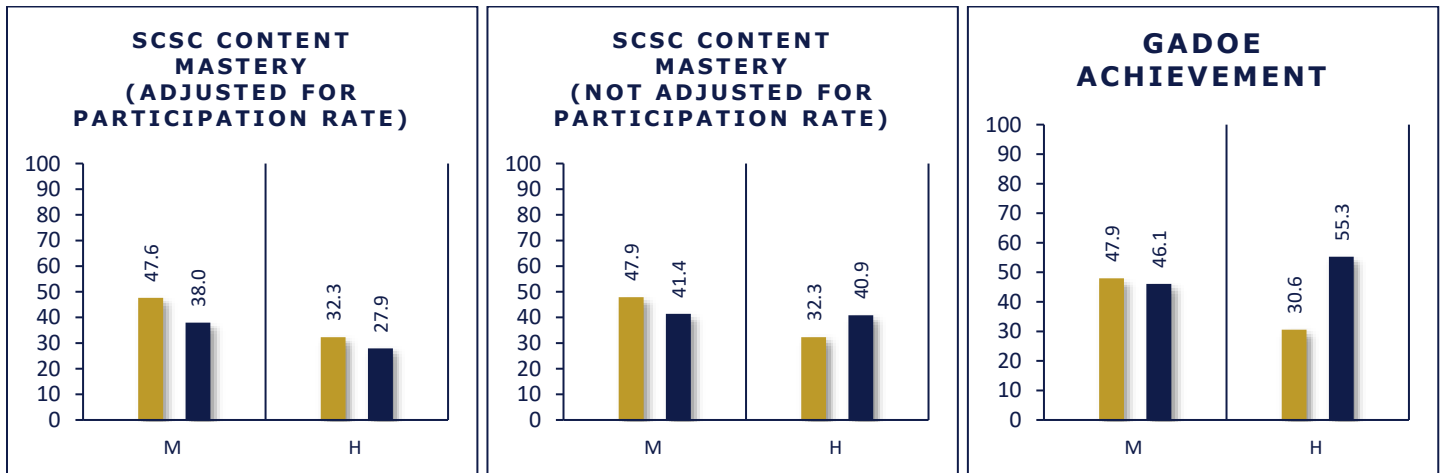
If a school outperforms in one, but not all grade bands served or has a score that is no more than 3% below the comparison score, it is considered approaching standards.

If and only when a school does not outperform on any one or combination of the first three academic measures, school-administered benchmark assessment data will be reviewed. Compliance via benchmark results is determined on a school-by-school basis to account for differences in type of assessment administered and available, verifiable data.

More information on the academic measures and the attendance zone comparison scores can be found in the calculations explained section of this report.

Academic Measures		Did the school outperform?	
First Look	Grade Band	M	H
1. SCSC Calculated Content Mastery- adjusted for participation rate		Yes	Yes
2. SCSC Calculated Content Mastery- not adjusted for participation rate		Yes	No
3. GaDOE Achievement		Yes	No
Second Look			
4. School-administered Benchmark Assessment Results		Not applicable	

TFS- means there were too few students (less than 15) to report a score, this is represented by 0 in the bar charts below



State Charter School Score	School Weighted Comparison Score

UTOPIAN ACADEMY FOR THE ARTS CHARTER SCHOOL

Attendance Zone: Clayton County
Grades Served: 6-8

Meets Standards

A state charter school can meet 2020-21 school year SCSC academic accountability standards by outperforming the School Comparison Score (the schools from which its students are zoned to attend):

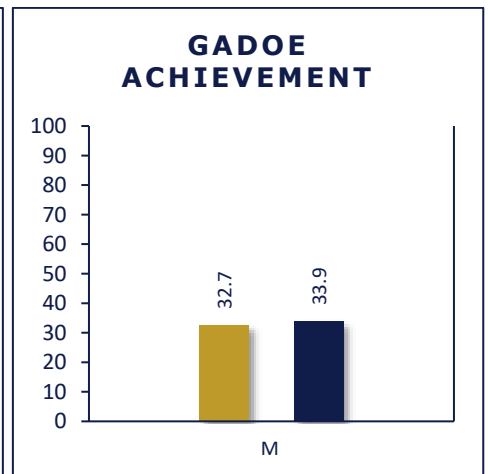
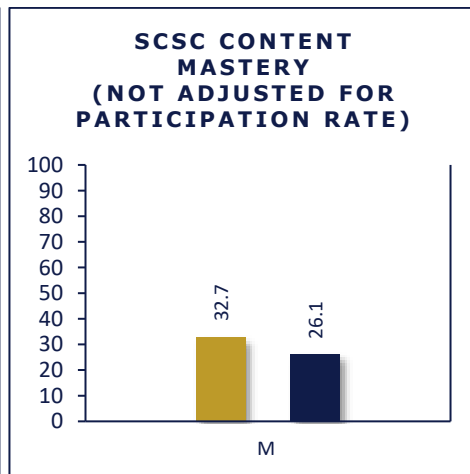
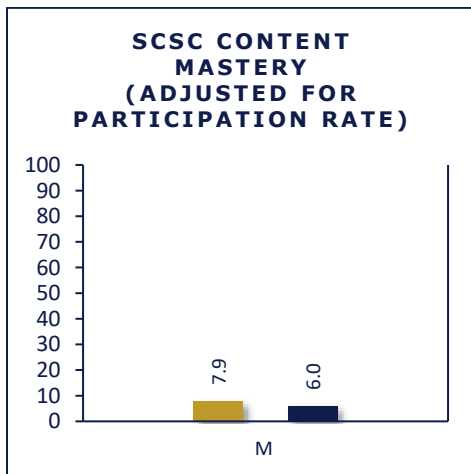
- on any one or combination of the First Look Academic Measures in all grade bands served OR
- on a grade-band enrollment weighted overall school score for any of the First Look Academic Measures.

If a school outperforms in one, but not all grade bands served or has a score that is no more than 3% below the comparison score, it is considered approaching standards.

If and only when a school does not outperform on any one or combination of the first three academic measures, school-administered benchmark assessment data will be reviewed. Compliance via benchmark results is determined on a school-by-school basis to account for differences in type of assessment administered and available, verifiable data.

More information on the academic measures and the attendance zone comparison scores can be found in the calculations explained section of this report.

Academic Measures		Did the school outperform?
First Look	Grade Band	M
1. SCSC Calculated Content Mastery- adjusted for participation rate		Yes
2. SCSC Calculated Content Mastery- not adjusted for participation rate		Yes
3. GaDOE Achievement		SAME
Second Look		
4. School-administered Benchmark Assessment Results		Not applicable



State Charter School Score	School Weighted Comparison Score
7.9	6.0

YI HWANG ACADEMY OF LANGUAGE EXCELLENCE

Attendance Zone: Statewide

Grades Served: K-5

Meets Standards

A state charter school can meet 2020-21 school year SCSC academic accountability standards by outperforming the School Comparison Score (the schools from which its students are zoned to attend):

- on any one or combination of the First Look Academic Measures in all grade bands served OR
- on a grade-band enrollment weighted overall school score for any of the First Look Academic Measures.

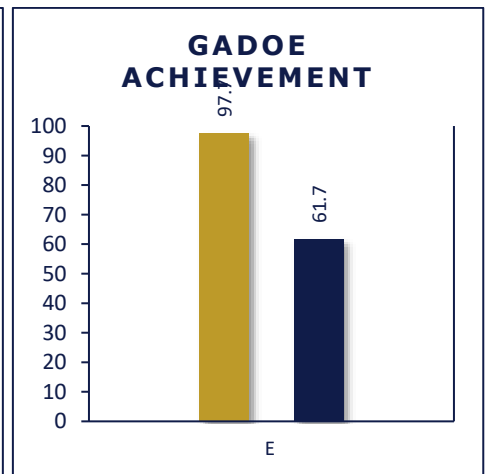
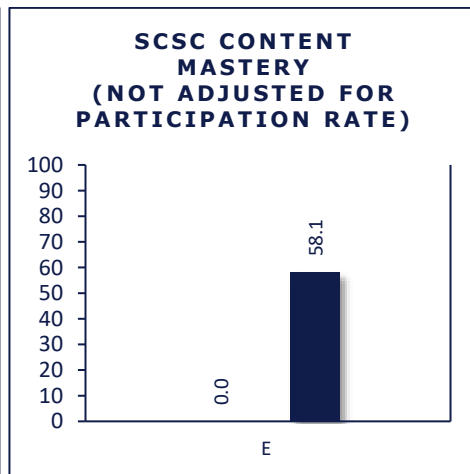
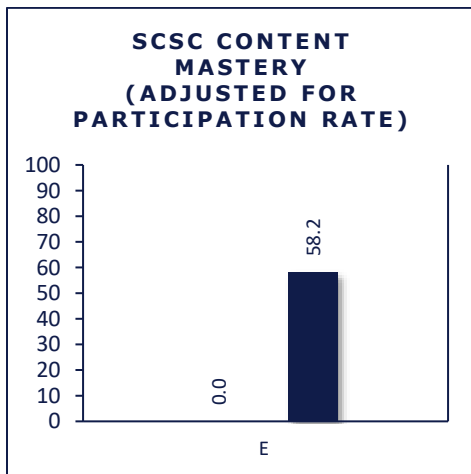
If a school outperforms in one, but not all grade bands served or has a score that is no more than 3% below the comparison score, it is considered approaching standards.

If and only when a school does not outperform on any one or combination of the first three academic measures, school-administered benchmark assessment data will be reviewed. Compliance via benchmark results is determined on a school-by-school basis to account for differences in type of assessment administered and available, verifiable data.

More information on the academic measures and the attendance zone comparison scores can be found in the calculations explained section of this report.

Academic Measures		Did the school outperform?
First Look	Grade Band	E
1. SCSC Calculated Content Mastery- adjusted for participation rate		TFS
2. SCSC Calculated Content Mastery- not adjusted for participation rate		TFS
3. GaDOE Achievement		Yes
Second Look		
4. School-administered Benchmark Assessment Results		Not applicable

TFS- means there were too few students (less than 15) to report a score, this is represented by 0 in the bar charts below



State Charter School Score	School Weighted Comparison Score

Summary Table

Table 1. Performance Comparison Across Measures and Grade Bands

School Name	Grade Band	SCSC calculated Content Mastery- Adjusted for Participation Rates		SCSC calculated Content Mastery - Not Adjusted for Participation Rate		GaDOE Achievement	
		School Score	Comparison Score	School Score	Comparison Score	School Score	Comparison Score
Academy for Classical Education	E	91.8	36.6	92.2	42.8	91.9	45.1
Atlanta Heights Charter School	E	12.1	5.4	37.4	5.4	37.8	18.3
Baconton Community Charter School	E	58.2	24.7	58.3	24.5	58.2	23.2
Brookhaven Innovation Academy	E	48.8	32.4	51.6	32.4	51.9	46.4
Cherokee Charter Academy	E	47.6	64.0	55.1	63.9	55.2	66.8
Cirrus Charter Academy	E	4.6	14.3	7.5	14.3	7.0	18.7
Coweta Charter Academy	E	75.1	52.1	81.8	52.1	81.1	55.0
D.E.L.T.A. STEAM Academy	E	49.4	28.5	56.3	28.5	56.8	43.0
Dubois Integrity Academy	E	25.3	7.8	32.6	7.8	33.0	25.5
Ethos Classical Charter School	E	29.0	10.3	40.7	10.3	40.7	30.0
Furrow Charter School	E	43.2	1.8	49.0	1.8	50.0	22.3
Genesis Innovation Academy for Boys	E	TFS	10.2	TFS	10.2	46.2	26.8
Genesis Innovation Academy for Girls	E	TFS	10.6	TFS	10.6	48.3	28.4
Georgia Connections Academy	E	13.2	42.8	72.2	42.7	72.3	48.1
Georgia Cyber Academy	E	41.6	33.4	49.1	33.3	49.5	46.0
Georgia School for Innovation & the Classics	E	64.2	31.9	64.2	31.8	64.8	35.6
International Academy of Smyrna	E	29.7	34.2	47.0	34.1	47.0	42.9
International Charter Academy of Georgia	E	TFS	48.7	TFS	48.7	73.3	55.2
International Charter School of Atlanta	E	70.1	64.4	89.2	64.3	89.1	59.5
Ivy Preparatory Academy, Inc	E	TFS	7.9	TFS	7.9	36.8	22.1
Liberty Tech Charter Academy	E	33.8	47.4	59.9	47.3	60.9	52.9
Odyssey Charter School	E	46.3	53.1	46.2	53.1	46.4	59.1
Pataula Charter Academy	E	34.9	16.3	39.4	16.3	40.6	22.3
Resurgence Hall Charter School	E	72.3	12.8	73.9	12.7	73.9	36.1
SAIL Charter Academy	E	71.2	67.4	76.7	67.4	76.0	62.7
Scintilla Charter Academy	E	83.2	50.2	86.1	50.2	86.3	56.3
SLAM Academy of Atlanta	E	TFS	7.3	TFS	7.3	22.4	21.2
Southwest Georgia S.T.E.M. Charter	E	47.9	19.4	47.7	19.3	48.7	25.4
Spring Creek Charter Academy	E	44.1	48.8	47.5	48.3	49.5	50.5
Yi Hwang Academy of Language Excellence	E	TFS	58.2	TFS	58.1	97.7	61.7

Academy for Classical Education	M	87.3	22.8	87.3	37.5	88.2	40.8
Atlanta Heights Charter School	M	TFS	2.9	TFS	15.4	26.4	18.9
Atlanta Unbound Academy	M	TFS	6.8	TFS	31.3	TFS	35.2
Baconton Community Charter School	M	58.6	19.9	58.6	22.1	58.9	22.7
Brookhaven Innovation Academy	M	46.6	21.0	52.1	38.5	52.1	42.6
Cherokee Charter Academy	M	44.0	56.5	52.9	64.0	57.3	67.3
Cirrus Charter Academy	M	10.0	13.2	15.7	20.5	15.7	23.1
Coweta Charter Academy	M	57.9	39.9	70.4	54.2	70.5	55.4
Fulton Leadership Academy	M	16.5	7.2	31.1	31.3	30.6	35.6
Furlow Charter School	M	24.4	7.4	29.1	21.4	29.8	28.8
Genesis Innovation Academy for Boys	M	TFS	7.2	TFS	27.6	46.9	32.3
Genesis Innovation Academy for Girls	M	TFS	6.8	TFS	26.1	50.5	32.1
Georgia Connections Academy	M	10.3	32.4	71.4	47.8	72.4	49.9
Georgia Cyber Academy	M	56.6	29.8	63.1	44.2	64.3	47.0
Georgia Fugees Academy Charter School	M	TFS	9.9	TFS	22.3	10.7	27.1
Georgia School for Innovation & the Classics	M	68.6	19.4	68.6	28.5	68.8	29.6
International Charter School of Atlanta	M	69.1	39.5	89.8	68.0	89.8	67.9
Ivy Preparatory Academy, Inc	M	TFS	5.1	TFS	21.2	36.3	25.0
Liberty Tech Charter Academy	M	TFS	42.0	TFS	57.4	74.4	57.9
Odyssey Charter School	M	62.9	40.6	62.9	56.2	62.9	57.7
Pataula Charter Academy	M	TFS	19.0	TFS	20.4	47.2	26.8
SAIL Charter Academy	M	50.0	48.7	55.7	55.6	56.4	59.5
Scintilla Charter Academy	M	60.6	43.3	69.7	49.7	71.2	52.5
Southwest Georgia S.T.E.M. Charter	M	45.6	21.5	45.6	25.8	47.0	27.4
Spring Creek Charter Academy	M	42.0	48.7	46.0	48.7	46.0	49.4
Statesboro STEAM Academy	M	47.6	38.0	47.9	41.4	47.9	44.7
Utopian Academy for the Arts	M	7.9	6.0	32.7	26.1	32.7	33.9
Academy for Classical Education	H	86.3	9.4	86.3	24.1	94.0	45.7
Baconton Community Charter School	H	59.4	18.4	64.2	20.6	69.9	23.9
Coastal Plains Charter High School	H	7.2	45.8	46.0	51.0	48.8	59.6
Foothills Charter High School	H	11.2	33.9	53.6	43.5	59.2	50.4
Fulton Leadership Academy	H	TFS	4.4	TFS	21.9	NA	39.5
Furlow Charter School	H	25.4	11.6	27.2	20.8	28.5	25.1
Genesis Innovation Academy for Boys	H	TFS	8.3	TFS	25.6	NA	36.2
Genesis Innovation Academy for Girls	H	TFS	8.3	TFS	22.7	NA	37.5

Georgia Connections Academy	H	8.7	28.7	61.7	43.3	70.9	50.9
Georgia Cyber Academy	H	42.5	27.3	56.2	40.3	58.8	48.9
Georgia Fugees Academy Charter School	H	TFS	14.8	TFS	27.9	NA	36.4
Georgia School for Innovation & the Classics	H	44.7	13.1	44.7	20.4	45.3	26.2
Mountain Education Charter High School	H	13.3	44.2	65.2	53.1	59.4	60.2
Pataula Charter Academy	H	TFS	7.5	TFS	13.9	92.6	19.5
Southwest Georgia S.T.E.M. Charter	H	40.6	15.1	40.6	21.9	40.6	29.1
Statesboro STEAM Academy	H	32.3	27.9	32.3	40.9	30.6	55.3

Green cells represent a state charter school score higher than the comparison school score.

Calculations Explained

First Look Academic Measures

All first look measures are calculated using the content mastery methodology as described in the [Georgia Dept. of Education \(GaDOE\) CCRPI Calculation Guides](#).

- [CCRPI Elementary School Calculation Guide](#)³
- [CCRPI Middle School Calculation Guide](#)
- [CCRPI High School Calculation Guide](#)

Using the publicly available Georgia Milestones school data⁴ files, the SCSC calculated Content Mastery scores for all schools in two ways:

1. **SCSC calculated Content Mastery Scores adjusted for participation rate** which followed all steps as outlined in the above guides, including adjusting scores for participation rates below 95%, AND
2. **SCSC calculated Content Mastery Scores NOT adjusted for participation rate** which followed the steps as outlined in the guides above but removed the step that adjusts scores for participation rates below 95%. This step was removed to account for the low levels of participation rates at some schools and in some districts as a result of the COVID pandemic and the US Department of Education's waiver of the 95% participation rate in statewide summative assessments for the 2020-2021 school year.

In lieu of College and Career Ready Performance Index (CCRPI) scores for the 2020-21 school year, the Georgia Dept. of Education (GaDOE) generated Achievement Scores for all schools for each subject/grade band combination using Georgia Milestones Assessment and Georgia Alternate Assessment (GAA) 2.0 data. Results can be found in the Content Mastery file 2021 under the Data Files section of the [GaDOE Accountability CCRPI webpage](#).

3. **GaDOE Achievement scores** were calculated using the same methodology as SCSC calculated Content Mastery scores, following methodology as outlined in the above referenced guides; however, instead of using publicly available Milestones data aggregated to the school level, the GaDOE was able to use student-level data for full academic year (FAY)⁵ students. Additionally, GaDOE Achievement scores incorporated GAA data. GaDOE Achievement scores are also not adjusted based on participation rates.

Second Look Measures

Only in cases where a school did not meet standards via one of the three first look measures or the school did not have enough data to publicly report a score were second look measures reviewed. The second look analysis included a review of school administered benchmark assessment results⁶. Submitted data was required to come from a nationally recognized assessment provider in a format verifiable from the assessment system. Six schools underwent a benchmark assessment review. Three schools provided MAP Growth data, two provided iReady data and one provide USA Test Prep data.

³ The calculation methodologies were last updated in 2018. Since then, the social studies test was removed from elementary schools. Thus, the weighting of total score has been adjusted for that removal but following the same methodology- subjects are weighted based on the frequency of test occurrence in the grade band.

⁴ https://www.gadoe.org/Curriculum-Instruction-and-Assessment/Assessment/Pages/Georgia_2020-2021_Assessment_Results.aspx

⁵ FAY is defined as enrolled for 65% of the year or course, as appropriate.

⁶ Benchmark assessments are given periodically throughout a school year to establish baseline achievement data and measure progress toward a standard or set of academic standards and goals.

4. **School administered benchmark assessment results-** Compliance via benchmark results was determined on a school-by-school basis to account for differences in type of assessment administered and available data. However, when similarities between data sources occurred efforts were made to apply the same methodology to all relevant schools. When possible, comparisons to state and/or national level data were made. When possible, achievement and growth measures were utilized. SCSC staff worked with an assessment consultant to determine the appropriate methodology for each reviewed data set. Individual analyzes were shared with the relevant schools.

School Comparison Score: The School Comparison Score is comprised of the proportion of students the state charter school enrolls from each school attendance zone served. The School Comparison Score is generated by matching the Student Address (pulled from GaDOE Data Collections Student Record data files) of all state charter school students to the traditional school the student is zoned to attend (the school the student would otherwise attend if they were not enrolled in the state charter school). The zoned/traditional schools are then aggregated for each state charter school to get the proportion of students the state charter school enrolls from each zoned/traditional school. Those percentages are then multiplied by the zoned/traditional school’s Content Mastery/Achievement score and then summed to get the final school-level weighted comparison Content Mastery/Achievement score. For instance, if the state charter school enrolls 80% of its students from local school A and 20% from local school B, then the comparison score will be comprised of 80% of school A’s (Content Mastery/Achievement) score and 20% of school B’s score. Enrollment proportions for individual schools are available upon request.

Grade Band Enrollment Weighted Overall Score: The Grade Band Enrollment Overall Score is calculated by weighting each relevant grade band score of any academic measure by the school’s percent enrollment in that grade band. The grade band score is multiplied by the percent of students the state charter school enrolls in that grade band and then summed to generate an overall (across all grade bands served) score. The SCSC uses the March collection of full-time equivalent (FTE-3) student enrollment numbers from GaDOE to determine grade band percentages. This methodology aligns with GaDOE’s CCRPI Single Score calculation.⁷ The same enrollment percentages of the state charter school are applied to the relevant grade band scores of the School Comparison Score and then summed to get the comparison score. Schools that outperformed in one grade band but not the other and serve a higher percentage of students in the outperforming grade band are good candidates to show meeting standards through this calculation. The Grade Band Enrollment Weighted Overall Score accounts for the performance of a majority of students in the school regardless of grade band structure.

Grade Band Enrollment Weighted Overall Scores were only calculated for schools that did not outperform the individual grade band scores in all grade bands served on any measure. The tables below show the calculations for school’s that met SCSC academic standards via the Grade Band Enrollment Weighted Overall Score.

Fulton Leadership Academy- SCSC Calculated Content Mastery Scores Adjusted for Participation

Grade Band	School Score	Comparison Score	% Student Enrollment	School Score	Comparison Score
M	16.5	7.2	65%	$(16.5 * 65\%) = 10.7$	$(7.2 * 65\%) = 4.7$

⁷ <https://www.gadoe.org/Curriculum-Instruction-and-Assessment/Accountability/Pages/For-Educators.aspx>

H	TFS	4.4	35%	$(0*35\%) = 0$	$(4.4*35\%) = 1.5$
Overall Score (grade band enrollment weighted)				10.7	6.2

*The SCSC used a score of zero for the high school grade band as it still results in a higher score. Please note the SCSC is NOT assigning the school a score of zero for the high school grade band. It will still be publicly reported as TFS. The zero was simply used to move forward with designating the school as Meeting Standards.

Genesis Innovation Academy for Boys- GaDOE Achievement Scores

Grade Band	School Score	Comparison Score	% Student Enrollment	School Score	Comparison Score
E	46.2	26.8	66%	$(46.2*66\%) = 30.5$	$(26.8*66\%) = 17.7$
M	46.8	32.3	30%	$(46.8*30\%) = 14$	$(32.3*30\%) = 9.7$
H	TFS	36.2	4%	$(0*4\%) = 0$	$(36.2*4\%) = 1.5$
Overall Score (grade band enrollment weighted)				45	29

*The SCSC used a score of zero for the high school grade band as it still results in a higher score. Please note the SCSC is NOT assigning the school a score of zero for the high school grade band. It will still be publicly reported as TFS. The zero was simply used to move forward with designating the school as Meeting Standards.

Genesis Innovation Academy for Girls- GaDOE Achievement Scores

Grade Band	School Score	Comparison Score	% Student Enrollment	School Score	Comparison Score
E	48.3	28.4	65%	$(48.3*65\%) = 31.4$	$(28.4*65\%) = 18.5$
M	50.5	32.1	32%	$(50.5*32\%) = 16.2$	$(32.1*32\%) = 10.3$
H	TFS	37.5	3%	$(0*3\%) = 0$	$(37.5*3\%) = 1.1$
Overall Score (grade band enrollment weighted)				48	30

*The SCSC used a score of zero for the high school grade band as it still results in a higher score. Please note the SCSC is NOT assigning the school a score of zero for the high school grade band. It will still be publicly reported as TFS. The zero was simply used to move forward with designating the school as Meeting Standards.

Odyssey Charter School- SCSC Calculated Content Mastery Scores Adjusted for Participation

Grade Band	School Score	Comparison Score	% Student Enrollment	School Score	Comparison Score
E	46.3	53.1	69%	$(46.3*69\%) = 31.9$	$(26.8*66\%) = 36.6$
M	62.9	40.6	31%	$(40.6*31\%) = 19.5$	$(32.3*30\%) = 12.6$
Overall Score (grade band enrollment weighted)				51	49