



COMPREHENSIVE PERFORMANCE FRAMEWORK *for State Charter School Evaluation*

The State Charter Schools Commission uses the Comprehensive Performance Framework, a tool for evaluating state charter school performance annually. This report provides an overview of the framework's metrics and school results for the 2024-2025 school year.

TABLE OF CONTENTS

SCHOOL	PAGE	SCHOOL	PAGE
Academy for Classical Education	25	International Charter School of Atlanta	194
Amana Academy West Atlanta	32	Ivy Prep Academy at Kirkwood	201
Atlanta Heights Charter School	39	Liberation Academy	208
Atlanta SMART Academy	46	Liberty Tech Charter School	215
Atlanta Unbound Academy	53	Miles Ahead Charter School	222
Baconton Community Charter School	60	Northwest Classical Academy	230
BIA Charter School	67	Odyssey Charter School	237
Cirrus Academy Charter School	74	Pataula Charter Academy	244
Coweta Charter Academy	81	PEACE Academy Charter	251
DeKalb Brilliance Academy	88	Resurgence Hall Charter School	258
DELTA STEAM Academy	95	Resurgence Hall Middle Academy	265
Destinations Career Academy of Georgia	102	RISE Preparatory Charter School	272
DuBois Integrity Academy	109	Rocky Creek Charter Academy	280
Ethos Classical Charter School	116	SAIL – School for Arts-Infused Learning	287
Excelsior Village Academies	123	Sankofa Montessori	294
Furlow Charter School	131	Scintilla Charter Academy	301
Genesis Innovation Academy for Boys	138	SLAM Academy of Atlanta	308
Genesis Innovation Academy for Girls	145	Southwest Georgia STEM	315
Georgia Connections Academy	152	Spring Creek Charter Academy	322
Georgia Cyber Academy	159	Statesboro STEAM Academy	329
Georgia Fugees Academy	166	The Anchor School	336
Georgia School for Innovation and the Classics	173	Utopian Academy for the Arts Trilith	343
International Academy of Smyrna	180	Yi Hwang Academy of Language Excellence	350
International Charter Academy of Georgia	187	Zest Preparatory Academy Charter School	357

OVERVIEW:

Comprehensive Performance Framework for State Charter Schools

PURPOSE

Quality charter school authorizers establish standards for school performance that are clear, quantifiable, rigorous, and attainable. The SCSC Performance Framework includes academic, financial, and organizational performance measures that establish expectations, guide practice, assess progress, and inform decision making over the course of the charter term and at renewal or revocation.

The three areas of performance covered by the frameworks—academic achievement, financial management, and organizational compliance— correspond directly with the three components of a strong charter school application and are the three areas on which a charter school’s performance should be evaluated. In each of the three areas, the framework asks a fundamental question:

- Academic Performance: Is the charter school offering students a better educational opportunity than they would otherwise receive at the traditional local school?
- Financial Performance: Is the charter school fiscally viable and responsible?
- Organizational Performance: Is the organization effective, compliant, and well-run?

SECTION I: ACADEMIC PERFORMANCE

FUNDAMENTAL QUESTION

Is the charter school offering students a better educational opportunity than they would otherwise receive at the traditional local school?

INDICATORS

To answer the above question, the SCSC uses performance metrics derived from:

- the [College and Career Readiness Performance Index \(CCRPI\)](#), the statewide accountability tool. The CCRPI includes a content mastery component that assesses student proficiency and a progress component that uses student growth percentiles to assess student growth, among other measures. And from,
- The [Value-Added Model](#), a statistical predictive measure that considers a student's individual characteristics and the school's student body makeup.

MEETING GOALS

A state charter school can meet annual SCSC academic accountability standards by outperforming its comparison zone, the schools/districts from which its students are zoned to attend, in terms of student achievement or growth as measured by CCRPI Content Mastery, CCRPI Progress, CCRPI Grade Band Score, or Value-Added Model impact scores in all grade bands served.

SECTION I: OVERALL DETERMINATION OF COMPLIANCE

As measured by the indicators and measures set forth in this section, is the school meeting academic performance standards?

SCORING CATEGORIES:

Outperforms by 10 or more points in all grades bands served	Exceeds
Outperforms by at least 1 point in all grades bands served	Meets
Performs no more than 2 points below in all grades bands served	Approaches
Outperforms in one grade band and performs more than 2 points below in the other	Varied
Performs below in all grade bands served	Does Not Meet

INDICATOR PERFORMANCE

SECTION I, INDICATOR 1: GRADE BAND MEASURES

All state charter schools must demonstrate their ability to positively impact students' academic performance either through high levels of achievement or growth across all grade bands served.

<u>Measure</u>	<u>Designation Earned</u>	<u>Explanation</u>
CCRPI Content Mastery	i.e. MEETS	<p><i>Exceeds Standard:</i> The state charter school's score is 10 or more points higher than the comparison zone on any one or combination of the academic measures in all grade bands served.</p> <p><i>Meets Standard:</i> The state charter school's score is at least 1 point higher than the comparison zone on any one or combination of the academic measures in all grade bands served.</p> <p><i>Approaches Standard:</i> The state charter school's score is no more than 2 points below the comparison zone on any one or combination of the academic measures in all grade bands served.</p> <p><i>Varied Standard:</i> The state charter school's score is at least one point higher in one grade band and is more than 2 points below in the other grade band(s) served or vice versa. In other words, the school earns a Meets in one grade band(s) and Does Not Meet in the other(s).</p> <p><i>Does Not Meet Standard:</i> The state charter school's score is below the comparison zone on any one or combination of academic measures in all grade bands served.</p>
CCRPI Progress		
CCRPI Grade Band		
Value-Added Model		

ACADEMIC COMPARISON ZONE CALCULATIONS EXPLAINED

Score	Calculation Explained
School Comparison Zone Score	<p>This score is calculated based on the proportion of students the state charter school enrolls from each local school attendance zone served. The student-level address element in the GaDOE Data Collections Student Record report is used to determine which school each student enrolled in a state charter school is zoned to attend [the school the student would attend if they were not enrolled in the charter school]. The SCSC weights those schools' CCRPI scores based on the proportion of students enrolled. For instance, if a state charter school enrolls 80% of its students from Local School A and 20% from Local School B, then the comparison score will comprise 80% of Local School A's CCRPI score and 20% of Local School B's CCRPI score. School Comparison scores are used for all grade bands.</p>
District Comparison Zone Score	<p>This score is calculated based on the proportion of students the state charter school enrolls from each district served. If a school serves a single district, it is compared to that district's score because 100% of students enrolled in the state charter school are zoned to attend that district. However, if a state charter school serves multiple districts or has a statewide attendance zone, a weighted comparison score is generated based on the proportion of students the state charter school enrolls from each district. For instance, if a state charter school enrolls 80% of its students from District A and 20% from District B, then the comparison score will comprise 80% of District A's CCRPI score and 20% of District B's CCRPI score. The SCSC uses the GaDOE Data Collections Student Record report to determine district enrollment proportions. District Comparison scores are only used in the middle and high school grade bands.</p>

SECTION II: FINANCIAL PERFORMANCE

FUNDAMENTAL QUESTION

Is the charter school fiscally viable and responsible?

INDICATORS

To answer whether the school is fiscally viable, the SCSC assesses a state charter school's performance on both near-term financial health and long-term financial sustainability measures using data derived from each school's independent financial audit. Near-term measures are designed to depict the school's financial position and viability in the upcoming year. Sustainability measures are used to determine a charter school's ability to cover long-term obligations and control costs effectively over time.

To answer whether the school is fiscally responsible, the SCSC assesses a state charter school's performance on both fiscal management and oversight measures using data derived from annual monitoring practices and SCSC and GaDOE enrollment data collections. Fiscal management and oversight measures are used to evaluate a charter school's ability to comply with relevant rules and laws, manage funds responsibly, and provide a more qualitative look at performance irrespective of near-term and long-term calculations.

MEETING GOALS

A state charter school can satisfy annual financial accountability requirements by earning at least 80 points across the near-term and sustainability measures and at least 80 points across the oversight and management measures. In other words, a state charter school must earn a "Meets Standards" designation on both Indicator 1 and Indicator 2 in order to receive an overall "Meets Financial Standards" designation for a given year. Indicators 1 and 2 are calculated separately, and both add up to 100 points independently.

If a school earns below 70 points (a Does Not Meet rating) on both Indicator 1 and Indicator 2, it will be designated as "Does Not Meet" financial standards. Any other combination of points/ratings will result in an "Approaches Standards" designation in the financial section of the CPF for the given year.

SECTION II: DETERMINATION OF COMPLIANCE

Is the school meeting financial performance standards as measured by the indicators and measures set forth in this section?

FINANCIAL INDICATOR SCORING CATEGORIES:

Meets Standards	80-100 points
Approaches Standards	70-79 points
Does Not Meet Standards	0-69 points

OVERALL FINANCIAL PERFORMANCE SCORING CATEGORIES

Meets Performance Standards	80 points or more on both indicators
Approaches Performance Standards	Any combination of scores otherwise noted for Meets and Does Not Meet designations
Does Not Meet Performance Standards	69 points or less on both indicators

INDICATOR PERFORMANCE

SECTION II, INDICATOR 1: FISCAL VIABILITY

NEAR-TERM MEASURES	
<u>Measure 1a, Current Ratio (Working Capital Ratio): Current assets divided by current liabilities</u> Does the school have the ability to cover short-term financial obligations?	Points Available
<i>Meets Standard:</i> <ul style="list-style-type: none"> • Current Ratio is greater than 1.0 	15
<i>Approaches Standard:</i> <ul style="list-style-type: none"> • Current Ratio is between 0.9 and 1.0 or equal to 1.0 	10
<i>Does Not Meet Standard:</i> <ul style="list-style-type: none"> • Current Ratio is less than or equal to 0.9 	0
<u>Measure 1b, Unrestricted Days Cash: Unrestricted Cash divided by (Total Expenses/365) data and calculation provided by the audit firm.</u> Does the school maintain an appropriate balance of cash on hand?	Points Available
<i>Meets Standard:</i> <ul style="list-style-type: none"> • Days Cash is greater than 60 days 	20
<i>Approaches Standard:</i> <ul style="list-style-type: none"> • Days Cash is between 15 and 60 days 	10
<i>Does Not Meet Standard:</i>	

<ul style="list-style-type: none"> Days Cash is less than 15 Days Cash 	0
Measure 1c, Annual Debt-to-Income: Total Annual Debt Payments (Debt Service) / Total Revenue Does the school have enough income to cover short-term debt payments?	Points Available
<i>Meets Standard:</i> <ul style="list-style-type: none"> Annual Debt-to-Income is below 5 percent 	20
<i>Approaches Standard:</i> <ul style="list-style-type: none"> Annual Debt-to-Income is between 5 and 15 percent 	10
<i>Does Not Meet Standard:</i> <ul style="list-style-type: none"> Annual Debt-to-Income is above 15 percent 	0
Does the school acquire the "Building Related Debt"? <ul style="list-style-type: none"> If Yes (5 points) If No (0 points) 	5
Measure 1d, Default Is the school repaying debts in a timely manner?	Points Available
<i>Meets Standard:</i> <ul style="list-style-type: none"> School is not in default of loan covenant(s) or delinquent with debt service payments nor does the school have any outstanding debt 	10
<i>Does Not Meet Standard:</i> <ul style="list-style-type: none"> School is in default of loan covenant(s), is delinquent with debt service payments or the school has any outstanding debt 	0
SUSTAINABILITY MEASURES	
Measure 1e, Efficiency Margin: (Change in Net Assets+Change in Pension Related Accts) divided by Total Revenues Does the school manage costs appropriately?	Points Available
<i>Meets Standard:</i> <ul style="list-style-type: none"> Aggregated Three-Year Efficiency Margin is greater than 0. 	15
<i>Approaches Standard:</i> <ul style="list-style-type: none"> Aggregated Three-Year Efficiency Margin is between -.01 and -10 percent 	10
<i>Does Not Meet Standard:</i> <ul style="list-style-type: none"> Aggregated Three-Year Efficiency Margin is less than -10 percent 	0
Measure 1f, Debt to Asset Ratio: (Total Liabilities-Deferred Pension Liability) divided by Total Assets Does the school maintain an appropriate balance between assets and liabilities over time?	Points Available
<i>Meets Standard:</i> <ul style="list-style-type: none"> Debt to Asset Ratio is less than 95 percent 	15
<i>Approaches Standard:</i> <ul style="list-style-type: none"> Debt to Asset Ratio is between 95 and 100 percent 	10
<i>Does Not Meet Standard:</i> <ul style="list-style-type: none"> Debt to Asset Ratio is greater than 100 percent 	0

Total Points Available—Indicator 1: 100 points

SECTION II, INDICATOR 2: FISCAL MANAGEMENT & OVERSIGHT

<u>Measure 2a, Adherence to GAAP Standards</u> Is the school following Generally Accepted Accounting Principles (GAAP)?	Points Available
<p><i>Meets Standard:</i></p> <ul style="list-style-type: none"> • The school complied with all applicable laws, rules, regulations, and provisions of the charter contract relating to financial management and oversight expectations as evidenced by an annual independent audit that includes: <ul style="list-style-type: none"> ○ An unqualified audit opinion; ○ An audit devoid of significant findings and conditions, material weaknesses, or significant internal control weaknesses; ○ An audit that does not include a going concern disclosure in the notes or an explanatory paragraph; and ○ No other adverse statement indicating noncompliance with applicable laws, rules, regulations, and provisions of the charter contract relating to financial management and oversight. 	20
<p><i>Does Not Meet Standard:</i></p> <ul style="list-style-type: none"> • The school failed to comply with at least one applicable law, rule, regulation, or provision of its charter contract relating to financial management and oversight expectations as evidenced by an annual independent audit. 	0
<u>Measure 2b, Adherence to Federal Financial Requirements</u> Is the school following all applicable financial requirements when expending federal funds?	Points Available
<p><i>Meets Standard:</i></p> <ul style="list-style-type: none"> • The school complied with all applicable laws, rules, regulations, and provisions of the charter contract relating to proper internal controls, expenditures, inventory, drawdowns, and cost principles when expending federal funds, including but not limited to: <ul style="list-style-type: none"> ○ Proper segregation of duties; ○ Source documentation for expenditures paid with federal funds; ○ Complete and on-time submission of program budgets (Title I, IDEA, and grant budgets); and ○ Maintaining inventory controls and documentation in accordance with federal regulations for items purchased with federal funds. 	15
<p><i>Approaches Standard:</i></p> <ul style="list-style-type: none"> • The school failed to comply with all applicable laws, rules, regulations, and provisions of the charter contract relating to proper internal controls, expenditures, inventory, drawdowns, and cost principles when expending federal funds during its SCSC onsite or desk monitoring visit, but the school adequately remedied its finding(s) and regained compliance. 	10
<p><i>Does Not Meet Standard:</i></p> <ul style="list-style-type: none"> • The school failed to comply with all applicable laws, rules, regulations, and provisions of the charter contract relating to proper internal controls, expenditures, inventory, drawdowns, and cost principles when expending federal funds. 	0
<u>Measure 2c, Adherence to the Local Units of Administration Manual</u> Is the school following the Local Units of Administration (LUA) Manual?	Points Available
<p><i>Meets Standard:</i></p> <ul style="list-style-type: none"> • The school complied with all material provisions of the LUA manual. 	15

<p><i>Approaches Standard:</i></p> <ul style="list-style-type: none"> The school failed to comply with at least one material provision of the LUA manual during its SCSC onsite or desk monitoring visit, but the school adequately remedied its finding(s) and regained compliance. 	10
<p><i>Does Not Meet Standard:</i></p> <ul style="list-style-type: none"> The school failed to comply with one or more material provisions of the LUA manual. 	0
<p>Measure 2d, Adherence to the School’s Own Financial Policies and Procedures Is the school adhering to its own financial policies and procedures?</p>	Points Available
<p><i>Meets Standard:</i></p> <ul style="list-style-type: none"> The school adhered to its own financial policies and procedures approved by the school’s governing board and/or developed by school staff. 	20
<p><i>Approaches Standard:</i></p> <ul style="list-style-type: none"> The school failed to comply with at least one of its own financial policies and/or procedures approved by the school’s governing board and/or developed by school staff, but the school adequately remedied its finding(s) and regained compliance. 	10
<p><i>Does Not Meet Standard:</i></p> <ul style="list-style-type: none"> The school failed to comply with at least one of its own financial policies and/or procedures approved by the school’s governing board and/or developed by school staff. 	0
<p>Measure 2e, Enrollment Variance: [Actual Enrollment during the October FTE Count (fiscal year x) – school enrollment projection (fiscal year X)] / school enrollment projection (fiscal year X) Is the school able to project enrollment in a way that enables adequate budgeting?</p>	Points Available
<p><i>Meets Standard:</i></p> <ul style="list-style-type: none"> Enrollment Variance equals less than 3 percent 	10
<p><i>Approaches Standard:</i></p> <ul style="list-style-type: none"> Enrollment Variance is between 3 and 8 percent 	5
<p><i>Does Not Meet Standard:</i></p> <ul style="list-style-type: none"> Enrollment Variance is greater than 8 percent 	0
<p>Measure 2f, Timely Audit Submission Does the school have the proper financial documentation to allow for a timely audit review and submission?</p>	Points Available
<p><i>Meets Standard:</i></p> <ul style="list-style-type: none"> The school submitted its financial audit on time, on or before November 1st. 	20
<p><i>Approaches Standard:</i></p> <ul style="list-style-type: none"> The school submitted its financial audit late, on or before December 1st. 	5
<p><i>Does Not Meet Standard:</i></p> <ul style="list-style-type: none"> The school submitted its financial audit late, after December 1st. 	0

Total Points Available—Indicator 2: 100 points

SECTION III: OPERATIONAL PERFORMANCE

FUNDAMENTAL QUESTION

Is the organization effective, compliant, and well-run?

INDICATORS

To answer the question above, the SCSC uses data from agency monitoring and other sources, as noted in the appendix of this document, to determine compliance with the indicators listed below.

- Educational Program Compliance
 - Governance, Ethics, and Transparency
 - Obligations to Students
 - Employer Obligations
 - School Environment
 - Additional and Continuing Obligations
-

MEETING GOALS

In any year of the charter term, a state charter school will be deemed operationally compliant if it adheres to the requirements of its charter contract, all applicable rules and laws as measured by the indicators listed above, thus earning a score of at least 80 in the Operations section of the CPF.

SECTION III: DETERMINATION OF COMPLIANCE

As measured by the indicators and measures set forth in this section, is the school meeting operational performance standards?

SCORING CATEGORIES:

Meets Standards	80-100 points
Approaches Standards	70-79 points
Does Not Meet Standards	0-69 points

INDICATOR PERFORMANCE

SECTION III, INDICATOR 1: EDUCATIONAL PROGRAM COMPLIANCE

A charter school's overall purpose is to provide its students with a quality and innovative educational program. Schools must adhere to the educational program identified in its charter contract that was awarded on the basis of the program outlined in its petition.

Measure 1a, Essential or Innovative Features and Mission-Specific Goals	Points Available
Is the school implementing all essential or innovative features of its program as defined in its current charter contract, and is the school's curricular and educational program aligned with its stated mission as evidenced through the attainment of mission-specific goals?	
<p><i>Meets Standard:</i></p> <ul style="list-style-type: none"> • The school has fully implemented all essential or innovative features of its education and operational program as defined in the charter contract in all material respects, and the school has met all mission-specific goals included in its charter contract (if applicable) 	4
<p><i>Approaches Standard:</i></p> <ul style="list-style-type: none"> • The school has at least fully implemented one essential or innovative features of its education and operational program as defined in the charter contract in all material respects or the school has met at least one mission-specific goal included in its charter contract (if applicable). 	2
<p><i>Does Not Meet Standard:</i></p> <ul style="list-style-type: none"> • The school failed to fully implement any essential or innovative features of its education and operational program as defined in the charter contract in all material respects, and the school failed to meet any mission-specific goals included in its charter contract (if applicable). 	0
Measure 1b, State Education Requirements	Points Available
Is the school complying with applicable state education requirements?	
<p><i>Meets Standard:</i></p> <ul style="list-style-type: none"> • The school complied with all applicable state laws, rules, regulations, provisions of its charter contract, and the school's own policies and procedures relating to state education requirements, including but not limited to: <ul style="list-style-type: none"> ○ Provided all state mandated programs; ○ Adhered to graduation requirements; ○ Implemented state-adopted content standards; and ○ Administered state assessments in the manner required by law and rule. 	4
<p><i>Approaches Standard:</i></p> <ul style="list-style-type: none"> • The school failed to comply with at least one applicable state law, rule, regulation, provision of the charter contract, or the school's own policies and procedures relating to state education requirements during its SCSC onsite or desk monitoring visit, but the school adequately remedied its finding(s) and regained compliance. 	2
<p><i>Does Not Meet Standard:</i></p> <ul style="list-style-type: none"> • The school failed to comply with at least one applicable state law, rule, regulation, provision of the charter contract, or the school's own policies and procedures relating to state education requirements. 	0
Measure 1c, Federal Education Requirements	Points Available
Is the school complying with applicable federal education requirements?	
<p><i>Meets Standard:</i></p> <ul style="list-style-type: none"> • The school complied with all applicable federal laws, rules, regulations, and the school's own policies and procedures relating to federal education requirements, including but not limited to: <ul style="list-style-type: none"> ○ Federal assessment security and reporting of accountability requirements; and 	4

<ul style="list-style-type: none"> ○ Charter School Program grant, Title I, IV, and V requirements. ○ McKinney-Vento Homeless Assistance Act, Charter School Program grant, Title I, IV, and V requirements. 	
<p><i>Approaches Standard:</i></p> <ul style="list-style-type: none"> ● The school failed to comply with at least one applicable federal law, rule, regulation, provision of the charter contract, or the school’s own policies and procedures relating to federal education requirements. 	2
<p><i>Does Not Meet Standard:</i></p> <ul style="list-style-type: none"> ● The school failed to comply with two or more applicable federal laws, rules, regulations, provisions of the charter contract, or the school’s own policies and procedures relating to federal education requirements. 	0
<p>Measure 1d, Data Reporting Is the school complying with all data and financial reporting requirements?</p>	Points Available
<p><i>Meets Standard:</i></p> <ul style="list-style-type: none"> ● The school complied with all applicable laws, rules, regulations, and provisions of its charter contract relating to relevant reporting requirements, including timelines and deadlines, to the SCSC, GaDOE, and/or federal authorities, including but not limited to: <ul style="list-style-type: none"> ○ QBE/FTE Data Reporting; ○ Personnel Reporting; ○ Student Record Reporting; ○ CCRPI Data Reporting; ○ Consolidated LEA Implementation Plan (CLIP) for federal programs; ○ Special Education Data Reporting; ○ Required Data Surveys; ○ Complete and on-time submission of financial reports, such as its annual budgets, revised budgets, and/or DE 046, in the manner prescribed by GaDOE or the SCSC; ○ Timely periodic financial reports as required by the SCSC, GaDOE, or other state agencies; <p>On-time submission and completion of its annual independent audit by the deadline established by the SCSC.</p>	4
<p><i>Approaches Standard:</i></p> <ul style="list-style-type: none"> ● The school failed to comply with two or fewer applicable laws, rules, regulations, or provisions of its charter contract relating to relevant reporting requirements, including timelines and deadlines, to the SCSC, GaDOE, and/or federal authorities. 	2
<p><i>Does Not Meet Standard:</i></p> <ul style="list-style-type: none"> ● The school failed to comply with three or more laws, rules, regulations, or provisions of its charter contract relating to relevant reporting requirements, including timelines and deadlines, to the SCSC, GaDOE, and/or federal authorities. 	0

Total Points Available—Section III, Indicator 1: 16 points

SECTION III, INDICATOR 2: GOVERNANCE, ETHICS, AND TRANSPARENCY

A charter school's governing board must provide adequate oversight of school management and operations to ensure that the school is fulfilling its duties to students, employees, parents, and the general public.

Measure 2a, General Governance	Points Available
Is the governing board complying with all applicable general governance requirements?	
<p><i>Meets Standard:</i></p> <ul style="list-style-type: none"> • The school complied with all applicable laws, rules, regulations, provisions of its charter contract, and its policies relating to governance by its board, including but not limited to: <ul style="list-style-type: none"> ○ Board policies; ○ Board bylaws; ○ Code of ethics; ○ Conflicts of interest; ○ Board composition and/or membership laws and rules; and ○ Restrictions on compensation. 	5
<p><i>Approaches Standard:</i></p> <ul style="list-style-type: none"> • The school failed to comply with at least one applicable law, rule, regulation, provision of the charter contract, or its policies relating to governance by its governing board during its SCSC onsite or desk monitoring visit, but the school adequately remedied its finding(s) and regained compliance. 	3
<p><i>Does Not Meet Standard:</i></p> <ul style="list-style-type: none"> • The school failed to comply with at least one applicable law, rule, regulation, provision of the charter contract, or its policies relating to governance by its board. 	0
Measure 2b, Open Governance	Points Available
Is the governing board complying with all applicable open governance requirements?	
<p><i>Meets Standard:</i></p> <ul style="list-style-type: none"> • The school complied with all applicable laws, rules, regulations, provision of its charter contract, and its policies relating to the Georgia Open Meetings Act and Open Records Act requirements. • The school's budget was approved in accordance with state law, including but not limited to performing the following items from O.C.G.A. § 20-2-167.1 related to the school's budget approval: <ul style="list-style-type: none"> ○ Conducting two public meetings to provide an opportunity for public input on the proposed budget; ○ Advertising the two public meetings in the school's legal organ; and ○ Making a summary of the proposed annual operating budget a publicly available area of the school's website. 	5
<p><i>Approaches Standard:</i></p> <ul style="list-style-type: none"> • The school failed to comply with all applicable laws, rules, regulations, provision of its charter contract, or its policies relating to the Georgia Open Meetings Act, Open Records Act requirements, or applicable state law regarding the passage of the school's annual budget during its SCSC onsite or desk monitoring visit, but the school adequately remedied its finding(s) and regained compliance. 	3
<p><i>Does Not Meet Standard:</i></p> <ul style="list-style-type: none"> • The school failed to comply with all applicable laws, rules, regulations, provision of its charter contract, or its policies relating to the Georgia Open Meetings Act, Open Records Act requirements, or applicable state law regarding the passage of the school's annual budget. 	0

<u>Measure 2c, Governance Training</u> Is the governing board complying with all applicable governance training requirements?	Points Available
<p><i>Meets Standard:</i></p> <ul style="list-style-type: none"> The school took action to ensure that all governing board members comply with all applicable laws, rules, regulations, provision of its charter contract, and its policies relating to the participation of its governing board in required trainings, including, but not limited to, annual attendance by the entire governing board at SCSC provided or approved training pursuant to O.C.G.A. § 20-2-2084(f) (cumulatively, "Governance Training Requirement."). 	5
<p><i>Approaches Standard:</i></p> <ul style="list-style-type: none"> The school failed to take action to ensure that all governing board members comply with the Governance Training Requirement; however, the school ensured that at least 75% of its governing board members complied with the Governance Training Requirement. 	3
<p><i>Does Not Meet Standard:</i></p> <ul style="list-style-type: none"> The school failed to take action to ensure that all governing board members comply with the Governance Training Requirement. 	0
<u>Measure 2d, Transparent Governance and Communication with Stakeholders</u> Is the governing board operating transparently and effectively communicating with stakeholders?	Points Available
<p><i>Meets Standard:</i></p> <ul style="list-style-type: none"> The school complied with all applicable laws, rules, regulations, provisions of its charter contract, or its policies relating to operating transparently and effectively communicating with stakeholders, including but not limited to: <ul style="list-style-type: none"> Following provisions in SCSC rule 691-2-.03 regarding providing the public easy access to informational items on the school's website; Communicating school leadership and other major school changes in a timely and transparent matter; and Appropriately and promptly responding to stakeholder complaints, questions, and concerns. 	5
<p><i>Approaches Standard:</i></p> <ul style="list-style-type: none"> The school failed to comply with all applicable laws, rules, regulations, provisions of its charter contract, or its policies relating to operating transparently and effectively communicating with stakeholders during its SCSC onsite or desk monitoring visit, but the school adequately remedied its finding(s) and regained compliance. 	3
<p><i>Does Not Meet Standard:</i></p> <ul style="list-style-type: none"> The school failed to comply with all applicable laws, rules, regulations, provisions of its charter contract, or its policies relating to operating transparently and effectively communicating with stakeholders. 	0

Total Points Available—Section III, Indicator 2: 20 points

SECTION III, INDICATOR 3: OBLIGATIONS TO STUDENTS

Families entrust schools with the education and welfare of their children, and the school must afford those children the appropriate rights and care.

<u>Measure 3a, Rights of All Students</u>	Points Available
Is the school protecting the rights of all students?	
<p><i>Meets Standard:</i></p> <ul style="list-style-type: none"> • The school complied with all applicable laws, rules, regulations, provisions of its charter contract, and its policies relating to the rights of students, including but not limited to: <ul style="list-style-type: none"> ○ Policies and practices related to admissions, lottery, waiting lists, fair and open recruitment, and enrollment (including rights to enroll or maintain enrollment); ○ The collection and protection of student information (that could be used in discriminatory ways or otherwise contrary to law); ○ Due process protections, privacy, civil rights, and student liberties requirements, including First Amendment protections and the Establishment Clause restrictions prohibiting public schools from engaging in religious instruction; and ○ Conduct of discipline (discipline hearings and suspension and expulsion policies and practices). 	6
<p><i>Approaches Standard:</i></p> <ul style="list-style-type: none"> • The school failed to comply with at least one applicable law, rule, regulation, provision of its charter contract, or its policies relating to the rights of students during its SCSC onsite or desk monitoring visit, but the school adequately remedied its finding(s) and regained compliance. 	4
<p><i>Does Not Meet Standard:</i></p> <ul style="list-style-type: none"> • The school failed to comply with at least one applicable law, rule, regulation, provision of its charter contract, or its policies relating to the rights of students. 	0
<u>Measure 3b, Rights of Students with Disabilities</u>	Points Available
Is the school protecting the rights of students with disabilities?	
<p><i>Meets Standard:</i></p> <ul style="list-style-type: none"> • Consistent with the school’s status and responsibilities as a Local Education Agency (LEA), the school complied with all applicable laws, rules, regulations, and provisions of the charter contract (including the Individuals with Disabilities Education Act, Section 504 of the Rehabilitation Act of 1973, and the Americans with Disabilities Act) relating to the treatment of students with identified disabilities and those suspected of having a disability, including but not limited to: <ul style="list-style-type: none"> ○ Identification and referral of students who may have a disability; ○ Operational compliance regarding the academic program, assessments, and all other aspects of the school's program and responsibilities; ○ Discipline, including due process protections, manifestation determinations, and behavioral intervention plans; ○ Appropriately implementing student Individualized Education Programs and Section 504 plans; ○ Ensuring appropriate access to the school's facilities and programs to students and parents. 	6
<p><i>Approaches Standard:</i></p> <ul style="list-style-type: none"> • The school failed to comply with at least one applicable law, rule, regulation, or provision of its charter contract relating to the treatment of students with identified disabilities and those suspected of having a disability during its SCSC onsite or desk monitoring visit but the school adequately remedied its finding(s) and regained compliance. 	4

<p><i>Does Not Meet Standard:</i></p> <ul style="list-style-type: none"> The school failed to comply with at least one applicable law, rule, regulation, or provision of its charter contract relating to the treatment of students with identified disabilities and those suspected of having a disability. 	0
<p>Measure 3c, Rights of Students who are English Learners (ELs) Is the school protecting the rights of English Learners (ELs)?</p>	Points Available
<p><i>Meets Standard:</i></p> <ul style="list-style-type: none"> The school complied with all applicable provisions of Title III of the Every Student Succeeds Act (ESSA) and all applicable state and federal laws, rules, regulations, and provisions of its charter contract relating to EL requirements, including but not limited to: <ul style="list-style-type: none"> Required policies related to the service of EL students; Proper steps for identification of students in need of EL services; Appropriate and equitable delivery of services to identified students; Appropriate accommodations on assessments; Exiting of students from EL services; and Ongoing monitoring of exited students. 	6
<p><i>Approaches Standard:</i></p> <ul style="list-style-type: none"> The school failed to comply with at least one applicable law, rule, regulation, or provision of its charter contract relating to EL requirements during its SCSC onsite or desk monitoring visit, but the school adequately remedied its finding(s) and regained compliance. 	4
<p><i>Does Not Meet Standard:</i></p> <ul style="list-style-type: none"> The school failed to comply with at least one applicable law, rule, regulation, or provision of its charter contract relating to EL requirements. 	0

Total Points Available—Section III, Indicator 3: 18 points

SECTION III, INDICATOR 4: EMPLOYER OBLIGATIONS

The school must respect its employees and ensure that they are duly qualified to further the education and welfare of students.

Measure 4a, Employee Qualifications, Evaluations, and Criminal Records Checks	Points Available
Is the school meeting teacher and other employee qualification and criminal background check requirements?	Points Available
<p><i>Meets Standard:</i></p> <ul style="list-style-type: none"> • The school complied with all applicable laws, rules, regulations, and provisions of its charter contract relating to employee qualifications, employee evaluations, and criminal background checks, including but not limited to: <ul style="list-style-type: none"> ○ Title II, Part A requirements; ○ Implementation of the Teacher and Leader Keys Effectiveness Systems (TKES and LKES); ○ Ensuring staff have a proper background check or clearance certificate issued by the Georgia Professional Standards Commission. 	6
<p><i>Approaches Standard:</i></p> <ul style="list-style-type: none"> • The school failed to comply with at least one applicable law, rule, regulation, or provision of its charter contract relating to employee qualifications, employee evaluations, and criminal background checks requirements during its SCSC onsite or desk monitoring visit, but the school adequately remedied its finding(s) and regained compliance. 	4
<p><i>Does Not Meet Standard:</i></p> <ul style="list-style-type: none"> • The school failed to comply with at least one applicable law, rule, regulation, or provision of its charter contract relating to employee qualifications, employee evaluations, and criminal background checks requirements. 	0
Measure 4b, Employee Rights	Points Available
Is the school respecting employee rights?	Points Available
<p><i>Meets Standard:</i></p> <ul style="list-style-type: none"> • The school complied with all applicable laws, rules, regulations, provisions of its charter contract, and its governing policies relating to employment, including, but not limited to, professional qualifications, nepotism and conflict of interest policies, the Fair Labor Standards Act, the Family Medical Leave Act, the Americans with Disabilities Act, and employment contracts. 	6
<p><i>Approaches Standard:</i></p> <ul style="list-style-type: none"> • The school failed to comply with at least one applicable law, rule, regulation, provision of its charter contract, or its governing policies relating to employment, including, but not limited to, professional qualifications, nepotism and conflict of interest policies, the Fair Labor Standards Act, the Family Medical Leave Act, the Americans with Disabilities Act, and employment contracts during its SCSC onsite or desk monitoring, but the school adequately remedied its finding(s) and regained compliance. 	4
<p><i>Does Not Meet Standard:</i></p> <ul style="list-style-type: none"> • The school failed to comply with at least one applicable law, rule, regulation, provision of its charter contract, or its governing policies relating to employment, including, but not limited to, professional qualifications, nepotism and conflict of interest policies, the Fair Labor Standards Act, the Family Medical Leave Act, the Americans with Disabilities Act, and employment contracts. 	0
Measure 4c, Employee Civil Rights	Points Available
Does the school adhere to applicable requirements to ensure the protection of employee civil rights?	Points Available

<p><i>Meets Standard:</i></p> <ul style="list-style-type: none"> The school complied with applicable notice, grievance procedure, and substantive requirements of federal and state laws, rules, or regulations prohibiting employment discrimination. 	6
<p><i>Approaches Standard:</i></p> <ul style="list-style-type: none"> The school failed to comply with at least one applicable law, rule, or regulation prohibiting employment discrimination, but the school adequately remedied its findings (s) and regained compliance. 	4
<p><i>Does Not Meet Standard:</i></p> <ul style="list-style-type: none"> The school failed to comply with at least one applicable law, rule, or regulation prohibiting employment discrimination. 	0

Total Points Available—Section III, Indicator 4: 18 points

SECTION III, INDICATOR 5: SCHOOL ENVIRONMENT

A safe and healthy school environment is critical to creating a conducive learning environment and protecting the well-being of students and employees.

Measure 5a, Facility	Points Available
Is the school complying with facilities requirements?	
<p><i>Meets Standard:</i></p> <ul style="list-style-type: none"> • The school complied with all applicable laws, rules, regulations, and provisions of its charter contract relating to the school's facilities including but not limited to: <ul style="list-style-type: none"> ○ Fire inspections and related records; ○ Viable certificate of occupancy; ○ Documentation of requisite insurance coverage; ○ Approval from GaDOE regarding initial site selection and facility requirements; and ○ Subsequent reports and approvals related to facility agreements, changes, maintenance, modifications, and expansion, as required by law, SCSC and GaDOE rules, regulations, and policies. 	6
<p><i>Approaches Standard:</i></p> <ul style="list-style-type: none"> • The school failed to comply with at least one applicable law, rule, regulation, or provision of its charter contract relating to facility safety and the protection of student and employee health during its SCSC facility visit or policy, procedure, and practice review, but the school adequately remedied its finding(s) and regained compliance. 	4
<p><i>Does Not Meet Standard:</i></p> <ul style="list-style-type: none"> • The school failed to comply with at least one applicable law, rule, regulation, or provision of its charter contract relating to the school's facilities. 	0
Measure 5b, Health and Safety	Points Available
Is the school complying with health and safety requirements?	
<p><i>Meets Standard:</i></p> <ul style="list-style-type: none"> • The school complied with all applicable laws, rules, regulations, and provisions of its charter contract relating to safety and the protection of student and employee health, including, but not limited to: <ul style="list-style-type: none"> ○ School Health Nurse Program; ○ Conducting child abuse and neglect training; ○ Annual health assessments of students; ○ Diabetes Medical Management Plans; ○ Access to auto-injectable epinephrine and automated external defibrillators as appropriate; ○ Scoliosis screening; and ○ A physically safe and secure environment. 	6
<p><i>Approaches Standard:</i></p> <ul style="list-style-type: none"> • The school failed to comply with at least one applicable law, rule, regulation, or provision of its charter contract relating to safety and the protection of student and employee health during its SCSC onsite or desk monitoring visit, but the school adequately remedied its finding(s) and regained compliance. 	4
<p><i>Does Not Meet Standard:</i></p> <ul style="list-style-type: none"> • The school failed to comply with at least one applicable law, rule, regulation, or provision of its charter contract relating to safety and the protection of student and employee health. 	0

Measure 5c, Information, Data, and Communication Is the school maintaining student and employee information and data securely and communicating with stakeholders appropriately?	Points Available
<p><i>Meets Standard:</i></p> <ul style="list-style-type: none"> • The school complied with all applicable laws, rules, regulations, provisions of its charter contract, governing board policies, and SCSC directives relating to providing required federal notices and the handling of information and stakeholder communication, including but not limited to: <ul style="list-style-type: none"> ○ Giving appropriate notices and maintaining the security of providing access to student records under the Family Educational Rights and Privacy Act and other applicable authorities; ○ Transferring of student records; and ○ Confidentiality of personnel records not subject to open records requirements. 	<p style="text-align: center;">6</p>
<p><i>Approaches Standard:</i></p> <ul style="list-style-type: none"> • The school failed to comply with at least one applicable law, rule, regulation, provision of its charter contract, governing board policy, or SCSC directive relating to providing required federal notices and the handling of information and stakeholder communication during its SCSC onsite or desk monitoring visit, but the school adequately remedied its finding(s) and regained compliance. 	<p style="text-align: center;">4</p>
<p><i>Does Not Meet Standard:</i></p> <ul style="list-style-type: none"> • The school failed to comply with at least one applicable law, rule, regulation, provision of its charter contract, governing board policy, or SCSC directive relating to providing required federal notices and the handling of information and stakeholder communication. 	<p style="text-align: center;">0</p>

Total Points Available—Section III, Indicator 5: 18 points

SECTION III, INDICATOR 6: ADDITIONAL AND CONTINUING OBLIGATIONS

A charter school must faithfully fulfill all its obligations and quickly remedy any instance of noncompliance.

Measure 6a, Additional Obligations Is the school complying with all other obligations?	Points Available
<p><i>Meets Standard:</i></p> <ul style="list-style-type: none"> • The school complied with all other legal, statutory, regulatory, or contractual requirements, including those contained in its charter contract, that are not otherwise explicitly addressed in these Operational Performance Standards, including but not limited to requirements from the following sources: <ul style="list-style-type: none"> ○ Revisions to state charter law; ○ Consent decrees; ○ Provisions of the National School Lunch Program, School Breakfast Program, and/or After-School Snack Program, including nutritional and reimbursement requirements thereof, if food service is provided; ○ School bus specifications, bus driver training and licensing requirements, and transportation survey deadlines, if transportation is provided; ○ and ○ Requirements by other entities to which the charter school is accountable (e.g., Georgia Department of Education, Professional Standards Commission, Department of Labor, etc.) 	4
<p><i>Approaches Standard:</i></p> <ul style="list-style-type: none"> • The school failed to comply with at least one other legal, statutory, regulatory, or contractual requirement, including those contained in its charter contract that is not otherwise explicitly addressed in these Operational Performance Standards during its SCSC onsite or desk monitoring visit, but the school adequately remedied its finding(s) and regained compliance. 	2
<p><i>Does Not Meet Standard:</i></p> <ul style="list-style-type: none"> • The school failed to comply with at least one other legal, statutory, regulatory, or contractual requirement, including those contained in its charter contract that is not otherwise explicitly addressed in these Operational Performance Standards. 	0
Measure 6b, Continuing Obligations Is the school remedying noncompliance after proper notification?	Points Available
<p><i>Meets Standard:</i></p> <ul style="list-style-type: none"> • The school: <ul style="list-style-type: none"> ○ Fulfilled the terms of a corrective action plan required because of the school's probationary status, and the SCSC determined that the conditions which precipitated the probation no longer exist and that no new conditions necessitate probationary status; and ○ Completed any other intervention requirements by the authorizer. 	6
<p><i>Does Not Meet Standard:</i></p> <ul style="list-style-type: none"> • Failure to adhere to probation or intervention requirements, including but not limited to failure to implement a corrective action plan; failure to implement a required corrective action plan timely; failure to produce interim reports in the form and at the time required by the SCSC, or failure to remediate conditions that precipitated the probationary status. 	0

Total Points Available—Section III, Indicator 6: 10 points

DATA SOURCES COMPILED

Academic Performance:


Indicator	Data Source
Grade Band Scores	GaDOE: CCRPI Scoring by Component data file, CCRPI Calculation Guides, Student Record data file SCSC: Value- Added Impact report, Student Record data file

Financial Performance:

Indicators	Measures	Data Source
Fiscal Viability	Near-Term Measures	School Audit Report: Governmental Funds-Balance Sheet School Audit Report: Statement of Revenues, Expenditures, and Changes in Fund Balance School Audit Report: Notes
	Sustainability Measures	School Audit Report: Statement of Activities/Change in Net Position and Audit Notes School Audit Report: Statement of Net Position
Fiscal Management	Management and Oversight	SCSC Annual Enrollment Projection Form GaDOE: Data Collections, Student Enrollment by Grade Level GaDOE: Charter School Annual Report, SEA Program Monitoring, Financial Reports SCSC: Monitoring Activities, Complaint Investigations Other: Reports of Noncompliance from a State or Federal Agency, Independent Audit Report

Operational Performance:

Indicators	Data Source
Educational Program Compliance	GaDOE: Charter School Annual Report, Cross-Functional Monitoring Reports, On-time Data Collection & Submission Reports SCSC: Monitoring Activities, Complaint Investigations Other: Reports of Noncompliance from a State or Federal Agency
Governance, Ethics and Transparency	SCSC: Monitoring Activities, Complaint Investigations, Governance Training Attendance Verification Reports
Obligations to Students	GaDOE: Special Education Compliance Reports SCSC: Monitoring Activities, Complaint Investigations Other: Reports of Noncompliance from a State or Federal Agency
Employer Obligations	SCSC: Monitoring Activities, Complaint Investigations Other: Reports of Noncompliance from a State or Federal Agency
School Environment	SCSC: Monitoring Activities, Complaint Investigations Other: Reports of Noncompliance from a State or Federal Agency
Additional and Continuing Obligations	GaDOE: Nutrition Program Monitoring Reports, Data Conference Attendance Verification Reports SCSC: Monitoring Activities, Complaint Investigations Other: Reports of Noncompliance from a State or Federal Agency



COMPREHENSIVE PERFORMANCE
FRAMEWORK
for State Charter School Evaluation

Academy for Classical Education

Section	Designation
Academic Performance	Exceeds Standards
Financial Performance	Meets Standards
Operational Performance	Meets Standards

Performance Track Record Across the Term				
Section	2021-22	2022-23	2023-24	2024-25
Academic Performance	Meets	Meets	Exceeds	Exceeds
Financial Performance	95	95	90/95	90/95
Operational Performance	81	78	94	98

Academy for Classical Education

SECTION I: ACADEMIC PERFORMANCE

Overall Designation
Exceeds Standards

Explanation
The school earned an Exceeds designation because it outperformed the comparison score by 10 or more points on at least one academic measure in each grade band served.

Overall Designations	
Exceeds	Outperforms by 10 or more points in all grade bands served on any one of combination of measures
Meets	Outperforms by at least 1 point in all grade bands served on any one or combination of measures.
Approaches	Performs no more than 2 points below in all grade bands served on any one or combination of measures.
Varied	Varied performance across grade bands. The school meets or exceeds in one grade band(s) and does not meet in the other(s).
Does Not Meet	Performs below in all grade bands served across all measures.

Indicator	Measure	Grade Band	Grade Band Designation
Grade Band Measures	CCRPI Content Mastery	E	Exceeds
		M	Exceeds
		H	Exceeds
	CCRPI Progress	E	Meets
		M	Meets
		H	Exceeds
	CCRPI Grade Band Score	E	Exceeds
		M	Exceeds
		H	Exceeds
	Value-Added Impact Scores	E	DNM
		M	DNM
		H	DNM

Grade Band Designations	
Exceeds	Outperforms by 10 or more points
Meets	Outperforms by at least 1 point
Approaches	Performs no more than 2 points below
Does Not Meet	Performs more than 2 points below

ACADEMIC PERFORMANCE BAR CHARTS

■ SCSC School Score ■ School-Level Comparison ■ District-Weighted Comparison



Academy for Classical Education

SECTION II: FINANCIAL PERFORMANCE- New Method

Overall Designation
Meets Standards

Overall Designations	
80 points or more on both indicators	Meets Performance Standards
Any combination of scores otherwise noted for Meets and Does Not Meet designations	Approaches Performance Standards
69 points or less on both indicators	Does Not Meet Performance Standards

Indicator	Measure	Points Available	Points Earned	Measure Name	Measure Value	Data Source
Near Term Measures	1(a)	15	15	Current Ratio	4.858	School Audit Report: Governmental Funds- Balance Sheet
	1(b)	20	20	Unrestricted Days Cash	142	School Audit Report: Governmental Funds- Balance Sheet & Statement of Revenues, Expenditures, and Changes in Fund Balance
	1(c)	25	15	Annual Debt to Income	8.785%	School Audit Report: Statement of Revenues, Expenditures, and Changes in Fund Balance
	1(d)	10	10	Default	No	School Audit Report: Notes
Sustainability Measures	1(e)	15	15	Aggregated Efficiency Margin	9.411%	School Audit Report: Statement of Activities (most recent 3yrs if available), Notes-Pension Plan
	1(f)	15	15	Debt to Asset Ratio	92.918%	School Audit Report: Statement of Net Position

Indicator 1: Fiscal Viability, Points and Designation:	90	Meets
---	-----------	--------------

Indicator	Measure	Points Available	Points Earned	Measure Name	Explanation	Data Source
Financial Management and Oversight	2(a)	20	20	GAAP Standards	Did the school submit a clean audit?-Yes	School's Independent Annual Financial Audit
	2(b)	15	10	Federal Requirements	The school received partial points because it failed to comply with at least one material provision of the Federal Requirement, but adequately remedied its finding(s) and regained compliance. Specifically, the school received a finding in its FY25 SCSC Monitoring Letter regarding its property records, but made reasonable efforts to remediate the finding to regain compliance.	GADOE: Federal Program Monitoring/SCSC Monitoring
	2(c)	15	15	LUA Manual	The school received all possible points because it compiled with all material provisions of the LUA manual.	SCSC Monitoring
	2(d)	20	20	School's Policies	The school received all possible points because it compiled with all material provisions of the school's own policies.	SCSC Monitoring
	2(e)	10	10	Enrollment Variance	0.495%	SCSC Annual Enrollment Projection Form & GADOE: Data Collections, Student Enrollment by Grade Level
	2(f)	20	20	Timely Audit Submission	Did the school submit its audit by Nov. 1?-Yes	School Audit Report

Indicator 2: Fiscal Management & Oversight, Points and Designation:	95	Meets
--	-----------	--------------

By Financial Indicator Performance Expectations	
80-100 points	Meets Performance Standards
70-79 points	Approaches Performance Standards
0-69 points	Does Not Meet Performance Standards

Academy for Classical Education

SECTION II: FINANCIAL PERFORMANCE- Old Method

Overall Designation	
Meets Standards	

Overall Designations	
80 points or more on both indicators	Meets Performance Standards
Any combination of scores otherwise noted for Meets and Does Not Meet designations	Approaches Performance Standards
69 points or less on both indicators	Does Not Meet Performance Standards

Indicator	Measure	Points Available	Points Earned	Measure Name	Measure Value	Data Source
Near Term Measures	1(a)	15	15	Current Ratio	4.858	School Audit Report: Governmental Funds- Balance Sheet
	1(b)	20	20	Unrestricted Days Cash	118	School Audit Report: Governmental Funds- Balance Sheet & Statement of Revenues, Expenditures, and Changes in Fund Balance
	1(c)	20	10	Annual Debt to Income	8.785%	School Audit Report: Statement of Revenues, Expenditures, and Changes in Fund Balance
	1(d)	10	10	Default	No	School Audit Report: Notes
Sustainability Measures	1(e)	15	15	Aggregated Efficiency Margin	9.411%	School Audit Report: Statement of Activities (most recent 3yrs if available), Notes-Pension Plan
	1(f)	20	20	Debt to Asset Ratio	92.918%	School Audit Report: Statement of Net Position

Indicator 1: Fiscal Viability, Points and Designation:	90	Meets
---	-----------	--------------

Indicator	Measure	Points Available	Points Earned	Measure Name	Explanation	Data Source
Financial Management and Oversight	2(a)	20	20	GAAP Standards	Did the school submit a clean audit?-Yes	School's Independent Annual Financial Audit
	2(b)	15	10	Federal Requirements	The school received partial points because it failed to comply with at least one material provision of the Federal Requirement, but adequately remedied its finding(s) and regained compliance. Specifically, the school received a finding in its FY25 SCSC Monitoring Letter regarding its property records, but made reasonable efforts to remediate the finding to regain compliance.	GADOE: Federal Program Monitoring/SCSC Monitoring
	2(c)	15	15	LUA Manual	The school received all possible points because it compiled with all material provisions of the LUA manual.	SCSC Monitoring
	2(d)	20	20	School's Policies	The school received all possible points because it compiled with all material provisions of the school's own policies.	SCSC Monitoring
	2(e)	10	10	Enrollment Variance	0.495%	SCSC Annual Enrollment Projection Form & GADOE: Data Collections, Student Enrollment by Grade Level
	2(f)	20	20	Timely Audit Submission	Did the school submit its audit by Nov. 1?-Yes	School Audit Report

Indicator 2: Fiscal Management & Oversight, Points and Designation:	95	Meets
--	-----------	--------------

By Financial Indicator Performance Expectations	
80-100 points	Meets Performance Standards
70-79 points	Approaches Performance Standards
0-69 points	Does Not Meet Performance Standards

Academy for Classical Education

SECTION III: OPERATIONAL PERFORMANCE


Overall Designation
Meets Standards

Overall Operations Performance Expectations	
80-100 points	Meets Performance Standards
70-79 points	Approaches Performance Standards
0-69 points	Does Not Meet Performance Standards

Indicator	Measure	Points Available	Points Earned	Explanation	Data Source
Educational Program Compliance	1(a)	4	4	The school received all possible points because it has fully implemented all essential or innovative features of its education and operational program and met all mission-specific goals included in its charter contract.	SCSC: Monitoring Activities
	1(b)	4	4	The school received all possible points because it received no findings indicating the school is out of compliance with all applicable laws, rules, regulations, and provisions of its charter contract relating to state education requirements.	SCSC: Monitoring Activities
	1(c)	4	4	The school received all possible points because it received no findings indicating the school is out of compliance with applicable laws, rules, regulations, and provisions of its charter contract relating to federal education requirements.	SCSC: Monitoring Activities
	1(d)	4	4	The school received all possible points because it complied with applicable laws, rules, regulations, and provisions of its charter contract relating to relevant reporting requirements.	SCSC: Monitoring Activities
Governance, Ethics and Transparency	2(a)	5	5	The school received all possible points because the school is complying with all applicable general governance requirements.	SCSC: Monitoring Activities
	2(b)	5	5	The school received all possible points because the school complied with the Georgia Open Meetings Act and Open Records Act requirements, and its budget was approved in accordance with state law.	SCSC: Monitoring Activities
	2(c)	5	3	The school failed to take action to ensure that all governing board members comply with the Governance Training Requirement; however, the school ensured that at least 75% of its governing board members complied with the Governance Training Requirement.	SCSC: Training Rosters
	2(d)	5	5	The school received all possible points because it complied with all applicable regulations relating to operating transparently and effectively communicating with stakeholders.	SCSC: Monitoring Activities
Obligations to Students	3(a)	6	6	The school received all possible points because it complied with all applicable laws, rules, regulations, provisions of its charter contract, and its policies relating to the rights of students.	SCSC: Monitoring Activities
	3(b)	6	6	The school received all possible points because it complied with all regulations relating to the treatment of students with identified disabilities and those suspected of having a disability.	SCSC: Monitoring Activities
	3(c)	6	6	The school received all possible points because it protects the rights of English Learners (ELs).	SCSC: Monitoring Activities

Employer Qualifications, Evaluations and Criminal Records	4(a)	6	6	The school received all possible points because it complied with regulations relating to employee qualifications, employee evaluations, and criminal background checks.	SCSC: Monitoring Activities
	4(b)	6	6	The school received all possible points because it complied with all applicable regulations relating to employment considerations.	SCSC: Monitoring Activities
	4(c)	6	6	The school received all possible points because it complied with all applicable regulations relating to employment considerations.	SCSC: Monitoring Activities
School Environment	5(a)	6	6	The school received all possible points because it complied with facilities requirements.	SCSC: Monitoring Activities
	5(b)	6	6	The school received all possible points because it complied with all applicable regulations relating to safety and the protection of student and employee health.	SCSC: Monitoring Activities
	5(c)	6	6	The school received all possible points because it complied with applicable regulations relating to providing required federal notices and the handling of information and stakeholder communication.	SCSC: Monitoring Activities
Additional Obligations	6(a)	4	4	The school received all possible points because school complied with all other legal, statutory, regulatory, or contractual requirements, that are not otherwise explicitly addressed in the Operational Standards.	SCSC: Monitoring Activities
	6(b)	6	6	The school received all possible points because it remedied noncompliance after proper notification.	SCSC: Monitoring Activities

Overall Points
98



**COMPREHENSIVE PERFORMANCE
FRAMEWORK**
for State Charter School Evaluation

Amana Academy West Atlanta

Section	Designation
Academic Performance	Exceeds Standards
Financial Performance	Approaches Standards
Operational Performance	Meets Standards

Performance Track Record Across the Term				
Section	2021-22	2022-23	2023-24	2024-25
Academic Performance	NA	Meets	Exceeds	Exceeds
Financial Performance	NA	85	90/60	90/55
Operational Performance	NA	66	76	94

Amana Academy West Atlanta

SECTION I: ACADEMIC PERFORMANCE

Overall Designation
Exceeds Standards

Explanation
The school earned an Exceeds designation because it outperformed the comparison score by 10 or more points on at least one academic measure in each grade band served.

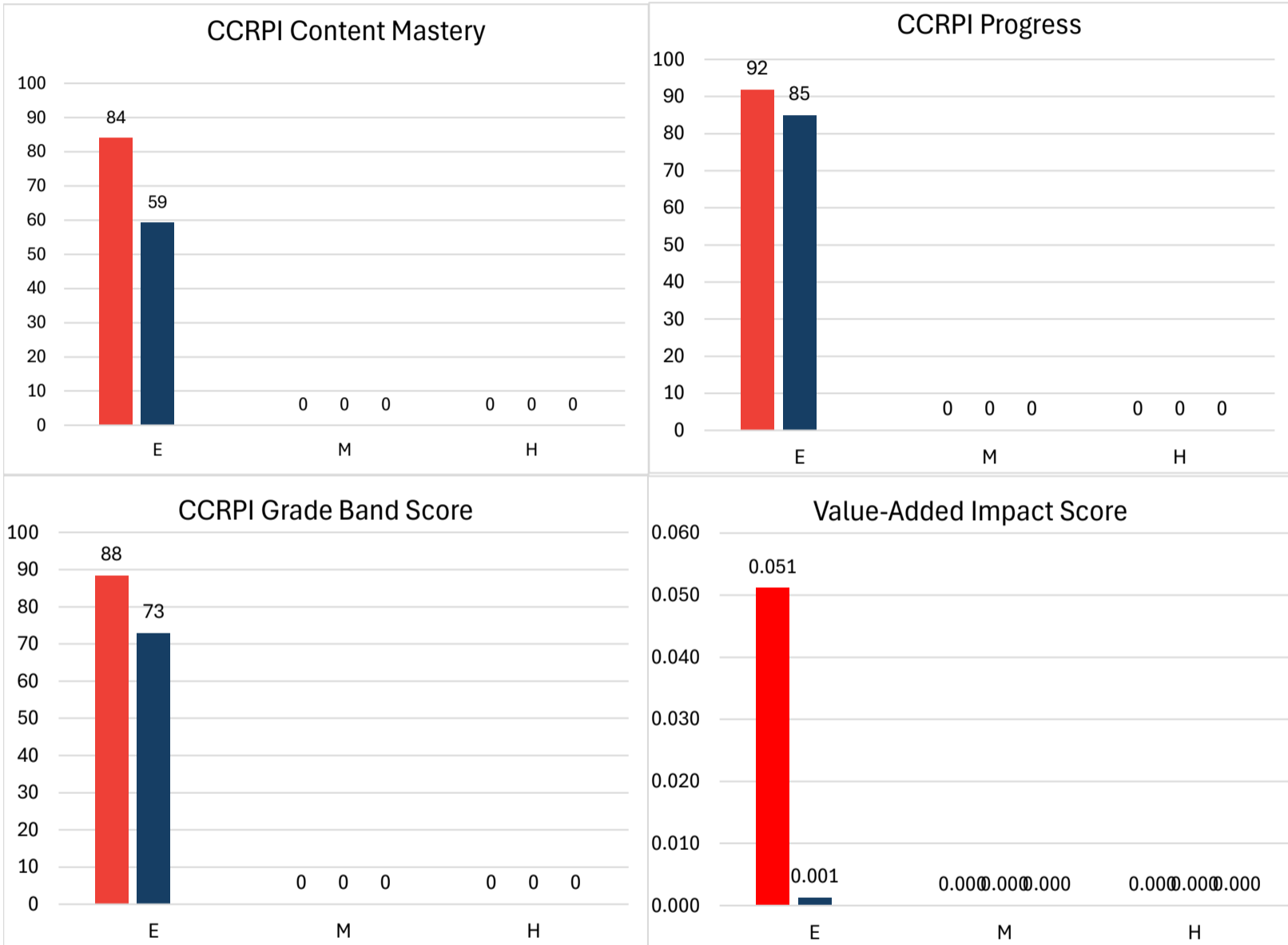
Overall Designations	
Exceeds	Outperforms by 10 or more points in all grade bands served on any one of combination of measures
Meets	Outperforms by at least 1 point in all grade bands served on any one or combination of measures.
Approaches	Performs no more than 2 points below in all grade bands served on any one or combination of measures.
Varied	Varied performance across grade bands. The school meets or exceeds in one grade band(s) and does not meet in the other(s).
Does Not Meet	Performs below in all grade bands served across all measures.

Indicator	Measure	Grade Band	Grade Band Designation
Grade Band Measures	CCRPI Content Mastery	E	Exceeds
		M	--
		H	--
	CCRPI Progress	E	Meets
		M	--
		H	--
	CCRPI Grade Band Score	E	Exceeds
		M	--
		H	--
	Value-Added Impact Scores	E	DNM
		M	--
		H	--

Grade Band Designations	
Exceeds	Outperforms by 10 or more points
Meets	Outperforms by at least 1 point
Approaches	Performs no more than 2 points below
Does Not Meet	Performs more than 2 points below

ACADEMIC PERFORMANCE BAR CHARTS

■ SCSC School Score ■ School-Level Comparison ■ District-Weighted Comparison



Amana Academy West Atlanta

SECTION II: FINANCIAL PERFORMANCE- New Method

Overall Designation
Approaches Standards

Overall Designations	
80 points or more on both indicators	Meets Performance Standards
Any combination of scores otherwise noted for Meets and Does Not Meet designations	Approaches Performance Standards
69 points or less on both indicators	Does Not Meet Performance Standards

Indicator	Measure	Points Available	Points Earned	Measure Name	Measure Value	Data Source
Near Term Measures	1(a)	15	15	Current Ratio	2.370	School Audit Report: Governmental Funds- Balance Sheet
	1(b)	20	10	Unrestricted Days Cash	37	School Audit Report: Governmental Funds- Balance Sheet & Statement of Revenues, Expenditures, and Changes in Fund Balance
	1(c)	25	20	Annual Debt to Income	0.000%	School Audit Report: Statement of Revenues, Expenditures, and Changes in Fund Balance
	1(d)	10	10	Default	No	School Audit Report: Notes
Sustainability Measures	1(e)	15	15	Aggregated Efficiency Margin	17.757%	School Audit Report: Statement of Activities (most recent 3yrs if available), Notes-Pension Plan
	1(f)	15	15	Debt to Asset Ratio	60.282%	School Audit Report: Statement of Net Position

Indicator 1: Fiscal Viability, Points and Designation:	85	Meets
---	-----------	--------------

Indicator	Measure	Points Available	Points Earned	Measure Name	Explanation	Data Source
Financial Management and Oversight	2(a)	20	20	GAAP Standards	Did the school submit a clean audit?-Yes	School's Independent Annual Financial Audit
	2(b)	15	0	Federal Requirements	The school did not receive any points because it failed to comply with one or more material provisions of the Federal requirements. Specifically, the school received a finding in its FY25 SCSC Monitoring Letter regarding its property records, and failed to demonstrate reasonable efforts to remediate all findings to regain compliance.	GADOE: Federal Program Monitoring/SCSC Monitoring
	2(c)	15	15	LUA Manual	The school received all possible points because it compiled with all material provisions of the LUA manual.	SCSC Monitoring
	2(d)	20	0	School's Policies	The school did not receive any points because it failed to comply with one or more material provisions of the school's own policies. Specifically, the school received	SCSC Monitoring
	2(e)	10	0	Enrollment Variance	8.511%	SCSC Annual Enrollment Projection Form & GADOE: Data Collections, Student Enrollment by Grade Level
	2(f)	20	20	Timely Audit Submission	Did the school submit its audit by Nov. 1?-Yes	School Audit Report

Indicator 2: Fiscal Management & Oversight, Points and Designation:	55	Does Not Meet
--	-----------	----------------------

By Financial Indicator Performance Expectations	
80-100 points	Meets Performance Standards
70-79 points	Approaches Performance Standards
0-69 points	Does Not Meet Performance Standards

Amana Academy West Atlanta

SECTION II: FINANCIAL PERFORMANCE- Old Method

Overall Designation
Approaches Standards

Overall Designations	
80 points or more on both indicators	Meets Performance Standards
Any combination of scores otherwise noted for Meets and Does Not Meet designations	Approaches Performance Standards
69 points or less on both indicators	Does Not Meet Performance Standards

Indicator	Measure	Points Available	Points Earned	Measure Name	Measure Value	Data Source
Near Term Measures	1(a)	15	15	Current Ratio	2.370	School Audit Report: Governmental Funds- Balance Sheet
	1(b)	20	10	Unrestricted Days Cash	34	School Audit Report: Governmental Funds- Balance Sheet & Statement of Revenues, Expenditures, and Changes in Fund Balance
	1(c)	20	20	Annual Debt to Income	0.000%	School Audit Report: Statement of Revenues, Expenditures, and Changes in Fund Balance
	1(d)	10	10	Default	No	School Audit Report: Notes
Sustainability Measures	1(e)	15	15	Aggregated Efficiency Margin	17.757%	School Audit Report: Statement of Activities (most recent 3yrs if available), Notes-Pension Plan
	1(f)	20	20	Debt to Asset Ratio	60.282%	School Audit Report: Statement of Net Position

Indicator 1: Fiscal Viability, Points and Designation:	90	Meets
---	-----------	--------------

Indicator	Measure	Points Available	Points Earned	Measure Name	Explanation	Data Source
Financial Management and Oversight	2(a)	20	20	GAAP Standards	Did the school submit a clean audit?-Yes	School's Independent Annual Financial Audit
	2(b)	15	0	Federal Requirements	The school did not receive any points because it failed to comply with one or more material provisions of the Federal requirements. Specifically, the school received a finding in its FY25 SCSC Monitoring Letter regarding its property records, and failed to demonstrate reasonable efforts to remediate all findings to regain compliance.	GADOE: Federal Program Monitoring/SCSC Monitoring
	2(c)	15	15	LUA Manual	The school received all possible points because it compiled with all material provisions of the LUA manual.	SCSC Monitoring
	2(d)	20	0	School's Policies	The school did not receive any points because it failed to comply with one or more material provisions of the school's own policies. Specifically, the school received	SCSC Monitoring
	2(e)	10	0	Enrollment Variance	8.511%	SCSC Annual Enrollment Projection Form & GADOE: Data Collections, Student Enrollment by Grade Level
	2(f)	20	20	Timely Audit Submission	Did the school submit its audit by Nov. 1?-Yes	School Audit Report

Indicator 2: Fiscal Management & Oversight, Points and Designation:	55	Does Not Meet
--	-----------	----------------------

By Financial Indicator Performance Expectations	
80-100 points	Meets Performance Standards
70-79 points	Approaches Performance Standards
0-69 points	Does Not Meet Performance Standards

Amana Academy West Atlanta

SECTION III: OPERATIONAL PERFORMANCE


Overall Designation
Meets Standards

Overall Operations Performance Expectations	
80-100 points	Meets Performance Standards
70-79 points	Approaches Performance Standards
0-69 points	Does Not Meet Performance Standards

Indicator	Measure	Points Available	Points Earned	Explanation	Data Source
Educational Program Compliance	1(a)	4	4	The school received all possible points because it has fully implemented all essential or innovative features of its education and operational program and met all mission-specific goals included in its charter contract.	SCSC: Monitoring Activities
	1(b)	4	4	The school received all possible points because it received no findings indicating the school is out of compliance with all applicable laws, rules, regulations, and provisions of its charter contract relating to state education requirements.	SCSC: Monitoring Activities
	1(c)	4	4	The school received all possible points because it received no findings indicating the school is out of compliance with applicable laws, rules, regulations, and provisions of its charter contract relating to federal education requirements.	SCSC: Monitoring Activities
	1(d)	4	4	The school received all possible points because it complied with applicable laws, rules, regulations, and provisions of its charter contract relating to relevant reporting requirements.	SCSC: Monitoring Activities
Governance, Ethics and Transparency	2(a)	5	3	The school received partial points because the school was found out of compliance with applicable general governance, but remedied the finding(s) within the specified timeframe. Specifically, the school received a finding in its FY25 SCSC Monitoring Results for its conflict of interest policy but made reasonable efforts to remediate the finding to regain compliance.	SCSC: Monitoring Results
	2(b)	5	5	The school received all possible points because the school complied with the Georgia Open Meetings Act and Open Records Act requirements, and its budget was approved in accordance with state law.	SCSC: Monitoring Activities
	2(c)	5	5	The school received all possible points because all governing board members completed required training through the SCSC or approved alternate provider.	SCSC: Monitoring Activities
	2(d)	5	5	The school received all possible points because it complied with all applicable regulations relating to operating transparently and effectively communicating with stakeholders.	SCSC: Monitoring Activities
Obligations to Students	3(a)	6	6	The school received all possible points because it complied with all applicable laws, rules, regulations, provisions of its charter contract, and its policies relating to the rights of students.	SCSC: Monitoring Activities
	3(b)	6	6	The school received all possible points because it complied with all regulations relating to the treatment of students with identified disabilities and those suspected of having a disability.	SCSC: Monitoring Activities

	3(c)	6	6	The school received all possible points because it protects the rights of English Learners (ELs).	SCSC: Monitoring Activities
Employer Qualifications, Evaluations and Criminal Records	4(a)	6	6	The school received all possible points because it complied with regulations relating to employee qualifications, employee evaluations, and criminal background checks.	SCSC: Monitoring Activities
	4(b)	6	6	The school received all possible points because it complied with all applicable regulations relating to employment considerations.	SCSC: Monitoring Activities
	4(c)	6	6	The school received all possible points because it complied with all applicable regulations relating to employment considerations.	SCSC: Monitoring Activities
School Environment	5(a)	6	6	The school received all possible points because it complied with facilities requirements.	SCSC: Monitoring Activities
	5(b)	6	4	The school received partial points because it failed to comply with all applicable regulations relating to safety and the protection of student and employee health, but remedied the finding(s) and regained compliance. Specifically, the school received a finding in its FY25 SCSC Monitoring Results for its policy on identifying and reporting child abuse but made reasonable efforts to remediate the finding to regain compliance.	SCSC: Monitoring Results
	5(c)	6	6	The school received all possible points because it complied with applicable regulations relating to providing required federal notices and the handling of information and stakeholder communication.	SCSC: Monitoring Activities
Additional Obligations	6(a)	4	2	The school received partial points because it failed to comply with at least one applicable law, rule or regulation that is not otherwise explicitly addressed, but remedied the finding(s) and regained compliance. Specifically, the school received a finding in its FY25 SCSC Monitoring Results for its surety bond but made reasonable efforts to remediate the finding to regain compliance.	SCSC: Monitoring Results
	6(b)	6	6	The school received all possible points because it remedied noncompliance after proper notification.	SCSC: Monitoring Activities

Overall Points
94



**COMPREHENSIVE PERFORMANCE
FRAMEWORK**
for State Charter School Evaluation

Atlanta Heights Charter School

Section	Designation
Academic Performance	Approaches Standards
Financial Performance	Approaches Standards
Operational Performance	Meets Standards

Performance Track Record Across the Term				
Section	2021-22	2022-23	2023-24	2024-25
Academic Performance	Meets	Meets	Meets	APP
Financial Performance	60	75	80/70	90/55
Operational Performance	82	52	77	94

Atlanta Heights Charter School

SECTION I: ACADEMIC PERFORMANCE

Overall Designation
Approaches Standards

Explanation
The school earned an Approaches designation because it performed no more than two (2) points lower than the comparison on at least one academic measure in each grade band served.

Overall Designations	
Exceeds	Outperforms by 10 or more points in all grade bands served on any one of combination of measures
Meets	Outperforms by at least 1 point in all grade bands served on any one or combination of measures.
Approaches	Performs no more than 2 points below in all grade bands served on any one or combination of measures.
Varied	Varied performance across grade bands. The school meets or exceeds in one grade band(s) and does not meet in the other(s).
Does Not Meet	Performs below in all grade bands served across all measures.

Indicator	Measure	Grade Band	Grade Band Designation
Grade Band Measures	CCRPI Content Mastery	E	Meets
		M	Approaches
		H	--
	CCRPI Progress	E	Approaches
		M	Approaches
		H	--
	CCRPI Grade Band Score	E	Meets
		M	DNM
		H	--
	Value-Added Impact Scores	E	DNM
		M	DNM
		H	--

Grade Band Designations	
Exceeds	Outperforms by 10 or more points
Meets	Outperforms by at least 1 point
Approaches	Performs no more than 2 points below
Does Not Meet	Performs more than 2 points below

ACADEMIC PERFORMANCE BAR CHARTS

■ SCSC School Score ■ School-Level Comparison ■ District-Weighted Comparison



Atlanta Heights Charter School

SECTION II: FINANCIAL PERFORMANCE- New Method

Overall Designation
Approaches Standards

Overall Designations	
80 points or more on both indicators	Meets Performance Standards
Any combination of scores otherwise noted for Meets and Does Not Meet designations	Approaches Performance Standards
69 points or less on both indicators	Does Not Meet Performance Standards

Indicator	Measure	Points Available	Points Earned	Measure Name	Measure Value	Data Source
Near Term Measures	1(a)	15	15	Current Ratio	1.008	School Audit Report: Governmental Funds- Balance Sheet
	1(b)	20	20	Unrestricted Days Cash	100	School Audit Report: Governmental Funds- Balance Sheet & Statement of Revenues, Expenditures, and Changes in Fund Balance
	1(c)	25	20	Annual Debt to Income	0.000%	School Audit Report: Statement of Revenues, Expenditures, and Changes in Fund Balance
	1(d)	10	10	Default	No	School Audit Report: Notes
Sustainability Measures	1(e)	15	15	Aggregated Efficiency Margin	2.670%	School Audit Report: Statement of Activities (most recent 3yrs if available), Notes-Pension Plan
	1(f)	15	10	Debt to Asset Ratio	99.344%	School Audit Report: Statement of Net Position

Indicator 1: Fiscal Viability, Points and Designation:	90	Meets
---	-----------	--------------

Indicator	Measure	Points Available	Points Earned	Measure Name	Explanation	Data Source
Financial Management and Oversight	2(a)	20	0	GAAP Standards	Did the school submit a clean audit?-No	School's Independent Annual Financial Audit
	2(b)	15	0	Federal Requirements	The school did not receive any points because it failed to comply with one or more material provisions of the Federal requirements. Specifically, the GaDOE reported that the school was not in compliance with one or more federal provisions during the GaDOE Cross-Functional Monitoring process.	GaDOE: Federal Program Monitoring/SCSC Monitoring
	2(c)	15	15	LUA Manual	The school received all possible points because it compiled with all material provisions of the LUA manual.	SCSC Monitoring
	2(d)	20	20	School's Policies	The school received all possible points because it compiled with all material provisions of the school's own policies.	SCSC Monitoring
	2(e)	10	0	Enrollment Variance	13.106%	SCSC Annual Enrollment Projection Form & GADOE: Data Collections, Student Enrollment by Grade Level
	2(f)	20	20	Timely Audit Submission	Did the school submit its audit by Nov. 1?-Yes	School Audit Report

Indicator 2: Fiscal Management & Oversight, Points and Designation:	55	Does Not Meet
--	-----------	----------------------

By Financial Indicator Performance Expectations	
80-100 points	Meets Performance Standards
70-79 points	Approaches Performance Standards
0-69 points	Does Not Meet Performance Standards

Atlanta Heights Charter School

SECTION II: FINANCIAL PERFORMANCE- Old Method

Overall Designation
Approaches Standards

Overall Designations	
80 points or more on both indicators	Meets Performance Standards
Any combination of scores otherwise noted for Meets and Does Not Meet designations	Approaches Performance Standards
69 points or less on both indicators	Does Not Meet Performance Standards

Indicator	Measure	Points Available	Points Earned	Measure Name	Measure Value	Data Source
Near Term Measures	1(a)	15	15	Current Ratio	1.008	School Audit Report: Governmental Funds- Balance Sheet
	1(b)	20	20	Unrestricted Days Cash	100	School Audit Report: Governmental Funds- Balance Sheet & Statement of Revenues, Expenditures, and Changes in Fund Balance
	1(c)	20	20	Annual Debt to Income	0.000%	School Audit Report: Statement of Revenues, Expenditures, and Changes in Fund Balance
	1(d)	10	10	Default	No	School Audit Report: Notes
Sustainability Measures	1(e)	15	15	Aggregated Efficiency Margin	2.670%	School Audit Report: Statement of Activities (most recent 3yrs if available), Notes-Pension Plan
	1(f)	20	10	Debt to Asset Ratio	99.344%	School Audit Report: Statement of Net Position

Indicator 1: Fiscal Viability, Points and Designation:	90	Meets
---	-----------	--------------

Indicator	Measure	Points Available	Points Earned	Measure Name	Explanation	Data Source
Financial Management and Oversight	2(a)	20	0	GAAP Standards	Did the school submit a clean audit?-No	School's Independent Annual Financial Audit
	2(b)	15	0	Federal Requirements	The school did not receive any points because it failed to comply with one or more material provisions of the Federal requirements. Specifically, the GaDOE reported that the school was not in compliance with one or more federal provisions during the GaDOE Cross-Functional Monitoring process.	GaDOE: Federal Program Monitoring/SCSC Monitoring
	2(c)	15	15	LUA Manual	The school received all possible points because it compiled with all material provisions of the LUA manual.	SCSC Monitoring
	2(d)	20	20	School's Policies	The school received all possible points because it compiled with all material provisions of the school's own policies.	SCSC Monitoring
	2(e)	10	0	Enrollment Variance	13.106%	SCSC Annual Enrollment Projection Form & GADOE: Data Collections, Student Enrollment by Grade Level
	2(f)	20	20	Timely Audit Submission	Did the school submit its audit by Nov. 1?-Yes	School Audit Report

Indicator 2: Fiscal Management & Oversight, Points and Designation:	55	Does Not Meet
--	-----------	----------------------

By Financial Indicator Performance Expectations	
80-100 points	Meets Performance Standards
70-79 points	Approaches Performance Standards
0-69 points	Does Not Meet Performance Standards

Atlanta Heights Charter School

SECTION III: OPERATIONAL PERFORMANCE


Overall Designation
Meets Standards

Overall Operations Performance Expectations	
80-100 points	Meets Performance Standards
70-79 points	Approaches Performance Standards
0-69 points	Does Not Meet Performance Standards

Indicator	Measure	Points Available	Points Earned	Explanation	Data Source
Educational Program Compliance	1(a)	4	4	The school received all possible points because it has fully implemented all essential or innovative features of its education and operational program and met all mission-specific goals included in its charter contract.	SCSC: Monitoring Activities
	1(b)	4	4	The school received all possible points because it received no findings indicating the school is out of compliance with all applicable laws, rules, regulations, and provisions of its charter contract relating to state education requirements.	SCSC: Monitoring Activities
	1(c)	4	0	The school did not receive any points because it received findings indicating the school is out of compliance with applicable laws, rules, regulations, and/or provisions of its charter contract relating to federal education requirements. Specifically, the school received two findings related to Title I-A, Improving the Academic Achieve. of the Disadvantaged from the Georgia Department of Education's FY25 Cross-Functional Monitoring.	GaDOE: Federal Program Monitoring
	1(d)	4	4	The school received all possible points because it complied with applicable laws, rules, regulations, and provisions of its charter contract relating to relevant reporting requirements.	SCSC: Monitoring Activities
Governance, Ethics and Transparency	2(a)	5	5	The school received all possible points because the school is complying with all applicable general governance requirements.	SCSC: Monitoring Activities
	2(b)	5	5	The school received all possible points because the school complied with the Georgia Open Meetings Act and Open Records Act requirements, and its budget was approved in accordance with state law.	SCSC: Monitoring Activities
	2(c)	5	3	The school failed to take action to ensure that all governing board members comply with the Governance Training Requirement; however, the school ensured that at least 75% of its governing board members complied with the Governance Training Requirement.	SCSC: Training Rosters
	2(d)	5	5	The school received all possible points because it complied with all applicable regulations relating to operating transparently and effectively communicating with stakeholders.	SCSC: Monitoring Activities
Obligations to Students	3(a)	6	6	The school received all possible points because it complied with all applicable laws, rules, regulations, provisions of its charter contract, and its policies relating to the rights of students.	SCSC: Monitoring Activities
	3(b)	6	6	The school received all possible points because it complied with all regulations relating to the treatment of students with identified disabilities and those suspected of having a disability.	SCSC: Monitoring Activities

	3(c)	6	6	The school received all possible points because it protects the rights of English Learners (ELs).	SCSC: Monitoring Activities
Employer Qualifications, Evaluations and Criminal Records	4(a)	6	6	The school received all possible points because it complied with regulations relating to employee qualifications, employee evaluations, and criminal background checks.	SCSC: Monitoring Activities
	4(b)	6	6	The school received all possible points because it complied with all applicable regulations relating to employment considerations.	SCSC: Monitoring Activities
	4(c)	6	6	The school received all possible points because it complied with all applicable regulations relating to employment considerations.	SCSC: Monitoring Activities
School Environment	5(a)	6	6	The school received all possible points because it complied with facilities requirements.	SCSC: Monitoring Activities
	5(b)	6	6	The school received all possible points because it complied with all applicable regulations relating to safety and the protection of student and employee health.	SCSC: Monitoring Activities
	5(c)	6	6	The school received all possible points because it complied with applicable regulations relating to providing required federal notices and the handling of information and stakeholder communication.	SCSC: Monitoring Activities
Additional Obligations	6(a)	4	4	The school received all possible points because school complied with all other legal, statutory, regulatory, or contractual requirements, that are not otherwise explicitly addressed in the Operational Standards.	SCSC: Monitoring Activities
	6(b)	6	6	The school received all possible points because it remedied noncompliance after proper notification.	SCSC: Monitoring Activities

Overall Points
94



**COMPREHENSIVE PERFORMANCE
FRAMEWORK**
for State Charter School Evaluation

Atlanta SMART Academy

Section	Designation
Academic Performance	Exceeds Standards
Financial Performance	Meets Standards
Operational Performance	Meets Standards

Performance Track Record Across the Term				
Section	2021-22	2022-23	2023-24	2024-25
Academic Performance	DNM	Meets	Meets	Exceeds
Financial Performance	90	90	80/60	90/85
Operational Performance	50	68	73	90

Atlanta SMART Academy

SECTION I: ACADEMIC PERFORMANCE

Overall Designation
Exceeds Standards

Explanation
The school earned an Exceeds designation because it outperformed the comparison score by 10 or more points on at least one academic measure in each grade band served.

Overall Designations	
Exceeds	Outperforms by 10 or more points in all grade bands served on any one of combination of measures
Meets	Outperforms by at least 1 point in all grade bands served on any one or combination of measures.
Approaches	Performs no more than 2 points below in all grade bands served on any one or combination of measures.
Varied	Varied performance across grade bands. The school meets or exceeds in one grade band(s) and does not meet in the other(s).
Does Not Meet	Performs below in all grade bands served across all measures.

Indicator	Measure	Grade Band	Grade Band Designation
Grade Band Measures	CCRPI Content Mastery	E	Meets
		M	Meets
		H	--
	CCRPI Progress	E	Meets
		M	Exceeds
		H	--
	CCRPI Grade Band Score	E	Exceeds
		M	Meets
		H	--
	Value-Added Impact Scores	E	DNM
		M	Meets
		H	--

Grade Band Designations	
Exceeds	Outperforms by 10 or more points
Meets	Outperforms by at least 1 point
Approaches	Performs no more than 2 points below
Does Not Meet	Performs more than 2 points below

ACADEMIC PERFORMANCE BAR CHARTS

■ SCSC School Score ■ School-Level Comparison ■ District-Weighted Comparison



Atlanta SMART Academy

SECTION II: FINANCIAL PERFORMANCE- New Method

Overall Designation
Meets Standards

Overall Designations	
80 points or more on both indicators	Meets Performance Standards
Any combination of scores otherwise noted for Meets and Does Not Meet designations	Approaches Performance Standards
69 points or less on both indicators	Does Not Meet Performance Standards

Indicator	Measure	Points Available	Points Earned	Measure Name	Measure Value	Data Source
Near Term Measures	1(a)	15	15	Current Ratio	1.653	School Audit Report: Governmental Funds- Balance Sheet
	1(b)	20	10	Unrestricted Days Cash	27	School Audit Report: Governmental Funds- Balance Sheet & Statement of Revenues, Expenditures, and Changes in Fund Balance
	1(c)	25	25	Annual Debt to Income	4.008%	School Audit Report: Statement of Revenues, Expenditures, and Changes in Fund Balance
	1(d)	10	10	Default	No	School Audit Report: Notes
Sustainability Measures	1(e)	15	15	Aggregated Efficiency Margin	1.264%	School Audit Report: Statement of Activities (most recent 3yrs if available), Notes-Pension Plan
	1(f)	15	15	Debt to Asset Ratio	84.958%	School Audit Report: Statement of Net Position

Indicator 1: Fiscal Viability, Points and Designation:	90	Meets
---	-----------	--------------

Indicator	Measure	Points Available	Points Earned	Measure Name	Explanation	Data Source
Financial Management and Oversight	2(a)	20	20	GAAP Standards	Did the school submit a clean audit?-Yes	School's Independent Annual Financial Audit
	2(b)	15	0	Federal Requirements	The school did not receive any points because it failed to comply with one or more material provisions of the Federal requirements. Specifically, the GaDOE reported that the school was not in compliance with one or more federal provisions during the GaDOE Cross-Functional Monitoring process.	GaDOE: Federal Program Monitoring/SCSC Monitoring
	2(c)	15	15	LUA Manual	The school received all possible points because it compiled with all material provisions of the LUA manual.	SCSC Monitoring
	2(d)	20	20	School's Policies	The school received all possible points because it compiled with all material provisions of the school's own policies.	SCSC Monitoring
	2(e)	10	10	Enrollment Variance	1.778%	SCSC Annual Enrollment Projection Form & GADOE: Data Collections, Student Enrollment by Grade Level
	2(f)	20	20	Timely Audit Submission	Did the school submit its audit by Nov. 1?-Yes	School Audit Report

Indicator 2: Fiscal Management & Oversight, Points and Designation:	85	Meets
--	-----------	--------------

By Financial Indicator Performance Expectations	
80-100 points	Meets Performance Standards
70-79 points	Approaches Performance Standards
0-69 points	Does Not Meet Performance Standards

Atlanta SMART Academy

SECTION II: FINANCIAL PERFORMANCE- Old Method

Overall Designation	
Meets Standards	

Overall Designations	
80 points or more on both indicators	Meets Performance Standards
Any combination of scores otherwise noted for Meets and Does Not Meet designations	Approaches Performance Standards
69 points or less on both indicators	Does Not Meet Performance Standards

Indicator	Measure	Points Available	Points Earned	Measure Name	Measure Value	Data Source
Near Term Measures	1(a)	15	15	Current Ratio	1.653	School Audit Report: Governmental Funds- Balance Sheet
	1(b)	20	10	Unrestricted Days Cash	27	School Audit Report: Governmental Funds- Balance Sheet & Statement of Revenues, Expenditures, and Changes in Fund Balance
	1(c)	20	20	Annual Debt to Income	4.008%	School Audit Report: Statement of Revenues, Expenditures, and Changes in Fund Balance
	1(d)	10	10	Default	No	School Audit Report: Notes
Sustainability Measures	1(e)	15	15	Aggregated Efficiency Margin	1.264%	School Audit Report: Statement of Activities (most recent 3yrs if available), Notes-Pension Plan
	1(f)	20	20	Debt to Asset Ratio	84.958%	School Audit Report: Statement of Net Position

Indicator 1: Fiscal Viability, Points and Designation:	90	Meets
---	-----------	--------------

Indicator	Measure	Points Available	Points Earned	Measure Name	Explanation	Data Source
Financial Management and Oversight	2(a)	20	20	GAAP Standards	Did the school submit a clean audit?-Yes	School's Independent Annual Financial Audit
	2(b)	15	0	Federal Requirements	The school did not receive any points because it failed to comply with one or more material provisions of the Federal requirements. Specifically, the GaDOE reported that the school was not in compliance with one or more federal provisions during the GaDOE Cross-Functional Monitoring process.	GaDOE: Federal Program Monitoring/SCSC Monitoring
	2(c)	15	15	LUA Manual	The school received all possible points because it compiled with all material provisions of the LUA manual.	SCSC Monitoring
	2(d)	20	20	School's Policies	The school received all possible points because it compiled with all material provisions of the school's own policies.	SCSC Monitoring
	2(e)	10	10	Enrollment Variance	1.778%	SCSC Annual Enrollment Projection Form & GADOE: Data Collections, Student Enrollment by Grade Level
	2(f)	20	20	Timely Audit Submission	Did the school submit its audit by Nov. 1?-Yes	School Audit Report

Indicator 2: Fiscal Management & Oversight, Points and Designation:	85	Meets
--	-----------	--------------

By Financial Indicator Performance Expectations	
80-100 points	Meets Performance Standards
70-79 points	Approaches Performance Standards
0-69 points	Does Not Meet Performance Standards

Atlanta SMART Academy

SECTION III: OPERATIONAL PERFORMANCE


Overall Designation
Meets Standards

Overall Operations Performance Expectations	
80-100 points	Meets Performance Standards
70-79 points	Approaches Performance Standards
0-69 points	Does Not Meet Performance Standards

Indicator	Measure	Points Available	Points Earned	Explanation	Data Source
Educational Program Compliance	1(a)	4	4	The school received all possible points because it has fully implemented all essential or innovative features of its education and operational program and met all mission-specific goals included in its charter contract.	SCSC: Monitoring Activities
	1(b)	4	4	The school received all possible points because it received no findings indicating the school is out of compliance with all applicable laws, rules, regulations, and provisions of its charter contract relating to state education requirements.	SCSC: Monitoring Activities
	1(c)	4	4	The school received all possible points because it received no findings indicating the school is out of compliance with applicable laws, rules, regulations, and provisions of its charter contract relating to federal education requirements.	SCSC: Monitoring Activities
	1(d)	4	4	The school received all possible points because it complied with applicable laws, rules, regulations, and provisions of its charter contract relating to relevant reporting requirements.	SCSC: Monitoring Activities
Governance, Ethics and Transparency	2(a)	5	5	The school received all possible points because the school is complying with all applicable general governance requirements.	SCSC: Monitoring Activities
	2(b)	5	5	The school received all possible points because the school complied with the Georgia Open Meetings Act and Open Records Act requirements, and its budget was approved in accordance with state law.	SCSC: Monitoring Activities
	2(c)	5	5	The school received all possible points because all governing board members completed required training through the SCSC or approved alternate provider.	SCSC: Monitoring Activities
	2(d)	5	5	The school received all possible points because it complied with all applicable regulations relating to operating transparently and effectively communicating with stakeholders.	SCSC: Monitoring Activities
Obligations to Students	3(a)	6	6	The school received all possible points because it complied with all applicable laws, rules, regulations, provisions of its charter contract, and its policies relating to the rights of students.	SCSC: Monitoring Activities
	3(b)	6	0	The school did not receive any points because it failed to comply with at least one applicable law, rule, or regulation relating to the treatment of students with identified disabilities and those suspected of having a disability. Specifically, the Georgia Department of Education's Office of Federal Programs and Division for Exceptional Children found the school out of compliance with IDEA after a systemic formal complaint investigation.	GaDOE: Division for Exceptional Children

	3(c)	6	6	The school received all possible points because it protects the rights of English Learners (ELs).	SCSC: Monitoring Activities
Employer Qualifications, Evaluations and Criminal Records	4(a)	6	6	The school received all possible points because it complied with regulations relating to employee qualifications, employee evaluations, and criminal background checks.	SCSC: Monitoring Activities
	4(b)	6	6	The school received all possible points because it complied with all applicable regulations relating to employment considerations.	SCSC: Monitoring Activities
	4(c)	6	6	The school received all possible points because it complied with all applicable regulations relating to employment considerations.	SCSC: Monitoring Activities
School Environment	5(a)	6	4	The school received partial points because the school failed to comply with at least one applicable law, rule or regulation regarding facilities, but remedied the finding(s) and regained compliance. Specifically, the school received two findings in its FY25 SCSC Monitoring Results for its fire drill schedule and certificate of insurance, but made reasonable efforts to remediate the findings to regain compliance.	SCSC: Monitoring Results
	5(b)	6	4	The school received partial points because it failed to comply with all applicable regulations relating to safety and the protection of student and employee health, but remedied the finding(s) and regained compliance. Specifically, the school received a finding in its FY25 SCSC Monitoring Results for its mandated process for student reporting of alleged sexually inappropriate behavior, but made reasonable efforts to remediate the finding to regain compliance.	SCSC: Monitoring Results
	5(c)	6	6	The school received all possible points because it complied with applicable regulations relating to providing required federal notices and the handling of information and stakeholder communication.	SCSC: Monitoring Activities
Additional Obligations	6(a)	4	4	The school received all possible points because school complied with all other legal, statutory, regulatory, or contractual requirements, that are not otherwise explicitly addressed in the Operational Standards.	SCSC: Monitoring Activities
	6(b)	6	6	The school received all possible points because it remedied noncompliance after proper notification.	SCSC: Monitoring Activities

Overall Points
90



**COMPREHENSIVE PERFORMANCE
FRAMEWORK**
for State Charter School Evaluation

Atlanta Unbound Academy

Section	Designation
Academic Performance	Approaches Standards
Financial Performance	Approaches Standards
Operational Performance	Meets Standards

Performance Track Record Across the Term				
Section	2021-22	2022-23	2023-24	2024-25
Academic Performance	Meets	Meets	Varied	APP
Financial Performance	95	85	75/60	40/75
Operational Performance	88	62	69	92

SECTION I: ACADEMIC PERFORMANCE

Overall Designation
Approaches Standards

Explanation
The school earned an Approaches designation because it performed no more than two (2) points lower than the comparison on at least one academic measure in each grade band served.

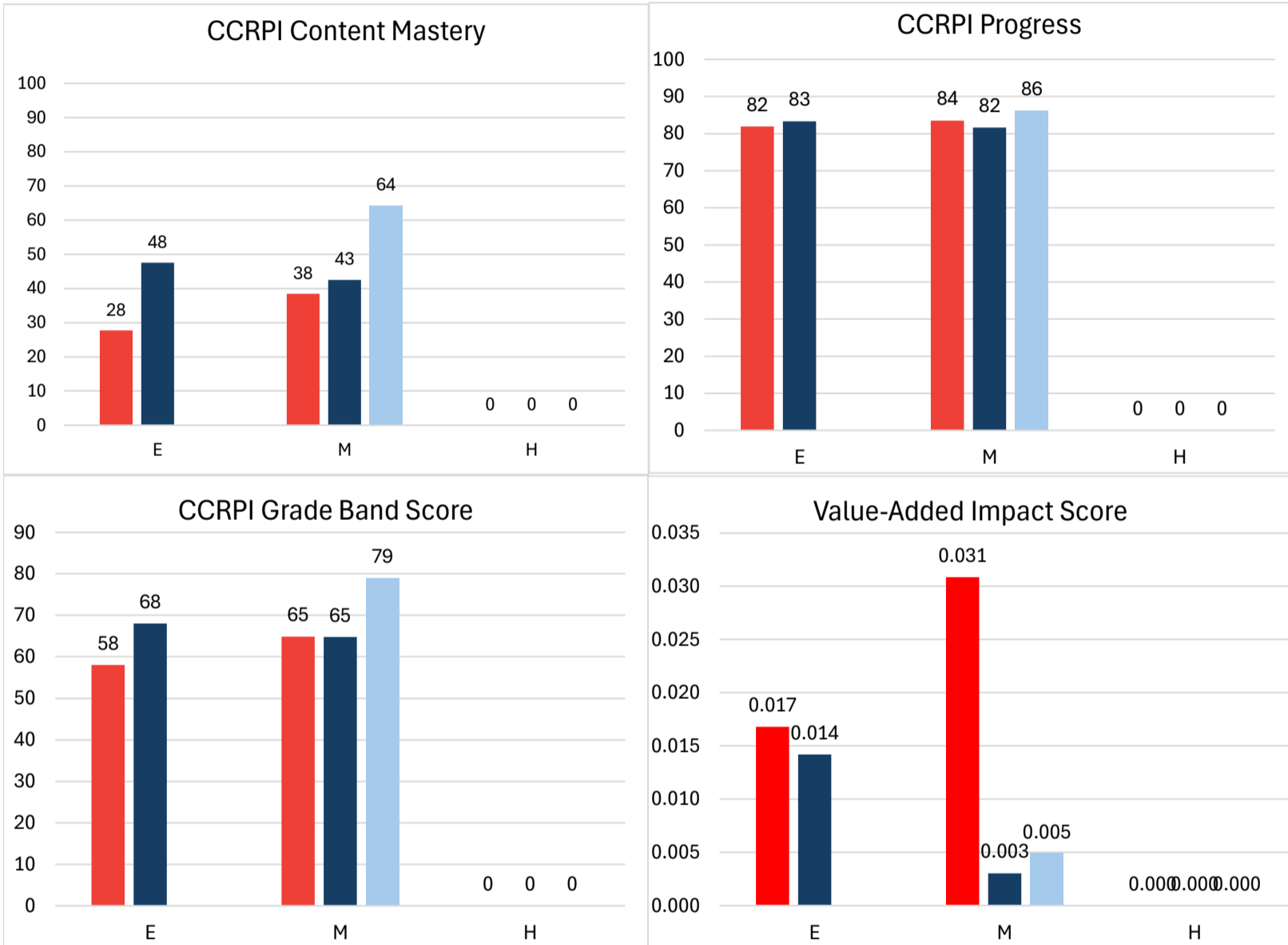
Overall Designations	
Exceeds	Outperforms by 10 or more points in all grade bands served on any one of combination of measures
Meets	Outperforms by at least 1 point in all grade bands served on any one or combination of measures.
Approaches	Performs no more than 2 points below in all grade bands served on any one or combination of measures.
Varied	Varied performance across grade bands. The school meets or exceeds in one grade band(s) and does not meet in the other(s).
Does Not Meet	Performs below in all grade bands served across all measures.

Indicator	Measure	Grade Band	Grade Band Designation
Grade Band Measures	CCRPI Content Mastery	E	DNM
		M	DNM
		H	--
	CCRPI Progress	E	Approaches
		M	Meets
		H	--
	CCRPI Grade Band Score	E	DNM
		M	Approaches
		H	--
	Value-Added Impact Scores	E	DNM
		M	DNM
		H	--

Grade Band Designations	
Exceeds	Outperforms by 10 or more points
Meets	Outperforms by at least 1 point
Approaches	Performs no more than 2 points below
Does Not Meet	Performs more than 2 points below

ACADEMIC PERFORMANCE BAR CHARTS

■ SCSC School Score ■ School-Level Comparison ■ District-Weighted Comparison



Atlanta Unbound Academy

SECTION II: FINANCIAL PERFORMANCE- New Method

Overall Designation
Approaches Standards

Overall Designations	
80 points or more on both indicators	Meets Performance Standards
Any combination of scores otherwise noted for Meets and Does Not Meet designations	Approaches Performance Standards
69 points or less on both indicators	Does Not Meet Performance Standards

Indicator	Measure	Points Available	Points Earned	Measure Name	Measure Value	Data Source
Near Term Measures	1(a)	15	0	Current Ratio	0.656	School Audit Report: Governmental Funds- Balance Sheet
	1(b)	20	10	Unrestricted Days Cash	23	School Audit Report: Governmental Funds- Balance Sheet & Statement of Revenues, Expenditures, and Changes in Fund Balance
	1(c)	25	20	Annual Debt to Income	0.000%	School Audit Report: Statement of Revenues, Expenditures, and Changes in Fund Balance
	1(d)	10	10	Default	No	School Audit Report: Notes
Sustainability Measures	1(e)	15	0	Aggregated Efficiency Margin	-11.022%	School Audit Report: Statement of Activities (most recent 3yrs if available), Notes-Pension Plan
	1(f)	15	0	Debt to Asset Ratio	101.232%	School Audit Report: Statement of Net Position

Indicator 1: Fiscal Viability, Points and Designation:	40	Does Not Meet
---	-----------	----------------------

Indicator	Measure	Points Available	Points Earned	Measure Name	Explanation	Data Source
Financial Management and Oversight	2(a)	20	20	GAAP Standards	Did the school submit a clean audit?-Yes	School's Independent Annual Financial Audit
	2(b)	15	0	Federal Requirements	The school did not receive any points because it failed to comply with one or more material provisions of the Federal requirements. Specifically, the school received a finding in its FY25 SCSC Monitoring Letter regarding its property records, and failed to demonstrate reasonable efforts to remediate all findings to regain compliance.	GADOE: Federal Program Monitoring/SCSC Monitoring
	2(c)	15	15	LUA Manual	The school received all possible points because it compiled with all material provisions of the LUA manual.	SCSC Monitoring
	2(d)	20	20	School's Policies	The school received all possible points because it compiled with all material provisions of the school's own policies.	SCSC Monitoring
	2(e)	10	0	Enrollment Variance	40.240%	SCSC Annual Enrollment Projection Form & GADOE: Data Collections, Student Enrollment by Grade Level
	2(f)	20	20	Timely Audit Submission	Did the school submit its audit by Nov. 1?-Yes	School Audit Report

Indicator 2: Fiscal Management & Oversight, Points and Designation:	75	Approaches
--	-----------	-------------------

By Financial Indicator Performance Expectations	
80-100 points	Meets Performance Standards
70-79 points	Approaches Performance Standards
0-69 points	Does Not Meet Performance Standards

Atlanta Unbound Academy

SECTION II: FINANCIAL PERFORMANCE- Old Method

Overall Designation
Approaches Standards

Overall Designations	
80 points or more on both indicators	Meets Performance Standards
Any combination of scores otherwise noted for Meets and Does Not Meet designations	Approaches Performance Standards
69 points or less on both indicators	Does Not Meet Performance Standards

Indicator	Measure	Points Available	Points Earned	Measure Name	Measure Value	Data Source
Near Term Measures	1(a)	15	0	Current Ratio	0.656	School Audit Report: Governmental Funds- Balance Sheet
	1(b)	20	10	Unrestricted Days Cash	22	School Audit Report: Governmental Funds- Balance Sheet & Statement of Revenues, Expenditures, and Changes in Fund Balance
	1(c)	20	20	Annual Debt to Income	0.000%	School Audit Report: Statement of Revenues, Expenditures, and Changes in Fund Balance
	1(d)	10	10	Default	No	School Audit Report: Notes
Sustainability Measures	1(e)	15	0	Aggregated Efficiency Margin	-11.022%	School Audit Report: Statement of Activities (most recent 3yrs if available), Notes-Pension Plan
	1(f)	20	0	Debt to Asset Ratio	101.232%	School Audit Report: Statement of Net Position

Indicator 1: Fiscal Viability, Points and Designation:	40	Does Not Meet
---	-----------	----------------------

Indicator	Measure	Points Available	Points Earned	Measure Name	Explanation	Data Source
Financial Management and Oversight	2(a)	20	20	GAAP Standards	Did the school submit a clean audit?-Yes	School's Independent Annual Financial Audit
	2(b)	15	0	Federal Requirements	The school did not receive any points because it failed to comply with one or more material provisions of the Federal requirements. Specifically, the school received a finding in its FY25 SCSC Monitoring Letter regarding its property records, and failed to demonstrate reasonable efforts to remediate all findings to regain compliance.	GADOE: Federal Program Monitoring/SCSC Monitoring
	2(c)	15	15	LUA Manual	The school received all possible points because it compiled with all material provisions of the LUA manual.	SCSC Monitoring
	2(d)	20	20	School's Policies	The school received all possible points because it compiled with all material provisions of the school's own policies.	SCSC Monitoring
	2(e)	10	0	Enrollment Variance	40.240%	SCSC Annual Enrollment Projection Form & GADOE: Data Collections, Student Enrollment by Grade Level
	2(f)	20	20	Timely Audit Submission	Did the school submit its audit by Nov. 1?-Yes	School Audit Report

Indicator 2: Fiscal Management & Oversight, Points and Designation:	75	Approaches
--	-----------	-------------------

By Financial Indicator Performance Expectations	
80-100 points	Meets Performance Standards
70-79 points	Approaches Performance Standards
0-69 points	Does Not Meet Performance Standards

Atlanta Unbound Academy

SECTION III: OPERATIONAL PERFORMANCE


Overall Designation
Meets Standards

Overall Operations Performance Expectations	
80-100 points	Meets Performance Standards
70-79 points	Approaches Performance Standards
0-69 points	Does Not Meet Performance Standards

Indicator	Measure	Points Available	Points Earned	Explanation	Data Source
Educational Program Compliance	1(a)	4	4	The school received all possible points because it has fully implemented all essential or innovative features of its education and operational program and met all mission-specific goals included in its charter contract.	SCSC: Monitoring Activities
	1(b)	4	4	The school received all possible points because it received no findings indicating the school is out of compliance with all applicable laws, rules, regulations, and provisions of its charter contract relating to state education requirements.	SCSC: Monitoring Activities
	1(c)	4	4	The school received all possible points because it received no findings indicating the school is out of compliance with applicable laws, rules, regulations, and provisions of its charter contract relating to federal education requirements.	SCSC: Monitoring Activities
	1(d)	4	2	The school received partial points because it failed to comply with two or fewer relevant reporting requirements but complied with all others. Specifically, the Georgia Department of Education reported that the school did not submit its DE46 Actual Budget on time.	GaDOE: Financial Reports
Governance, Ethics and Transparency	2(a)	5	5	The school received all possible points because the school is complying with all applicable general governance requirements.	SCSC: Monitoring Activities
	2(b)	5	5	The school received all possible points because the school complied with the Georgia Open Meetings Act and Open Records Act requirements, and its budget was approved in accordance with state law.	SCSC: Monitoring Activities
	2(c)	5	3	The school failed to take action to ensure that all governing board members comply with the Governance Training Requirement; however, the school ensured that at least 75% of its governing board members complied with the Governance Training Requirement.	SCSC: Training Rosters
	2(d)	5	5	The school received all possible points because it complied with all applicable regulations relating to operating transparently and effectively communicating with stakeholders.	SCSC: Monitoring Activities
Obligations to Students	3(a)	6	6	The school received all possible points because it complied with all applicable laws, rules, regulations, provisions of its charter contract, and its policies relating to the rights of students.	SCSC: Monitoring Activities
	3(b)	6	6	The school received all possible points because it complied with all regulations relating to the treatment of students with identified disabilities and those suspected of having a disability.	SCSC: Monitoring Activities

Obligations to Students	3(c)	6	4	The school received partial points because the school failed to comply with at least one applicable regulation relating to EL requirements, but the school adequately remedied its finding(s) and regained compliance. Specifically, the school received a finding in its FY25 SCSC Monitoring Results for its procedure for identifying and serving English Learners (EL) but made reasonable efforts to remediate the finding to regain compliance.	SCSC: Monitoring Results
Employer Qualifications, Evaluations and Criminal Records	4(a)	6	6	The school received all possible points because it complied with regulations relating to employee qualifications, employee evaluations, and criminal background checks.	SCSC: Monitoring Activities
	4(b)	6	6	The school received all possible points because it complied with all applicable regulations relating to employment considerations.	SCSC: Monitoring Activities
	4(c)	6	6	The school received all possible points because it complied with all applicable regulations relating to employment considerations.	SCSC: Monitoring Activities
School Environment	5(a)	6	6	The school received all possible points because it complied with facilities requirements.	SCSC: Monitoring Activities
	5(b)	6	4	The school received partial points because it failed to comply with all applicable regulations relating to safety and the protection of student and employee health, but remedied the finding(s) and regained compliance. Specifically, the school received a finding in its FY25 SCSC Monitoring Results for its policy on identifying and reporting child abuse but made reasonable efforts to remediate the finding to regain compliance.	SCSC: Monitoring Results
	5(c)	6	6	The school received all possible points because it complied with applicable regulations relating to providing required federal notices and the handling of information and stakeholder communication.	SCSC: Monitoring Activities
Additional Obligations	6(a)	4	4	The school received all possible points because school complied with all other legal, statutory, regulatory, or contractual requirements, that are not otherwise explicitly addressed in the Operational Standards.	SCSC: Monitoring Activities
	6(b)	6	6	The school received all possible points because it remedied noncompliance after proper notification.	SCSC: Monitoring Activities

Overall Points
92



**COMPREHENSIVE PERFORMANCE
FRAMEWORK**
for State Charter School Evaluation

Baconton Community Charter School

Section	Designation
Academic Performance	Exceeds Standards
Financial Performance	Approaches Standards
Operational Performance	Meets Standards

Performance Track Record Across the Term				
Section	2021-22	2022-23	2023-24	2024-25
Academic Performance	Meets	Meets	Exceeds	Exceeds
Financial Performance	95	100	100/100	100/70
Operational Performance	80	72	87	100

Baconton Community Charter School

SECTION I: ACADEMIC PERFORMANCE

Overall Designation
Exceeds Standards

Explanation
The school earned an Exceeds designation because it outperformed the comparison score by 10 or more points on at least one academic measure in each grade band served.

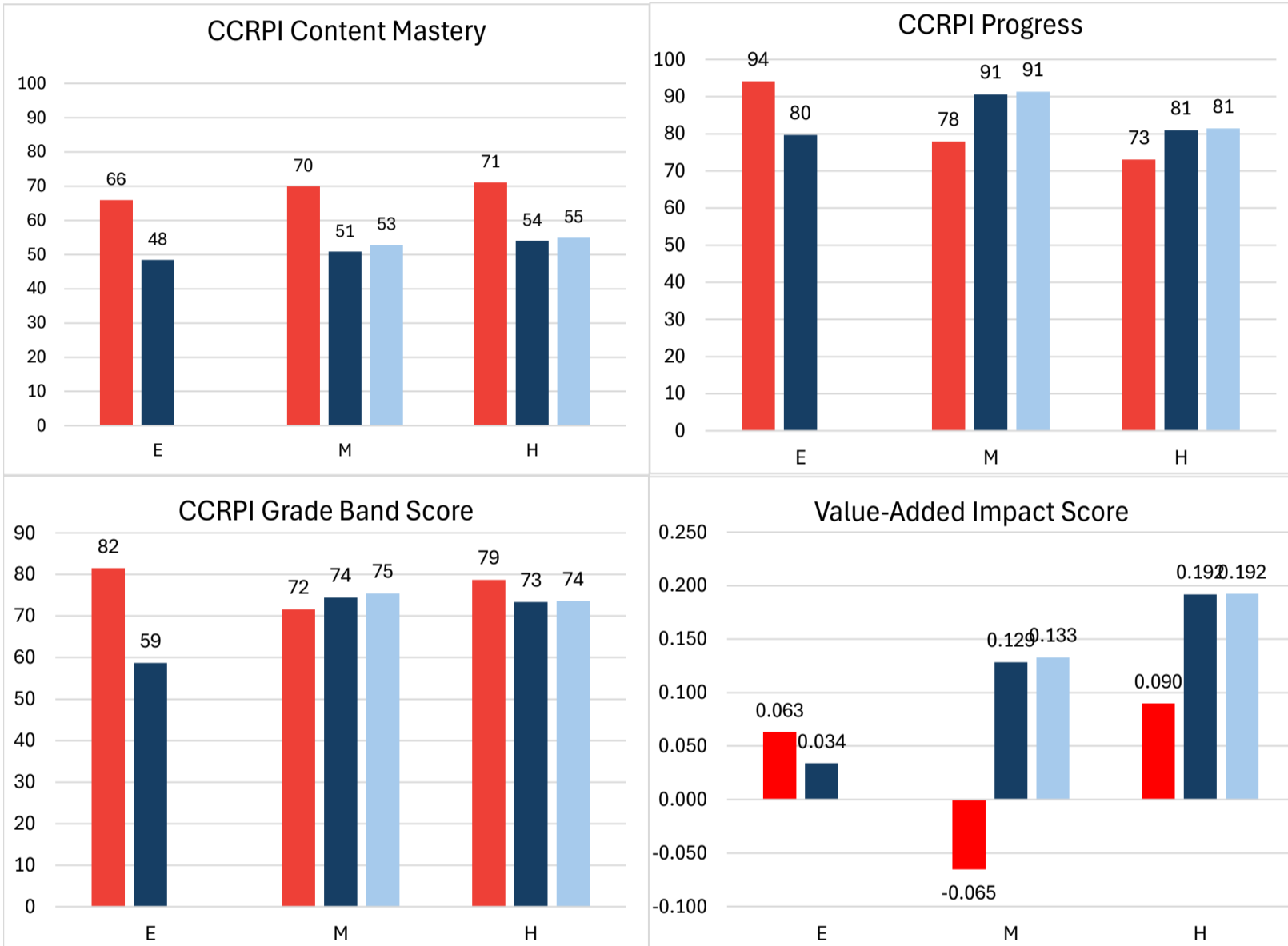
Overall Designations	
Exceeds	Outperforms by 10 or more points in all grade bands served on any one of combination of measures
Meets	Outperforms by at least 1 point in all grade bands served on any one or combination of measures.
Approaches	Performs no more than 2 points below in all grade bands served on any one or combination of measures.
Varied	Varied performance across grade bands. The school meets or exceeds in one grade band(s) and does not meet in the other(s).
Does Not Meet	Performs below in all grade bands served across all measures.

Indicator	Measure	Grade Band	Grade Band Designation
Grade Band Measures	CCRPI Content Mastery	E	Exceeds
		M	Exceeds
		H	Exceeds
	CCRPI Progress	E	Exceeds
		M	DNM
		H	DNM
	CCRPI Grade Band Score	E	Exceeds
		M	Approaches
		H	Meets
	Value-Added Impact Scores	E	DNM
		M	DNM
		H	DNM

Grade Band Designations	
Exceeds	Outperforms by 10 or more points
Meets	Outperforms by at least 1 point
Approaches	Performs no more than 2 points below
Does Not Meet	Performs more than 2 points below

ACADEMIC PERFORMANCE BAR CHARTS

■ SCSC School Score ■ School-Level Comparison ■ District-Weighted Comparison



Baconton Community Charter School

SECTION II: FINANCIAL PERFORMANCE- New Method

Overall Designation
Approaches Standards

Overall Designations	
80 points or more on both indicators	Meets Performance Standards
Any combination of scores otherwise noted for Meets and Does Not Meet designations	Approaches Performance Standards
69 points or less on both indicators	Does Not Meet Performance Standards

Indicator	Measure	Points Available	Points Earned	Measure Name	Measure Value	Data Source
Near Term Measures	1(a)	15	15	Current Ratio	3.001	School Audit Report: Governmental Funds- Balance Sheet
	1(b)	20	20	Unrestricted Days Cash	134	School Audit Report: Governmental Funds- Balance Sheet & Statement of Revenues, Expenditures, and Changes in Fund Balance
	1(c)	25	25	Annual Debt to Income	2.503%	School Audit Report: Statement of Revenues, Expenditures, and Changes in Fund Balance
	1(d)	10	10	Default	No	School Audit Report: Notes
Sustainability Measures	1(e)	15	15	Aggregated Efficiency Margin	6.489%	School Audit Report: Statement of Activities (most recent 3yrs if available), Notes-Pension Plan
	1(f)	15	15	Debt to Asset Ratio	39.679%	School Audit Report: Statement of Net Position

Indicator 1: Fiscal Viability, Points and Designation:	100	Meets
---	------------	--------------

Indicator	Measure	Points Available	Points Earned	Measure Name	Explanation	Data Source
Financial Management and Oversight	2(a)	20	20	GAAP Standards	Did the school submit a clean audit?-Yes	School's Independent Annual Financial Audit
	2(b)	15	10	Federal Requirements	The school received partial points because it failed to comply with at least one material provision of the Federal Requirements, but adequately remedied its finding(s) and regained compliance. Specifically, the school received a finding in its FY25 SCSC Monitoring Letter regarding its property records, but made reasonable efforts to remediate the finding to regain compliance.	GADOE: Federal Program Monitoring/SCSC Monitoring
	2(c)	15	15	LUA Manual	The school received all possible points because it compiled with all material provisions of the LUA manual.	SCSC Monitoring
	2(d)	20	0	School's Policies	The school did not receive any points because it failed to comply with one or more material provisions of the school's own policies. Specifically, the school received	SCSC Monitoring
	2(e)	10	5	Enrollment Variance	3.520%	SCSC Annual Enrollment Projection Form & GADOE: Data Collections, Student Enrollment by Grade Level
	2(f)	20	20	Timely Audit Submission	Did the school submit its audit by Nov. 1?-Yes	School Audit Report

Indicator 2: Fiscal Management & Oversight, Points and Designation:	70	Approaches
--	-----------	-------------------

By Financial Indicator Performance Expectations	
80-100 points	Meets Performance Standards
70-79 points	Approaches Performance Standards
0-69 points	Does Not Meet Performance Standards

Baconton Community Charter School

SECTION II: FINANCIAL PERFORMANCE- Old Method

Overall Designation
Approaches Standards

Overall Designations	
80 points or more on both indicators	Meets Performance Standards
Any combination of scores otherwise noted for Meets and Does Not Meet designations	Approaches Performance Standards
69 points or less on both indicators	Does Not Meet Performance Standards

Indicator	Measure	Points Available	Points Earned	Measure Name	Measure Value	Data Source
Near Term Measures	1(a)	15	15	Current Ratio	3.001	School Audit Report: Governmental Funds- Balance Sheet
	1(b)	20	20	Unrestricted Days Cash	134	School Audit Report: Governmental Funds- Balance Sheet & Statement of Revenues, Expenditures, and Changes in Fund Balance
	1(c)	20	20	Annual Debt to Income	2.503%	School Audit Report: Statement of Revenues, Expenditures, and Changes in Fund Balance
	1(d)	10	10	Default	No	School Audit Report: Notes
Sustainability Measures	1(e)	15	15	Aggregated Efficiency Margin	6.489%	School Audit Report: Statement of Activities (most recent 3yrs if available), Notes-Pension Plan
	1(f)	20	20	Debt to Asset Ratio	39.679%	School Audit Report: Statement of Net Position

Indicator 1: Fiscal Viability, Points and Designation:	100	Meets
---	------------	--------------

Indicator	Measure	Points Available	Points Earned	Measure Name	Explanation	Data Source
Financial Management and Oversight	2(a)	20	20	GAAP Standards	Did the school submit a clean audit?-Yes	School's Independent Annual Financial Audit
	2(b)	15	10	Federal Requirements	The school received partial points because it failed to comply with at least one material provision of the Federal Requirements, but adequately remedied its finding(s) and regained compliance. Specifically, the school received a finding in its FY25 SCSC Monitoring Letter regarding its property records, but made reasonable efforts to remediate the finding to regain compliance.	GADOE: Federal Program Monitoring/SCSC Monitoring
	2(c)	15	15	LUA Manual	The school received all possible points because it complied with all material provisions of the LUA manual.	SCSC Monitoring
	2(d)	20	0	School's Policies	The school did not receive any points because it failed to comply with one or more material provisions of the school's own policies. Specifically, the school received	SCSC Monitoring
	2(e)	10	5	Enrollment Variance	3.520%	SCSC Annual Enrollment Projection Form & GADOE: Data Collections, Student Enrollment by Grade Level
	2(f)	20	20	Timely Audit Submission	Did the school submit its audit by Nov. 1?-Yes	School Audit Report

Indicator 2: Fiscal Management & Oversight, Points and Designation:	70	Approaches
--	-----------	-------------------

By Financial Indicator Performance Expectations	
80-100 points	Meets Performance Standards
70-79 points	Approaches Performance Standards
0-69 points	Does Not Meet Performance Standards

Baconton Community Charter School

SECTION III: OPERATIONAL PERFORMANCE


Overall Designation
Meets Standards

Overall Operations Performance Expectations	
80-100 points	Meets Performance Standards
70-79 points	Approaches Performance Standards
0-69 points	Does Not Meet Performance Standards

Indicator	Measure	Points Available	Points Earned	Explanation	Data Source
Educational Program Compliance	1(a)	4	4	The school received all possible points because it has fully implemented all essential or innovative features of its education and operational program and met all mission-specific goals included in its charter contract.	SCSC: Monitoring Activities
	1(b)	4	4	The school received all possible points because it received no findings indicating the school is out of compliance with all applicable laws, rules, regulations, and provisions of its charter contract relating to state education requirements.	SCSC: Monitoring Activities
	1(c)	4	4	The school received all possible points because it received no findings indicating the school is out of compliance with applicable laws, rules, regulations, and provisions of its charter contract relating to federal education requirements.	SCSC: Monitoring Activities
	1(d)	4	4	The school received all possible points because it complied with applicable laws, rules, regulations, and provisions of its charter contract relating to relevant reporting requirements.	SCSC: Monitoring Activities
Governance, Ethics and Transparency	2(a)	5	5	The school received all possible points because the school is complying with all applicable general governance requirements.	SCSC: Monitoring Activities
	2(b)	5	5	The school received all possible points because the school complied with the Georgia Open Meetings Act and Open Records Act requirements, and its budget was approved in accordance with state law.	SCSC: Monitoring Activities
	2(c)	5	5	The school received all possible points because all governing board members completed required training through the SCSC or approved alternate provider.	SCSC: Monitoring Activities
	2(d)	5	5	The school received all possible points because it complied with all applicable regulations relating to operating transparently and effectively communicating with stakeholders.	SCSC: Monitoring Activities
Obligations to Students	3(a)	6	6	The school received all possible points because it complied with all applicable laws, rules, regulations, provisions of its charter contract, and its policies relating to the rights of students.	SCSC: Monitoring Activities
	3(b)	6	6	The school received all possible points because it complied with all regulations relating to the treatment of students with identified disabilities and those suspected of having a disability.	SCSC: Monitoring Activities
	3(c)	6	6	The school received all possible points because it protects the rights of English Learners (ELs).	SCSC: Monitoring Activities
	4(a)	6	6	The school received all possible points because it complied with regulations relating to employee qualifications, employee evaluations, and criminal background checks.	SCSC: Monitoring Activities

Employer Qualifications, Evaluations and Criminal Records	4(b)	6	6	The school received all possible points because it complied with all applicable regulations relating to employment considerations.	SCSC: Monitoring Activities
	4(c)	6	6	The school received all possible points because it complied with all applicable regulations relating to employment considerations.	SCSC: Monitoring Activities
School Environment	5(a)	6	6	The school received all possible points because it complied with facilities requirements.	SCSC: Monitoring Activities
	5(b)	6	6	The school received all possible points because it complied with all applicable regulations relating to safety and the protection of student and employee health.	SCSC: Monitoring Activities
	5(c)	6	6	The school received all possible points because it complied with applicable regulations relating to providing required federal notices and the handling of information and stakeholder communication.	SCSC: Monitoring Activities
Additional Obligations	6(a)	4	4	The school received all possible points because school complied with all other legal, statutory, regulatory, or contractual requirements, that are not otherwise explicitly addressed in the Operational Standards.	SCSC: Monitoring Activities
	6(b)	6	6	The school received all possible points because it remedied noncompliance after proper notification.	SCSC: Monitoring Activities

Overall Points
100



**COMPREHENSIVE PERFORMANCE
FRAMEWORK**
for State Charter School Evaluation

BIA Charter School

Section	Designation
Academic Performance	Exceeds Standards
Financial Performance	Meets Standards
Operational Performance	Meets Standards

Performance Track Record Across the Term				
Section	2021-22	2022-23	2023-24	2024-25
Academic Performance	Meets	Meets	Exceeds	Exceeds
Financial Performance	95	90	90/90	90/90
Operational Performance	90	73	69	94

SECTION I: ACADEMIC PERFORMANCE

Overall Designation
Exceeds Standards

Explanation
The school earned an Exceeds designation because it outperformed the comparison score by 10 or more points on at least one academic measure in each grade band served.

Overall Designations	
Exceeds	Outperforms by 10 or more points in all grade bands served on any one of combination of measures
Meets	Outperforms by at least 1 point in all grade bands served on any one or combination of measures.
Approaches	Performs no more than 2 points below in all grade bands served on any one or combination of measures.
Varied	Varied performance across grade bands. The school meets or exceeds in one grade band(s) and does not meet in the other(s).
Does Not Meet	Performs below in all grade bands served across all measures.

Indicator	Measure	Grade Band	Grade Band Designation
Grade Band Measures	CCRPI Content Mastery	E	Exceeds
		M	Exceeds
		H	--
	CCRPI Progress	E	Exceeds
		M	Exceeds
		H	--
	CCRPI Grade Band Score	E	Exceeds
		M	Exceeds
		H	--
	Value-Added Impact Scores	E	Meets
		M	Meets
		H	--

Grade Band Designations	
Exceeds	Outperforms by 10 or more points
Meets	Outperforms by at least 1 point
Approaches	Performs no more than 2 points below
Does Not Meet	Performs more than 2 points below

ACADEMIC PERFORMANCE BAR CHARTS

■ SCSC School Score ■ School-Level Comparison ■ District-Weighted Comparison



BIA Charter School

SECTION II: FINANCIAL PERFORMANCE- New Method

Overall Designation	
Meets Standards	

Overall Designations	
80 points or more on both indicators	Meets Performance Standards
Any combination of scores otherwise noted for Meets and Does Not Meet designations	Approaches Performance Standards
69 points or less on both indicators	Does Not Meet Performance Standards

Indicator	Measure	Points Available	Points Earned	Measure Name	Measure Value	Data Source
Near Term Measures	1(a)	15	15	Current Ratio	9.635	School Audit Report: Governmental Funds- Balance Sheet
	1(b)	20	20	Unrestricted Days Cash	173	School Audit Report: Governmental Funds- Balance Sheet & Statement of Revenues, Expenditures, and Changes in Fund Balance
	1(c)	25	15	Annual Debt to Income	9.879%	School Audit Report: Statement of Revenues, Expenditures, and Changes in Fund Balance
	1(d)	10	10	Default	No	School Audit Report: Notes
Sustainability Measures	1(e)	15	15	Aggregated Efficiency Margin	9.400%	School Audit Report: Statement of Activities (most recent 3yrs if available), Notes-Pension Plan
	1(f)	15	15	Debt to Asset Ratio	70.990%	School Audit Report: Statement of Net Position

Indicator 1: Fiscal Viability, Points and Designation:	90	Meets
---	-----------	--------------

Indicator	Measure	Points Available	Points Earned	Measure Name	Explanation	Data Source
Financial Management and Oversight	2(a)	20	20	GAAP Standards	Did the school submit a clean audit?-Yes	School's Independent Annual Financial Audit
	2(b)	15	10	Federal Requirements	The school received partial points because it failed to comply with at least one material provision of the Federal Requirements, but adequately remedied its finding(s) and regained compliance. Specifically, the school received a finding in its FY25 SCSC Monitoring Letter regarding its property records, but made reasonable efforts to remediate the finding to regain compliance.	GADOE: Federal Program Monitoring/SCSC Monitoring
	2(c)	15	15	LUA Manual	The school received all possible points because it compiled with all material provisions of the LUA manual.	SCSC Monitoring
	2(d)	20	20	School's Policies	The school received all possible points because it compiled with all material provisions of the school's own policies.	SCSC Monitoring
	2(e)	10	5	Enrollment Variance	6.595%	SCSC Annual Enrollment Projection Form & GADOE: Data Collections, Student Enrollment by Grade Level
	2(f)	20	20	Timely Audit Submission	Did the school submit its audit by Nov. 1?-Yes	School Audit Report

Indicator 2: Fiscal Management & Oversight, Points and Designation:	90	Meets
--	-----------	--------------

By Financial Indicator Performance Expectations	
80-100 points	Meets Performance Standards
70-79 points	Approaches Performance Standards
0-69 points	Does Not Meet Performance Standards

BIA Charter School

SECTION II: FINANCIAL PERFORMANCE- Old Method

Overall Designation	
Meets Standards	

Overall Designations	
80 points or more on both indicators	Meets Performance Standards
Any combination of scores otherwise noted for Meets and Does Not Meet designations	Approaches Performance Standards
69 points or less on both indicators	Does Not Meet Performance Standards

Indicator	Measure	Points Available	Points Earned	Measure Name	Measure Value	Data Source
Near Term Measures	1(a)	15	15	Current Ratio	9.635	School Audit Report: Governmental Funds- Balance Sheet
	1(b)	20	20	Unrestricted Days Cash	137	School Audit Report: Governmental Funds- Balance Sheet & Statement of Revenues, Expenditures, and Changes in Fund Balance
	1(c)	20	10	Annual Debt to Income	9.879%	School Audit Report: Statement of Revenues, Expenditures, and Changes in Fund Balance
	1(d)	10	10	Default	No	School Audit Report: Notes
Sustainability Measures	1(e)	15	15	Aggregated Efficiency Margin	9.400%	School Audit Report: Statement of Activities (most recent 3yrs if available), Notes-Pension Plan
	1(f)	20	20	Debt to Asset Ratio	70.990%	School Audit Report: Statement of Net Position

Indicator 1: Fiscal Viability, Points and Designation:	90	Meets
---	-----------	--------------

Indicator	Measure	Points Available	Points Earned	Measure Name	Explanation	Data Source
Financial Management and Oversight	2(a)	20	20	GAAP Standards	Did the school submit a clean audit?-Yes	School's Independent Annual Financial Audit
	2(b)	15	10	Federal Requirements	The school received partial points because it failed to comply with at least one material provision of the Federal Requirements, but adequately remedied its finding(s) and regained compliance. Specifically, the school received a finding in its FY25 SCSC Monitoring Letter regarding its property records, but made reasonable efforts to remediate the finding to regain compliance.	GADOE: Federal Program Monitoring/SCSC Monitoring
	2(c)	15	15	LUA Manual	The school received all possible points because it complied with all material provisions of the LUA manual.	SCSC Monitoring
	2(d)	20	20	School's Policies	The school received all possible points because it complied with all material provisions of the school's own policies.	SCSC Monitoring
	2(e)	10	5	Enrollment Variance	6.595%	SCSC Annual Enrollment Projection Form & GADOE: Data Collections, Student Enrollment by Grade Level
	2(f)	20	20	Timely Audit Submission	Did the school submit its audit by Nov. 1?-Yes	School Audit Report

Indicator 2: Fiscal Management & Oversight, Points and Designation:	90	Meets
--	-----------	--------------

By Financial Indicator Performance Expectations	
80-100 points	Meets Performance Standards
70-79 points	Approaches Performance Standards
0-69 points	Does Not Meet Performance Standards

BIA Charter School

SECTION III: OPERATIONAL PERFORMANCE


Overall Designation
Meets Standards

Overall Operations Performance Expectations	
80-100 points	Meets Performance Standards
70-79 points	Approaches Performance Standards
0-69 points	Does Not Meet Performance Standards

Indicator	Measure	Points Available	Points Earned	Explanation	Data Source
Educational Program Compliance	1(a)	4	4	The school received all possible points because it has fully implemented all essential or innovative features of its education and operational program and met all mission-specific goals included in its charter contract.	SCSC: Monitoring Activities
	1(b)	4	4	The school received all possible points because it received no findings indicating the school is out of compliance with all applicable laws, rules, regulations, and provisions of its charter contract relating to state education requirements.	SCSC: Monitoring Activities
	1(c)	4	4	The school received all possible points because it received no findings indicating the school is out of compliance with applicable laws, rules, regulations, and provisions of its charter contract relating to federal education requirements.	SCSC: Monitoring Activities
	1(d)	4	2	The school received partial points because it failed to comply with two or fewer relevant reporting requirements but complied with all others. Specifically, the Georgia Department of Education reported that the school did not submit its SR 2025 on time.	GaDOE: Data Collections On-Time Report
Governance, Ethics and Transparency	2(a)	5	5	The school received all possible points because the school is complying with all applicable general governance requirements.	SCSC: Monitoring Activities
	2(b)	5	5	The school received all possible points because the school complied with the Georgia Open Meetings Act and Open Records Act requirements, and its budget was approved in accordance with state law.	SCSC: Monitoring Activities
	2(c)	5	5	The school received all possible points because all governing board members completed required training through the SCSC or approved alternate provider.	SCSC: Monitoring Activities
	2(d)	5	5	The school received all possible points because it complied with all applicable regulations relating to operating transparently and effectively communicating with stakeholders.	SCSC: Monitoring Activities
Obligations to Students	3(a)	6	6	The school received all possible points because it complied with all applicable laws, rules, regulations, provisions of its charter contract, and its policies relating to the rights of students.	SCSC: Monitoring Activities
	3(b)	6	4	The school failed to comply with at least one regulation relating to the treatment of students with identified disabilities and those suspected of having a disability, but adequately remedied its finding(s) and regained compliance. Specifically, the school received a finding in its FY25 SCSC Monitoring Results for its procedural safeguards but made reasonable efforts to remediate the finding to regain compliance.	SCSC: Monitoring Results

	3(c)	6	6	The school received all possible points because it protects the rights of English Learners (ELs).	SCSC: Monitoring Activities
Employer Qualifications, Evaluations and Criminal Records	4(a)	6	6	The school received all possible points because it complied with regulations relating to employee qualifications, employee evaluations, and criminal background checks.	SCSC: Monitoring Activities
	4(b)	6	6	The school received all possible points because it complied with all applicable regulations relating to employment considerations.	SCSC: Monitoring Activities
	4(c)	6	6	The school received all possible points because it complied with all applicable regulations relating to employment considerations.	SCSC: Monitoring Activities
School Environment	5(a)	6	4	The school received partial points because the school failed to comply with at least one applicable law, rule or regulation regarding facilities, but remedied the finding(s) and regained compliance. Specifically, the school received a finding in its FY25 SCSC Monitoring Results for its certificate of insurance but made reasonable efforts to remediate the finding to regain compliance.	SCSC: Monitoring Results
	5(b)	6	6	The school received all possible points because it complied with all applicable regulations relating to safety and the protection of student and employee health.	SCSC: Monitoring Activities
	5(c)	6	6	The school received all possible points because it complied with applicable regulations relating to providing required federal notices and the handling of information and stakeholder communication.	SCSC: Monitoring Activities
Additional Obligations	6(a)	4	4	The school received all possible points because school complied with all other legal, statutory, regulatory, or contractual requirements, that are not otherwise explicitly addressed in the Operational Standards.	SCSC: Monitoring Activities
	6(b)	6	6	The school received all possible points because it remedied noncompliance after proper notification.	SCSC: Monitoring Activities

Overall Points
94



COMPREHENSIVE PERFORMANCE
FRAMEWORK
for State Charter School Evaluation

Cirrus Academy Charter School

Section	Designation
Academic Performance	Approaches Standards
Financial Performance	Approaches Standards
Operational Performance	Meets Standards

Performance Track Record Across the Term				
Section	2021-22	2022-23	2023-24	2024-25
Academic Performance	Meets	Meets	Exceeds	APP
Financial Performance	95	80	80/55	85/40
Operational Performance	78	64	80	82

Cirrus Academy Charter School

SECTION I: ACADEMIC PERFORMANCE

Overall Designation
Approaches Standards

Explanation
The school earned an Approaches designation because it performed no more than two (2) points lower than the comparison on at least one academic measure in each grade band served.

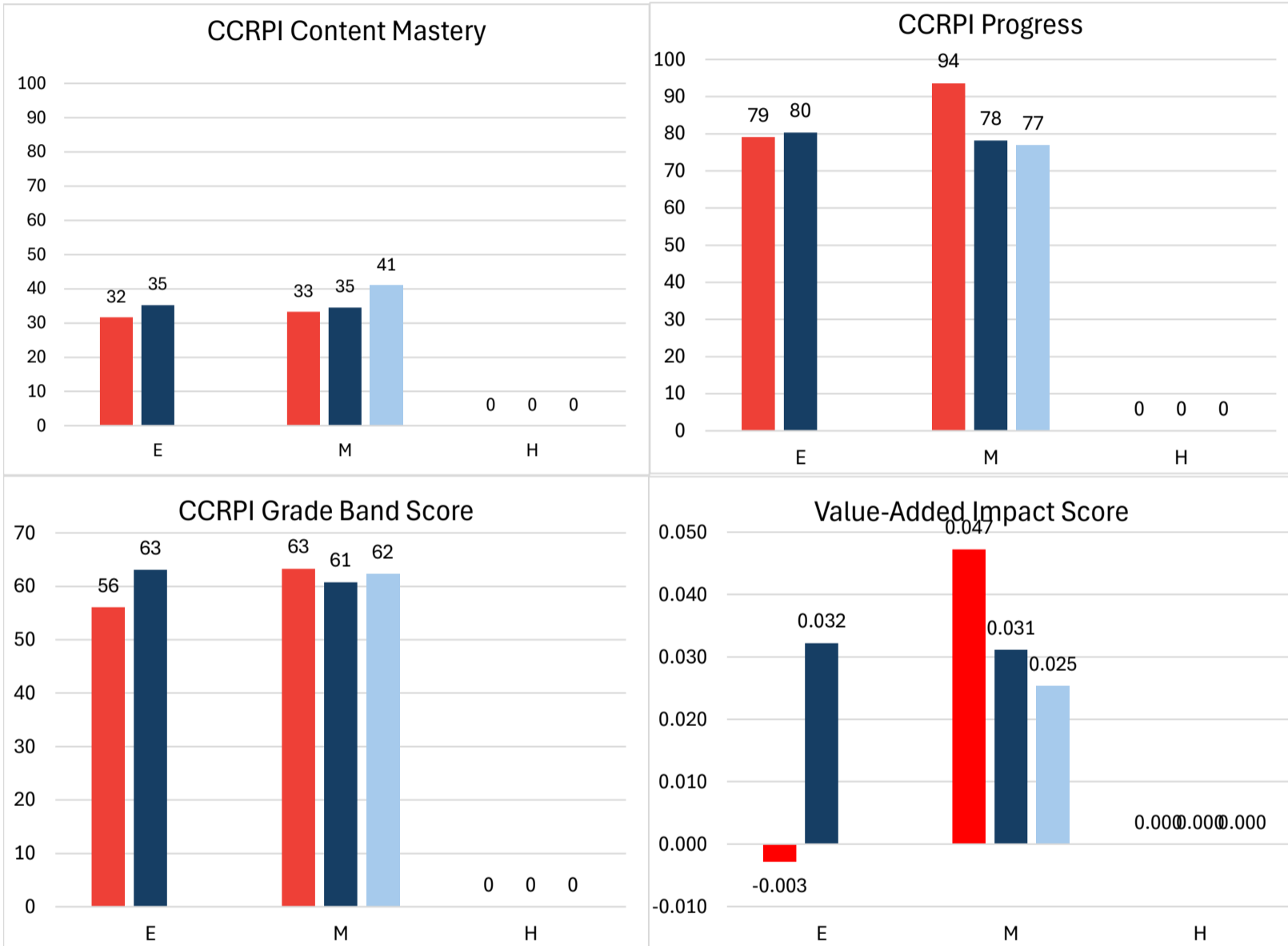
Overall Designations	
Exceeds	Outperforms by 10 or more points in all grade bands served on any one of combination of measures
Meets	Outperforms by at least 1 point in all grade bands served on any one or combination of measures.
Approaches	Performs no more than 2 points below in all grade bands served on any one or combination of measures.
Varied	Varied performance across grade bands. The school meets or exceeds in one grade band(s) and does not meet in the other(s).
Does Not Meet	Performs below in all grade bands served across all measures.

Indicator	Measure	Grade Band	Grade Band Designation
Grade Band Measures	CCRPI Content Mastery	E	DNM
		M	Approaches
		H	--
	CCRPI Progress	E	Approaches
		M	Exceeds
		H	--
	CCRPI Grade Band Score	E	DNM
		M	Meets
		H	--
	Value-Added Impact Scores	E	DNM
		M	DNM
		H	--

Grade Band Designations	
Exceeds	Outperforms by 10 or more points
Meets	Outperforms by at least 1 point
Approaches	Performs no more than 2 points below
Does Not Meet	Performs more than 2 points below

ACADEMIC PERFORMANCE BAR CHARTS

■ SCSC School Score ■ School-Level Comparison ■ District-Weighted Comparison



Cirrus Academy Charter School

SECTION II: FINANCIAL PERFORMANCE- New Method

Overall Designation
Approaches Standards

Overall Designations	
80 points or more on both indicators	Meets Performance Standards
Any combination of scores otherwise noted for Meets and Does Not Meet designations	Approaches Performance Standards
69 points or less on both indicators	Does Not Meet Performance Standards

Indicator	Measure	Points Available	Points Earned	Measure Name	Measure Value	Data Source
Near Term Measures	1(a)	15	15	Current Ratio	8.107	School Audit Report: Governmental Funds- Balance Sheet
	1(b)	20	20	Unrestricted Days Cash	105	School Audit Report: Governmental Funds- Balance Sheet & Statement of Revenues, Expenditures, and Changes in Fund Balance
	1(c)	25	15	Annual Debt to Income	9.946%	School Audit Report: Statement of Revenues, Expenditures, and Changes in Fund Balance
	1(d)	10	10	Default	No	School Audit Report: Notes
Sustainability Measures	1(e)	15	10	Aggregated Efficiency Margin	-2.710%	School Audit Report: Statement of Activities (most recent 3yrs if available), Notes-Pension Plan
	1(f)	15	15	Debt to Asset Ratio	93.339%	School Audit Report: Statement of Net Position

Indicator 1: Fiscal Viability, Points and Designation:	85	Meets
---	-----------	--------------

Indicator	Measure	Points Available	Points Earned	Measure Name	Explanation	Data Source
Financial Management and Oversight	2(a)	20	0	GAAP Standards	Did the school submit a clean audit?-No	School's Independent Annual Financial Audit
	2(b)	15	0	Federal Requirements	The school did not receive any points because it failed to comply with one or more material provisions of the Federal requirements. Specifically, the school received a finding in its FY25 SCSC Monitoring Letter regarding its property records, and failed to demonstrate reasonable efforts to remediate all findings to regain compliance.	GADOE: Federal Program Monitoring/SCSC Monitoring
	2(c)	15	0	LUA Manual	The school did not receive any points because it failed to comply with one or more material provisions of the LUA Manual. Specifically, the school received a finding	SCSC Monitoring
	2(d)	20	20	School's Policies	The school received all possible points because it complied with all material provisions of the school's own policies.	SCSC Monitoring
	2(e)	10	0	Enrollment Variance	22.142%	SCSC Annual Enrollment Projection Form & GADOE: Data Collections, Student Enrollment by Grade Level
	2(f)	20	20	Timely Audit Submission	Did the school submit its audit by Nov. 1?-Yes	School Audit Report

Indicator 2: Fiscal Management & Oversight, Points and Designation:	40	Does Not Meet
--	-----------	----------------------

By Financial Indicator Performance Expectations	
80-100 points	Meets Performance Standards
70-79 points	Approaches Performance Standards
0-69 points	Does Not Meet Performance Standards

Cirrus Academy Charter School

SECTION II: FINANCIAL PERFORMANCE- Old Method

Overall Designation
Approaches Standards

Overall Designations	
80 points or more on both indicators	Meets Performance Standards
Any combination of scores otherwise noted for Meets and Does Not Meet designations	Approaches Performance Standards
69 points or less on both indicators	Does Not Meet Performance Standards

Indicator	Measure	Points Available	Points Earned	Measure Name	Measure Value	Data Source
Near Term Measures	1(a)	15	15	Current Ratio	8.107	School Audit Report: Governmental Funds- Balance Sheet
	1(b)	20	20	Unrestricted Days Cash	103	School Audit Report: Governmental Funds- Balance Sheet & Statement of Revenues, Expenditures, and Changes in Fund Balance
	1(c)	20	10	Annual Debt to Income	9.946%	School Audit Report: Statement of Revenues, Expenditures, and Changes in Fund Balance
	1(d)	10	10	Default	No	School Audit Report: Notes
Sustainability Measures	1(e)	15	10	Aggregated Efficiency Margin	-2.710%	School Audit Report: Statement of Activities (most recent 3yrs if available), Notes-Pension Plan
	1(f)	20	20	Debt to Asset Ratio	93.339%	School Audit Report: Statement of Net Position

Indicator 1: Fiscal Viability, Points and Designation:	85	Meets
---	-----------	--------------

Indicator	Measure	Points Available	Points Earned	Measure Name	Explanation	Data Source
Financial Management and Oversight	2(a)	20	0	GAAP Standards	Did the school submit a clean audit?-No	School's Independent Annual Financial Audit
	2(b)	15	0	Federal Requirements	The school did not receive any points because it failed to comply with one or more material provisions of the Federal requirements. Specifically, the school received a finding in its FY25 SCSC Monitoring Letter regarding its property records, and failed to demonstrate reasonable efforts to remediate all findings to regain compliance.	GADOE: Federal Program Monitoring/SCSC Monitoring
	2(c)	15	0	LUA Manual	The school did not receive any points because it failed to comply with one or more material provisions of the LUA Manual. Specifically, the school received a finding	SCSC Monitoring
	2(d)	20	20	School's Policies	The school received all possible points because it compiled with all material provisions of the school's own policies.	SCSC Monitoring
	2(e)	10	0	Enrollment Variance	22.142%	SCSC Annual Enrollment Projection Form & GADOE: Data Collections, Student Enrollment by Grade Level
	2(f)	20	20	Timely Audit Submission	Did the school submit its audit by Nov. 1?-Yes	School Audit Report

Indicator 2: Fiscal Management & Oversight, Points and Designation:	40	Does Not Meet
--	-----------	----------------------

By Financial Indicator Performance Expectations	
80-100 points	Meets Performance Standards
70-79 points	Approaches Performance Standards
0-69 points	Does Not Meet Performance Standards

Cirrus Academy Charter School

SECTION III: OPERATIONAL PERFORMANCE


Overall Designation
Meets Standards

Overall Operations Performance Expectations	
80-100 points	Meets Performance Standards
70-79 points	Approaches Performance Standards
0-69 points	Does Not Meet Performance Standards

Indicator	Measure	Points Available	Points Earned	Explanation	Data Source
Educational Program Compliance	1(a)	4	4	The school received all possible points because it has fully implemented all essential or innovative features of its education and operational program and met all mission-specific goals included in its charter contract.	SCSC: Monitoring Activities
	1(b)	4	4	The school received all possible points because it received no findings indicating the school is out of compliance with all applicable laws, rules, regulations, and provisions of its charter contract relating to state education requirements.	SCSC: Monitoring Activities
	1(c)	4	4	The school received all possible points because it received no findings indicating the school is out of compliance with applicable laws, rules, regulations, and provisions of its charter contract relating to federal education requirements.	SCSC: Monitoring Activities
	1(d)	4	4	The school received all possible points because it complied with applicable laws, rules, regulations, and provisions of its charter contract relating to relevant reporting requirements.	SCSC: Monitoring Activities
Governance, Ethics and Transparency	2(a)	5	5	The school received all possible points because the school is complying with all applicable general governance requirements.	SCSC: Monitoring Activities
	2(b)	5	5	The school received all possible points because the school complied with the Georgia Open Meetings Act and Open Records Act requirements, and its budget was approved in accordance with state law.	SCSC: Monitoring Activities
	2(c)	5	5	The school received all possible points because all governing board members completed required training through the SCSC or approved alternate provider.	SCSC: Monitoring Activities
	2(d)	5	5	The school received all possible points because it complied with all applicable regulations relating to operating transparently and effectively communicating with stakeholders.	SCSC: Monitoring Activities
Obligations to Students	3(a)	6	4	The school received partial points because it failed to comply with at least one applicable law, rule or regulation regarding protecting the rights of all students, but adequately remedied its finding(s) and regained compliance. Specifically, the school received two findings in its FY25 SCSC Monitoring Results for its complaint resolution policy to address complaints alleging violations of the Protect Students First Act and Title IX Coordinator notice but made reasonable efforts to remediate the findings to regain compliance.	SCSC: Monitoring Results
	3(b)	6	6	The school received all possible points because it complied with all regulations relating to the treatment of students with identified disabilities and those suspected of having a disability.	SCSC: Monitoring Activities

	3(c)	6	4	The school received partial points because the school failed to comply with at least one applicable regulation relating to EL requirements, but the school adequately remedied its finding(s) and regained compliance. Specifically, the school received a finding in its FY25 SCSC Monitoring Results for its documents related to requesting the student's social security number but made reasonable efforts to remediate the finding to regain compliance.	SCSC: Monitoring Results
Employer Qualifications, Evaluations and Criminal Records	4(a)	6	6	The school received all possible points because it complied with regulations relating to employee qualifications, employee evaluations, and criminal background checks.	SCSC: Monitoring Activities
	4(b)	6	6	The school received all possible points because it complied with all applicable regulations relating to employment considerations.	SCSC: Monitoring Activities
	4(c)	6	6	The school received all possible points because it complied with all applicable regulations relating to employment considerations.	SCSC: Monitoring Activities
School Environment	5(a)	6	0	The school did not receive any points because it failed to comply with at least one applicable law, rule, regulation, provision of its charter contract, or its policies relating to school facilities. Specifically, the school received two findings in its FY25 SCSC Monitoring Results for its certificate of insurance and did not submit a corrective action plan that demonstrated remediation of all findings.	SCSC: Monitoring Results
	5(b)	6	0	The school did not receive any points because it failed to comply with applicable regulations relating to safety and the protection of student and employee health. Specifically, the school received two findings in its FY25 SCSC Monitoring Results for its policy on identifying and reporting child abuse and water safety education information and did not submit a corrective action plan that demonstrated remediation of all findings.	SCSC: Monitoring Results
	5(c)	6	6	The school received all possible points because it complied with applicable regulations relating to providing required federal notices and the handling of information and stakeholder communication.	SCSC: Monitoring Activities
Additional Obligations	6(a)	4	2	The school received partial points because it failed to comply with at least one applicable law, rule or regulation that is not otherwise explicitly addressed, but remedied the finding(s) and regained compliance. Specifically, the school received two findings in its FY25 SCSC Monitoring Results for its surety bond and board member conflict of interest forms but made reasonable efforts to remediate the findings to regain compliance.	SCSC: Monitoring Results
	6(b)	6	6	The school received all possible points because it remedied noncompliance after proper notification.	SCSC: Monitoring Activities

Overall Points
82



**COMPREHENSIVE PERFORMANCE
FRAMEWORK**
for State Charter School Evaluation

Coweta Charter Academy

Section	Designation
Academic Performance	Approaches Standards
Financial Performance	Does Not Meet Standards
Operational Performance	Meets Standards

Performance Track Record Across the Term				
Section	2021-22	2022-23	2023-24	2024-25
Academic Performance	Meets	Meets	Exceeds	APP
Financial Performance	75	75	60/60	65/35
Operational Performance	83	73	94	96

Coweta Charter Academy

SECTION I: ACADEMIC PERFORMANCE

Overall Designation
Approaches Standards

Explanation
The school earned an Approaches designation because it performed no more than two (2) points lower than the comparison on at least one academic measure in each grade band served.

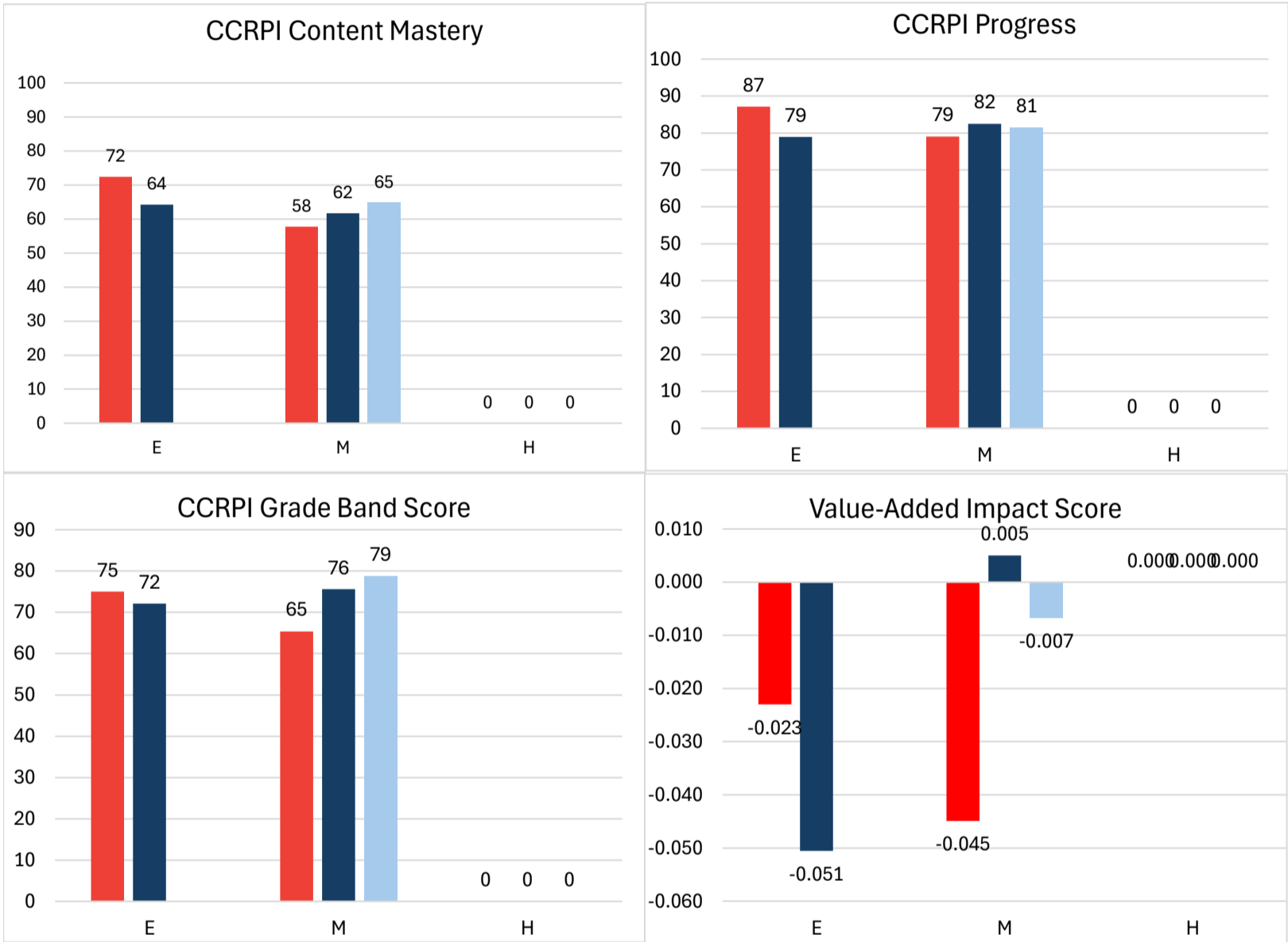
Overall Designations	
Exceeds	Outperforms by 10 or more points in all grade bands served on any one of combination of measures
Meets	Outperforms by at least 1 point in all grade bands served on any one or combination of measures.
Approaches	Performs no more than 2 points below in all grade bands served on any one or combination of measures.
Varied	Varied performance across grade bands. The school meets or exceeds in one grade band(s) and does not meet in the other(s).
Does Not Meet	Performs below in all grade bands served across all measures.

Indicator	Measure	Grade Band	Grade Band Designation
Grade Band Measures	CCRPI Content Mastery	E	Meets
		M	DNM
		H	--
	CCRPI Progress	E	Meets
		M	Approaches
		H	--
	CCRPI Grade Band Score	E	Meets
		M	DNM
		H	--
	Value-Added Impact Scores	E	DNM
		M	DNM
		H	--

Grade Band Designations	
Exceeds	Outperforms by 10 or more points
Meets	Outperforms by at least 1 point
Approaches	Performs no more than 2 points below
Does Not Meet	Performs more than 2 points below

ACADEMIC PERFORMANCE BAR CHARTS

■ SCSC School Score ■ School-Level Comparison ■ District-Weighted Comparison



Coweta Charter Academy

SECTION II: FINANCIAL PERFORMANCE- New Method

Overall Designation
Does Not Meet Standards

Overall Designations	
80 points or more on both indicators	Meets Performance Standards
Any combination of scores otherwise noted for Meets and Does Not Meet designations	Approaches Performance Standards
69 points or less on both indicators	Does Not Meet Performance Standards

Indicator	Measure	Points Available	Points Earned	Measure Name	Measure Value	Data Source
Near Term Measures	1(a)	15	15	Current Ratio	2.856	School Audit Report: Governmental Funds- Balance Sheet
	1(b)	20	10	Unrestricted Days Cash	56	School Audit Report: Governmental Funds- Balance Sheet & Statement of Revenues, Expenditures, and Changes in Fund Balance
	1(c)	25	15	Annual Debt to Income	11.120%	School Audit Report: Statement of Revenues, Expenditures, and Changes in Fund Balance
	1(d)	10	10	Default	No	School Audit Report: Notes
Sustainability Measures	1(e)	15	15	Aggregated Efficiency Margin	18.550%	School Audit Report: Statement of Activities (most recent 3yrs if available), Notes-Pension Plan
	1(f)	15	0	Debt to Asset Ratio	111.514%	School Audit Report: Statement of Net Position

Indicator 1: Fiscal Viability, Points and Designation:	65	Does Not Meet
---	-----------	----------------------

Indicator	Measure	Points Available	Points Earned	Measure Name	Explanation	Data Source
Financial Management and Oversight	2(a)	20	0	GAAP Standards	Did the school submit a clean audit?-No	School's Independent Annual Financial Audit
	2(b)	15	0	Federal Requirements	The school did not receive any points because it failed to comply with one or more material provisions of the Federal requirements. Specifically, the GaDOE reported that the school was not in compliance with one or more federal provisions during the GaDOE Cross-Functional Monitoring process.	GaDOE: Federal Program Monitoring/SCSC Monitoring
	2(c)	15	15	LUA Manual	The school received all possible points because it compiled with all material provisions of the LUA manual.	SCSC Monitoring
	2(d)	20	0	School's Policies	The school did not receive any points because it failed to comply with one or more material provisions of the school's own policies. Specifically, the school received	SCSC Monitoring
	2(e)	10	0	Enrollment Variance	35.278%	SCSC Annual Enrollment Projection Form & GADOE: Data Collections, Student Enrollment by Grade Level
	2(f)	20	20	Timely Audit Submission	Did the school submit its audit by Nov. 1?-Yes	School Audit Report

Indicator 2: Fiscal Management & Oversight, Points and Designation:	35	Does Not Meet
--	-----------	----------------------

By Financial Indicator Performance Expectations	
80-100 points	Meets Performance Standards
70-79 points	Approaches Performance Standards
0-69 points	Does Not Meet Performance Standards

Coweta Charter Academy

SECTION II: FINANCIAL PERFORMANCE- Old Method

Overall Designation
Does Not Meet Standards

Overall Designations	
80 points or more on both indicators	Meets Performance Standards
Any combination of scores otherwise noted for Meets and Does Not Meet designations	Approaches Performance Standards
69 points or less on both indicators	Does Not Meet Performance Standards

Indicator	Measure	Points Available	Points Earned	Measure Name	Measure Value	Data Source
Near Term Measures	1(a)	15	15	Current Ratio	2.856	School Audit Report: Governmental Funds- Balance Sheet
	1(b)	20	10	Unrestricted Days Cash	51	School Audit Report: Governmental Funds- Balance Sheet & Statement of Revenues, Expenditures, and Changes in Fund Balance
	1(c)	20	10	Annual Debt to Income	11.120%	School Audit Report: Statement of Revenues, Expenditures, and Changes in Fund Balance
	1(d)	10	10	Default	No	School Audit Report: Notes
Sustainability Measures	1(e)	15	15	Aggregated Efficiency Margin	18.550%	School Audit Report: Statement of Activities (most recent 3yrs if available), Notes-Pension Plan
	1(f)	20	0	Debt to Asset Ratio	111.514%	School Audit Report: Statement of Net Position

Indicator 1: Fiscal Viability, Points and Designation:	60	Does Not Meet
---	-----------	----------------------

Indicator	Measure	Points Available	Points Earned	Measure Name	Explanation	Data Source
Financial Management and Oversight	2(a)	20	0	GAAP Standards	Did the school submit a clean audit?-No	School's Independent Annual Financial Audit
	2(b)	15	0	Federal Requirements	The school did not receive any points because it failed to comply with one or more material provisions of the Federal requirements. Specifically, the GaDOE reported that the school was not in compliance with one or more federal provisions during the GaDOE Cross-Functional Monitoring process.	GaDOE: Federal Program Monitoring/SCSC Monitoring
	2(c)	15	15	LUA Manual	The school received all possible points because it complied with all material provisions of the LUA manual.	SCSC Monitoring
	2(d)	20	0	School's Policies	The school did not receive any points because it failed to comply with one or more material provisions of the school's own policies. Specifically, the school received	SCSC Monitoring
	2(e)	10	0	Enrollment Variance	35.278%	SCSC Annual Enrollment Projection Form & GADOE: Data Collections, Student Enrollment by Grade Level
	2(f)	20	20	Timely Audit Submission	Did the school submit its audit by Nov. 1?-Yes	School Audit Report

Indicator 2: Fiscal Management & Oversight, Points and Designation:	35	Does Not Meet
--	-----------	----------------------

By Financial Indicator Performance Expectations	
80-100 points	Meets Performance Standards
70-79 points	Approaches Performance Standards
0-69 points	Does Not Meet Performance Standards

Coweta Charter Academy

SECTION III: OPERATIONAL PERFORMANCE


Overall Designation
Meets Standards

Overall Operations Performance Expectations	
80-100 points	Meets Performance Standards
70-79 points	Approaches Performance Standards
0-69 points	Does Not Meet Performance Standards

Indicator	Measure	Points Available	Points Earned	Explanation	Data Source
Educational Program Compliance	1(a)	4	4	The school received all possible points because it has fully implemented all essential or innovative features of its education and operational program and met all mission-specific goals included in its charter contract.	SCSC: Monitoring Activities
	1(b)	4	4	The school received all possible points because it received no findings indicating the school is out of compliance with all applicable laws, rules, regulations, and provisions of its charter contract relating to state education requirements.	SCSC: Monitoring Activities
	1(c)	4	2	The school received partial points because it received a finding indicating the school is out of compliance with federal education requirements. Specifically, the school received a findings related to Title I-A, Parent and Family Engagement from the Georgia Department of Education's FY25 Cross-Functional Monitoring.	GaDOE: Federal Program Monitoring
	1(d)	4	4	The school received all possible points because it complied with applicable laws, rules, regulations, and provisions of its charter contract relating to relevant reporting requirements.	SCSC: Monitoring Activities
Governance, Ethics and Transparency	2(a)	5	5	The school received all possible points because the school is complying with all applicable general governance requirements.	SCSC: Monitoring Activities
	2(b)	5	5	The school received all possible points because the school complied with the Georgia Open Meetings Act and Open Records Act requirements, and its budget was approved in accordance with state law.	SCSC: Monitoring Activities
	2(c)	5	5	The school received all possible points because all governing board members completed required training through the SCSC or approved alternate provider.	SCSC: Monitoring Activities
	2(d)	5	5	The school received all possible points because it complied with all applicable regulations relating to operating transparently and effectively communicating with stakeholders.	SCSC: Monitoring Activities
Obligations to Students	3(a)	6	6	The school received all possible points because it complied with all applicable laws, rules, regulations, provisions of its charter contract, and its policies relating to the rights of students.	SCSC: Monitoring Activities
	3(b)	6	6	The school received all possible points because it complied with all regulations relating to the treatment of students with identified disabilities and those suspected of having a disability.	SCSC: Monitoring Activities

Obligations to Students	3(c)	6	4	The school received partial points because the school failed to comply with at least one applicable regulation relating to EL requirements, but the school adequately remedied its finding(s) and regained compliance. Specifically, the school received a finding in its FY25 SCSC Monitoring Results for its compliance with requesting student social security numbers, but made reasonable efforts to remediate the finding to regain compliance.	SCSC: Monitoring Results
Employer Qualifications, Evaluations and Criminal Records	4(a)	6	6	The school received all possible points because it complied with regulations relating to employee qualifications, employee evaluations, and criminal background checks.	SCSC: Monitoring Activities
	4(b)	6	6	The school received all possible points because it complied with all applicable regulations relating to employment considerations.	SCSC: Monitoring Activities
	4(c)	6	6	The school received all possible points because it complied with all applicable regulations relating to employment considerations.	SCSC: Monitoring Activities
School Environment	5(a)	6	6	The school received all possible points because it complied with facilities requirements.	SCSC: Monitoring Activities
	5(b)	6	6	The school received all possible points because it complied with all applicable regulations relating to safety and the protection of student and employee health.	SCSC: Monitoring Activities
	5(c)	6	6	The school received all possible points because it complied with applicable regulations relating to providing required federal notices and the handling of information and stakeholder communication.	SCSC: Monitoring Activities
Additional Obligations	6(a)	4	4	The school received all possible points because school complied with all other legal, statutory, regulatory, or contractual requirements, that are not otherwise explicitly addressed in the Operational Standards.	SCSC: Monitoring Activities
	6(b)	6	6	The school received all possible points because it remedied noncompliance after proper notification.	SCSC: Monitoring Activities

Overall Points
96



**COMPREHENSIVE PERFORMANCE
FRAMEWORK**
for State Charter School Evaluation

DeKalb Brilliance Academy

Section	Designation
Academic Performance	Exceeds Standards
Financial Performance	Approaches Standards
Operational Performance	Meets Standards

Performance Track Record Across the Term				
Section	2021-22	2022-23	2023-24	2024-25
Academic Performance	NA	NA	Meets	Exceeds
Financial Performance	NA	85	100/85	80/75
Operational Performance	NA	61	90	92

DeKalb Brilliance Academy

SECTION I: ACADEMIC PERFORMANCE

Overall Designation
Exceeds Standards

Explanation
The school earned an Exceeds designation because it outperformed the comparison score by 10 or more points on at least one academic measure in each grade band served.

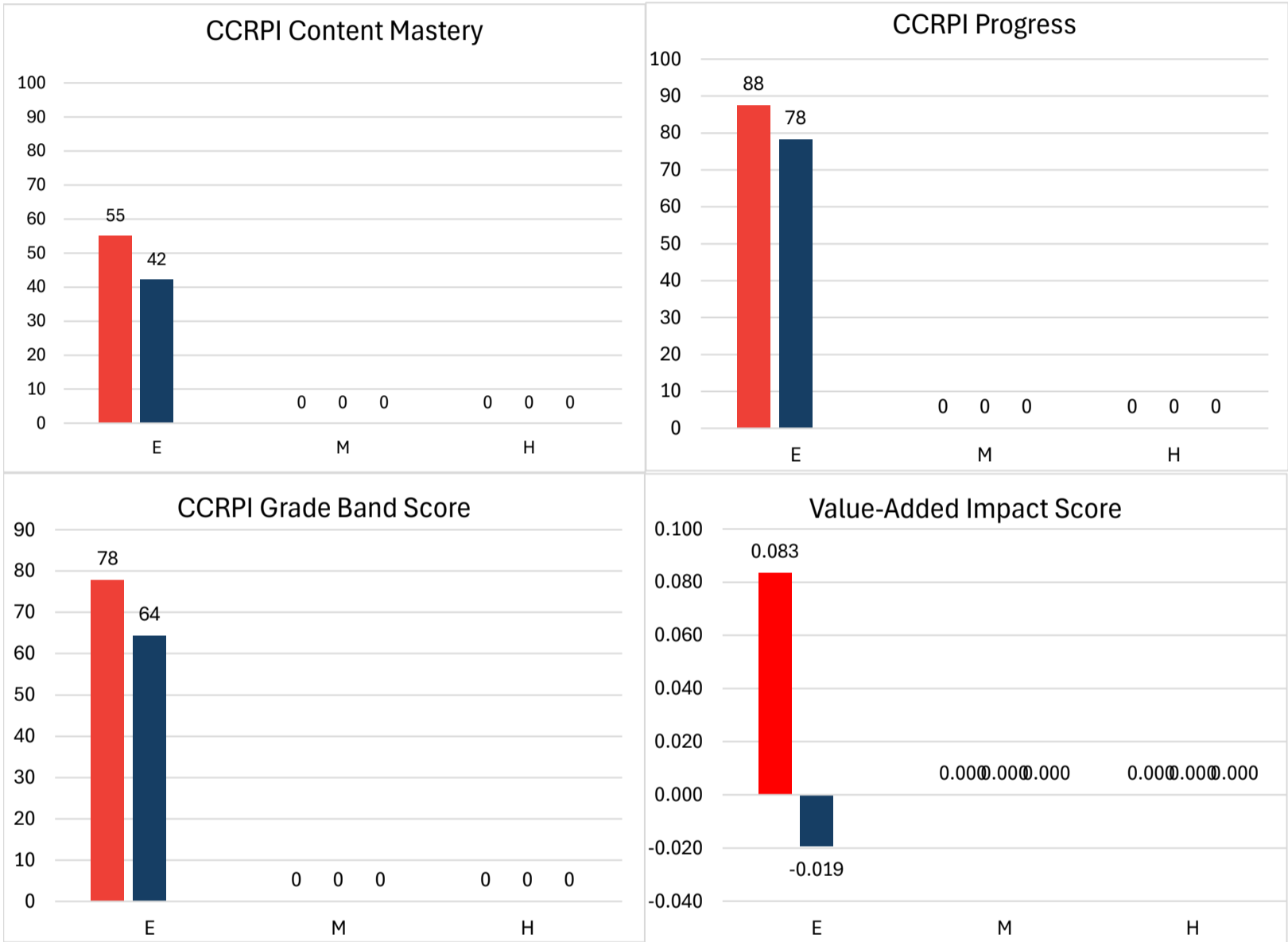
Overall Designations	
Exceeds	Outperforms by 10 or more points in all grade bands served on any one of combination of measures
Meets	Outperforms by at least 1 point in all grade bands served on any one or combination of measures.
Approaches	Performs no more than 2 points below in all grade bands served on any one or combination of measures.
Varied	Varied performance across grade bands. The school meets or exceeds in one grade band(s) and does not meet in the other(s).
Does Not Meet	Performs below in all grade bands served across all measures.

Indicator	Measure	Grade Band	Grade Band Designation
Grade Band Measures	CCRPI Content Mastery	E	Exceeds
		M	--
		H	--
	CCRPI Progress	E	Exceeds
		M	--
		H	--
	CCRPI Grade Band Score	E	Exceeds
		M	--
		H	--
	Value-Added Impact Scores	E	DNM
		M	--
		H	--

Grade Band Designations	
Exceeds	Outperforms by 10 or more points
Meets	Outperforms by at least 1 point
Approaches	Performs no more than 2 points below
Does Not Meet	Performs more than 2 points below

ACADEMIC PERFORMANCE BAR CHARTS

■ SCSC School Score ■ School-Level Comparison ■ District-Weighted Comparison



DeKalb Brilliance Academy

SECTION II: FINANCIAL PERFORMANCE- New Method

Overall Designation
Approaches Standards

Overall Designations	
80 points or more on both indicators	Meets Performance Standards
Any combination of scores otherwise noted for Meets and Does Not Meet designations	Approaches Performance Standards
69 points or less on both indicators	Does Not Meet Performance Standards

Indicator	Measure	Points Available	Points Earned	Measure Name	Measure Value	Data Source
Near Term Measures	1(a)	15	15	Current Ratio	25.605	School Audit Report: Governmental Funds- Balance Sheet
	1(b)	20	10	Unrestricted Days Cash	31	School Audit Report: Governmental Funds- Balance Sheet & Statement of Revenues, Expenditures, and Changes in Fund Balance
	1(c)	25	15	Annual Debt to Income	8.157%	School Audit Report: Statement of Revenues, Expenditures, and Changes in Fund Balance
	1(d)	10	10	Default	No	School Audit Report: Notes
Sustainability Measures	1(e)	15	15	Aggregated Efficiency Margin	7.127%	School Audit Report: Statement of Activities (most recent 3yrs if available), Notes-Pension Plan
	1(f)	15	15	Debt to Asset Ratio	93.546%	School Audit Report: Statement of Net Position

Indicator 1: Fiscal Viability, Points and Designation:	80	Meets
---	-----------	--------------

Indicator	Measure	Points Available	Points Earned	Measure Name	Explanation	Data Source
Financial Management and Oversight	2(a)	20	0	GAAP Standards	Did the school submit a clean audit?-No	School's Independent Annual Financial Audit
	2(b)	15	15	Federal Requirements	The school received all possible points because it complied with all material provisions of the Federal Requirements.	GADOE: Federal Program Monitoring/SCSC Monitoring
	2(c)	15	15	LUA Manual	The school received all possible points because it complied with all material provisions of the LUA manual.	SCSC Monitoring
	2(d)	20	20	School's Policies	The school received all possible points because it complied with all material provisions of the LUA manual.	SCSC Monitoring
	2(e)	10	5	Enrollment Variance	5.621%	SCSC Annual Enrollment Projection Form & GADOE: Data Collections, Student Enrollment by Grade Level
	2(f)	20	20	Timely Audit Submission	Did the school submit its audit by Nov. 1?-Yes	School Audit Report

Indicator 2: Fiscal Management & Oversight, Points and Designation:	75	Approaches
--	-----------	-------------------

By Financial Indicator Performance Expectations	
80-100 points	Meets Performance Standards
70-79 points	Approaches Performance Standards
0-69 points	Does Not Meet Performance Standards

DeKalb Brilliance Academy

SECTION II: FINANCIAL PERFORMANCE- Old Method

Overall Designation
Approaches Standards

Overall Designations	
80 points or more on both indicators	Meets Performance Standards
Any combination of scores otherwise noted for Meets and Does Not Meet designations	Approaches Performance Standards
69 points or less on both indicators	Does Not Meet Performance Standards

Indicator	Measure	Points Available	Points Earned	Measure Name	Measure Value	Data Source
Near Term Measures	1(a)	15	15	Current Ratio	25.605	School Audit Report: Governmental Funds- Balance Sheet
	1(b)	20	10	Unrestricted Days Cash	30	School Audit Report: Governmental Funds- Balance Sheet & Statement of Revenues, Expenditures, and Changes in Fund Balance
	1(c)	20	10	Annual Debt to Income	8.157%	School Audit Report: Statement of Revenues, Expenditures, and Changes in Fund Balance
	1(d)	10	10	Default	No	School Audit Report: Notes
Sustainability Measures	1(e)	15	15	Aggregated Efficiency Margin	7.127%	School Audit Report: Statement of Activities (most recent 3yrs if available), Notes-Pension Plan
	1(f)	20	20	Debt to Asset Ratio	93.546%	School Audit Report: Statement of Net Position

Indicator 1: Fiscal Viability, Points and Designation:	80	Meets
---	-----------	--------------

Indicator	Measure	Points Available	Points Earned	Measure Name	Explanation	Data Source
Financial Management and Oversight	2(a)	20	0	GAAP Standards	Did the school submit a clean audit?-No	School's Independent Annual Financial Audit
	2(b)	15	15	Federal Requirements	The school received all possible points because it compiled with all material provisions of the Federal Requirements.	GADOE: Federal Program Monitoring/SCSC Monitoring
	2(c)	15	15	LUA Manual	The school received all possible points because it compiled with all material provisions of the LUA manual.	SCSC Monitoring
	2(d)	20	20	School's Policies	The school received all possible points because it compiled with all material provisions of the LUA manual.	SCSC Monitoring
	2(e)	10	5	Enrollment Variance	5.621%	SCSC Annual Enrollment Projection Form & GADOE: Data Collections, Student Enrollment by Grade Level
	2(f)	20	20	Timely Audit Submission	Did the school submit its audit by Nov. 1?-Yes	School Audit Report

Indicator 2: Fiscal Management & Oversight, Points and Designation:	75	Approaches
--	-----------	-------------------

By Financial Indicator Performance Expectations	
80-100 points	Meets Performance Standards
70-79 points	Approaches Performance Standards
0-69 points	Does Not Meet Performance Standards

DeKalb Brilliance Academy

SECTION III: OPERATIONAL PERFORMANCE


Overall Designation
Meets Standards

Overall Operations Performance Expectations	
80-100 points	Meets Performance Standards
70-79 points	Approaches Performance Standards
0-69 points	Does Not Meet Performance Standards

Indicator	Measure	Points Available	Points Earned	Explanation	Data Source
Educational Program Compliance	1(a)	4	4	The school received all possible points because it has fully implemented all essential or innovative features of its education and operational program and met all mission-specific goals included in its charter contract.	SCSC: Monitoring Activities
	1(b)	4	4	The school received all possible points because it received no findings indicating the school is out of compliance with all applicable laws, rules, regulations, and provisions of its charter contract relating to state education requirements.	SCSC: Monitoring Activities
	1(c)	4	4	The school received all possible points because it received no findings indicating the school is out of compliance with applicable laws, rules, regulations, and provisions of its charter contract relating to federal education requirements.	SCSC: Monitoring Activities
	1(d)	4	4	The school received all possible points because it complied with applicable laws, rules, regulations, and provisions of its charter contract relating to relevant reporting requirements.	SCSC: Monitoring Activities
Governance, Ethics and Transparency	2(a)	5	5	The school received all possible points because the school is complying with all applicable general governance requirements.	SCSC: Monitoring Activities
	2(b)	5	5	The school received all possible points because the school complied with the Georgia Open Meetings Act and Open Records Act requirements, and its budget was approved in accordance with state law.	SCSC: Monitoring Activities
	2(c)	5	5	The school received all possible points because all governing board members completed required training through the SCSC or approved alternate provider.	SCSC: Monitoring Activities
	2(d)	5	5	The school received all possible points because it complied with all applicable regulations relating to operating transparently and effectively communicating with stakeholders.	SCSC: Monitoring Activities
Obligations to Students	3(a)	6	6	The school received all possible points because it complied with all applicable laws, rules, regulations, provisions of its charter contract, and its policies relating to the rights of students.	SCSC: Monitoring Activities
	3(b)	6	0	The school did not receive any points because it failed to comply with at least one applicable law, rule, or regulation relating to the treatment of students with identified disabilities and those suspected of having a disability. Specifically, the Georgia Department of Education's Division for Exceptional Children found the school out of compliance with IDEA after a formal complaint investigation.	GaDOE: Division for Exceptional Children
	3(c)	6	6	The school received all possible points because it protects the rights of English Learners (ELs).	SCSC: Monitoring Activities

Employer Qualifications, Evaluations and Criminal Records	4(a)	6	6	The school received all possible points because it complied with regulations relating to employee qualifications, employee evaluations, and criminal background checks.	SCSC: Monitoring Activities
	4(b)	6	6	The school received all possible points because it complied with all applicable regulations relating to employment considerations.	SCSC: Monitoring Activities
	4(c)	6	6	The school received all possible points because it complied with all applicable regulations relating to employment considerations.	SCSC: Monitoring Activities
School Environment	5(a)	6	6	The school received all possible points because it complied with facilities requirements.	SCSC: Monitoring Activities
	5(b)	6	6	The school received all possible points because it complied with all applicable regulations relating to safety and the protection of student and employee health.	SCSC: Monitoring Activities
	5(c)	6	6	The school received all possible points because it complied with applicable regulations relating to providing required federal notices and the handling of information and stakeholder communication.	SCSC: Monitoring Activities
Additional Obligations	6(a)	4	2	The school received partial points because it failed to comply with at least one applicable law, rule or regulation that is not otherwise explicitly addressed, but remedied the finding(s) and regained compliance. Specifically, the school's nutrition program received findings from the Georgia Department of Education School Nutrition Division, but adequately completed corrective action to regain compliance.	GaDOE: Nutrition Program
	6(b)	6	6	The school received all possible points because it remedied noncompliance after proper notification.	SCSC: Monitoring Activities

Overall Points
92



**COMPREHENSIVE PERFORMANCE
FRAMEWORK**
for State Charter School Evaluation

DELTA STEAM Academy

Section	Designation
Academic Performance	Meets Standards
Financial Performance	Approaches Standards
Operational Performance	Approaches Standards

Performance Track Record Across the Term				
Section	2021-22	2022-23	2023-24	2024-25
Academic Performance	Meets	Meets	Meets	Meets
Financial Performance	85	85	100/80	100/75
Operational Performance	72	57	73	70

SECTION I: ACADEMIC PERFORMANCE

Overall Designation
Meets Standards

Explanation
The school earned a Meets designation because it outperformed the comparison score on at least one of the academic measures in each grade band served.

Overall Designations	
Exceeds	Outperforms by 10 or more points in all grade bands served on any one of combination of measures
Meets	Outperforms by at least 1 point in all grade bands served on any one or combination of measures.
Approaches	Performs no more than 2 points below in all grade bands served on any one or combination of measures.
Varied	Varied performance across grade bands. The school meets or exceeds in one grade band(s) and does not meet in the other(s).
Does Not Meet	Performs below in all grade bands served across all measures.

Indicator	Measure	Grade Band	Grade Band Designation
Grade Band Measures	CCRPI Content Mastery	E	Meets
		M	Meets
		H	--
	CCRPI Progress	E	Approaches
		M	Exceeds
		H	--
	CCRPI Grade Band Score	E	Approaches
		M	Meets
		H	--
	Value-Added Impact Scores	E	DNM
		M	DNM
		H	--

Grade Band Designations	
Exceeds	Outperforms by 10 or more points
Meets	Outperforms by at least 1 point
Approaches	Performs no more than 2 points below
Does Not Meet	Performs more than 2 points below

ACADEMIC PERFORMANCE BAR CHARTS

■ SCSC School Score ■ School-Level Comparison ■ District-Weighted Comparison



DELTA STEAM Academy

SECTION II: FINANCIAL PERFORMANCE- New Method

Overall Designation
Approaches Standards

Overall Designations	
80 points or more on both indicators	Meets Performance Standards
Any combination of scores otherwise noted for Meets and Does Not Meet designations	Approaches Performance Standards
69 points or less on both indicators	Does Not Meet Performance Standards

Indicator	Measure	Points Available	Points Earned	Measure Name	Measure Value	Data Source
Near Term Measures	1(a)	15	15	Current Ratio	25.662	School Audit Report: Governmental Funds- Balance Sheet
	1(b)	20	20	Unrestricted Days Cash	120	School Audit Report: Governmental Funds- Balance Sheet & Statement of Revenues, Expenditures, and Changes in Fund Balance
	1(c)	25	20	Annual Debt to Income	0.000%	School Audit Report: Statement of Revenues, Expenditures, and Changes in Fund Balance
	1(d)	10	10	Default	No	School Audit Report: Notes
Sustainability Measures	1(e)	15	15	Aggregated Efficiency Margin	3.121%	School Audit Report: Statement of Activities (most recent 3yrs if available), Notes-Pension Plan
	1(f)	15	15	Debt to Asset Ratio	64.291%	School Audit Report: Statement of Net Position

Indicator 1: Fiscal Viability, Points and Designation:	95	Meets
---	-----------	--------------

Indicator	Measure	Points Available	Points Earned	Measure Name	Explanation	Data Source
Financial Management and Oversight	2(a)	20	20	GAAP Standards	Did the school submit a clean audit?-Yes	School's Independent Annual Financial Audit
	2(b)	15	0	Federal Requirements	The school did not receive any points because it failed to comply with one or more material provisions of the Federal requirements. Specifically, the school received a finding in its FY25 SCSC Monitoring Letter regarding its property records, and failed to demonstrate reasonable efforts to remediate all findings to regain compliance.	GADOE: Federal Program Monitoring/SCSC Monitoring
	2(c)	15	15	LUA Manual	The school received all possible points because it compiled with all material provisions of the LUA manual.	SCSC Monitoring
	2(d)	20	20	School's Policies	The school received all possible points because it compiled with all material provisions of the school's own policies.	SCSC Monitoring
	2(e)	10	0	Enrollment Variance	17.511%	SCSC Annual Enrollment Projection Form & GADOE: Data Collections, Student Enrollment by Grade Level
	2(f)	20	20	Timely Audit Submission	Did the school submit its audit by Nov. 1?-Yes	School Audit Report

Indicator 2: Fiscal Management & Oversight, Points and Designation:	75	Approaches
--	-----------	-------------------

By Financial Indicator Performance Expectations	
80-100 points	Meets Performance Standards
70-79 points	Approaches Performance Standards
0-69 points	Does Not Meet Performance Standards

DELTA STEAM Academy

SECTION II: FINANCIAL PERFORMANCE- Old Method

Overall Designation
Approaches Standards

Overall Designations	
80 points or more on both indicators	Meets Performance Standards
Any combination of scores otherwise noted for Meets and Does Not Meet designations	Approaches Performance Standards
69 points or less on both indicators	Does Not Meet Performance Standards

Indicator	Measure	Points Available	Points Earned	Measure Name	Measure Value	Data Source
Near Term Measures	1(a)	15	15	Current Ratio	25.662	School Audit Report: Governmental Funds- Balance Sheet
	1(b)	20	20	Unrestricted Days Cash	117	School Audit Report: Governmental Funds- Balance Sheet & Statement of Revenues, Expenditures, and Changes in Fund Balance
	1(c)	20	20	Annual Debt to Income	0.000%	School Audit Report: Statement of Revenues, Expenditures, and Changes in Fund Balance
	1(d)	10	10	Default	No	School Audit Report: Notes
Sustainability Measures	1(e)	15	15	Aggregated Efficiency Margin	3.121%	School Audit Report: Statement of Activities (most recent 3yrs if available), Notes-Pension Plan
	1(f)	20	20	Debt to Asset Ratio	64.291%	School Audit Report: Statement of Net Position

Indicator 1: Fiscal Viability, Points and Designation:	100	Meets
---	------------	--------------

Indicator	Measure	Points Available	Points Earned	Measure Name	Explanation	Data Source
Financial Management and Oversight	2(a)	20	20	GAAP Standards	Did the school submit a clean audit?-Yes	School's Independent Annual Financial Audit
	2(b)	15	0	Federal Requirements	The school did not receive any points because it failed to comply with one or more material provisions of the Federal requirements. Specifically, the school received a finding in its FY25 SCSC Monitoring Letter regarding its property records, and failed to demonstrate reasonable efforts to remediate all findings to regain compliance.	GADOE: Federal Program Monitoring/SCSC Monitoring
	2(c)	15	15	LUA Manual	The school received all possible points because it complied with all material provisions of the LUA manual.	SCSC Monitoring
	2(d)	20	20	School's Policies	The school received all possible points because it complied with all material provisions of the school's own policies.	SCSC Monitoring
	2(e)	10	0	Enrollment Variance	17.511%	SCSC Annual Enrollment Projection Form & GADOE: Data Collections, Student Enrollment by Grade Level
	2(f)	20	20	Timely Audit Submission	Did the school submit its audit by Nov. 1?-Yes	School Audit Report

Indicator 2: Fiscal Management & Oversight, Points and Designation:	75	Approaches
--	-----------	-------------------

By Financial Indicator Performance Expectations	
80-100 points	Meets Performance Standards
70-79 points	Approaches Performance Standards
0-69 points	Does Not Meet Performance Standards

DELTA STEAM Academy

SECTION III: OPERATIONAL PERFORMANCE


Overall Designation
Approaches Standards

Overall Operations Performance Expectations	
80-100 points	Meets Performance Standards
70-79 points	Approaches Performance Standards
0-69 points	Does Not Meet Performance Standards

Indicator	Measure	Points Available	Points Earned	Explanation	Data Source
Educational Program Compliance	1(a)	4	4	The school received all possible points because it has fully implemented all essential or innovative features of its education and operational program and met all mission-specific goals included in its charter contract.	SCSC: Monitoring Activities
	1(b)	4	4	The school received all possible points because it received no findings indicating the school is out of compliance with all applicable laws, rules, regulations, and provisions of its charter contract relating to state education requirements.	SCSC: Monitoring Activities
	1(c)	4	4	The school received all possible points because it received no findings indicating the school is out of compliance with applicable laws, rules, regulations, and provisions of its charter contract relating to federal education requirements.	SCSC: Monitoring Activities
	1(d)	4	2	The school received partial points because it failed to comply with two or fewer relevant reporting requirement but complied with all others. Specifically, the Georgia Department of Education reported that the school did not submit its SR 2025 on time.	GaDOE: Data Collections On-Time Report
Governance, Ethics and Transparency	2(a)	5	5	The school received all possible points because the school is complying with all applicable general governance requirements.	SCSC: Monitoring Activities
	2(b)	5	0	The school did not receive any points because it failed to comply with at least one applicable state law requirement regarding the passage of the school's annual budget.	SCSC: Monitoring Results
	2(c)	5	3	The school failed to take action to ensure that all governing board members comply with the Governance Training Requirement; however, the school ensured that at least 75% of its governing board members complied with the Governance Training Requirement.	SCSC: Training Rosters
	2(d)	5	0	The school did not receive any points because it failed to comply with applicable regulations relating to operating transparently and effectively communicating with stakeholders. Specifically, the school received two findings in its FY25 Website Monitoring Letter and did not make reasonable efforts to remediate the findings to regain compliance.	SCSC: Website Monitoring
	3(a)	6	6	The school received all possible points because it complied with all applicable laws, rules, regulations, provisions of its charter contract, and its policies relating to the rights of students.	SCSC: Monitoring Activities

Obligations to Students	3(b)	6	0	The school did not receive any points because it failed to comply with at least one applicable law, rule, or regulation relating to the treatment of students with identified disabilities and those suspected of having a disability. Specifically, the Georgia Department of Education's Division for Exceptional Children found the school out of compliance with IDEA after a formal complaint investigation.	GaDOE: Division for Exceptional Children
	3(c)	6	4	The school received partial points because the school failed to comply with at least one applicable regulation relating to EL requirements, but the school adequately remedied its finding(s) and regained compliance. Specifically, the school received a finding in its FY25 SCSC Monitoring Results for its procedures for identifying and serving English Learners but made reasonable efforts to remediate the finding to regain compliance.	SCSC: Monitoring Results
Employer Qualifications, Evaluations and Criminal Records	4(a)	6	6	The school received all possible points because it complied with regulations relating to employee qualifications, employee evaluations, and criminal background checks.	SCSC: Monitoring Activities
	4(b)	6	6	The school received all possible points because it complied with all applicable regulations relating to employment considerations.	SCSC: Monitoring Activities
	4(c)	6	6	The school received all possible points because it complied with all applicable regulations relating to employment considerations.	SCSC: Monitoring Activities
School Environment	5(a)	6	4	The school received partial points because the school failed to comply with at least one applicable law, rule or regulation regarding facilities, but remedied the finding(s) and regained compliance. Specifically, the school received two findings in its FY25 SCSC Monitoring Results for its certificate of insurance and school safety plan but made reasonable efforts to remediate the findings to regain compliance.	SCSC: Monitoring Results
	5(b)	6	0	The school did not receive any points because it failed to comply with applicable regulations relating to safety and the protection of student and employee health. Specifically, the school received three findings in its FY25 SCSC Monitoring Results for its (1) policy and training on identifying and reporting child abuse and (2) water safety education information and did not submit a corrective action plan that demonstrated remediation of all findings.	SCSC: Monitoring Results
	5(c)	6	6	The school received all possible points because it complied with applicable regulations relating to providing required federal notices and the handling of information and stakeholder communication.	SCSC: Monitoring Activities
Additional Obligations	6(a)	4	4	The school received all possible points because school complied with all other legal, statutory, regulatory, or contractual requirements, that are not otherwise explicitly addressed in the Operational Standards.	SCSC: Monitoring Activities
	6(b)	6	6	The school received all possible points because it remedied noncompliance after proper notification.	SCSC: Monitoring Activities

Overall Points
70



**COMPREHENSIVE PERFORMANCE
FRAMEWORK**
for State Charter School Evaluation

Destinations Career Academy of Georgia

Section	Designation
Academic Performance	Does Not Meet Standards
Financial Performance	Meets Standards
Operational Performance	Meets Standards

Performance Track Record Across the Term				
Section	2021-22	2022-23	2023-24	2024-25
Academic Performance	NA	DNM	Varied	DNM
Financial Performance	NA	95	100/90	100/85
Operational Performance	NA	69	60	91

Destinations Career Academy of Georgia

SECTION I: ACADEMIC PERFORMANCE

Overall Designation
Does Not Meet Standards

Explanation
The school earned a Does Not Meet designation because it performed at least two (2) points lower than the comparison score in each grade band served.

Overall Designations	
Exceeds	Outperforms by 10 or more points in all grade bands served on any one of combination of measures
Meets	Outperforms by at least 1 point in all grade bands served on any one or combination of measures.
Approaches	Performs no more than 2 points below in all grade bands served on any one or combination of measures.
Varied	Varied performance across grade bands. The school meets or exceeds in one grade band(s) and does not meet in the other(s).
Does Not Meet	Performs below in all grade bands served across all measures.

Indicator	Measure	Grade Band	Grade Band Designation
Grade Band Measures	CCRPI Content Mastery	E	--
		M	DNM
		H	DNM
	CCRPI Progress	E	--
		M	DNM
		H	DNM
	CCRPI Grade Band Score	E	--
		M	DNM
		H	DNM
	Value-Added Impact Scores	E	--
		M	DNM
		H	DNM

Grade Band Designations	
Exceeds	Outperforms by 10 or more points
Meets	Outperforms by at least 1 point
Approaches	Performs no more than 2 points below
Does Not Meet	Performs more than 2 points below

ACADEMIC PERFORMANCE BAR CHARTS

■ SCSC School Score ■ School-Level Comparison ■ District-Weighted Comparison



Destinations Career Academy of Georgia

SECTION II: FINANCIAL PERFORMANCE- New Method

Overall Designation	
Meets Standards	

Overall Designations	
80 points or more on both indicators	Meets Performance Standards
Any combination of scores otherwise noted for Meets and Does Not Meet designations	Approaches Performance Standards
69 points or less on both indicators	Does Not Meet Performance Standards

Indicator	Measure	Points Available	Points Earned	Measure Name	Measure Value	Data Source
Near Term Measures	1(a)	15	15	Current Ratio	21.753	School Audit Report: Governmental Funds- Balance Sheet
	1(b)	20	20	Unrestricted Days Cash	152	School Audit Report: Governmental Funds- Balance Sheet & Statement of Revenues, Expenditures, and Changes in Fund Balance
	1(c)	25	20	Annual Debt to Income	0.000%	School Audit Report: Statement of Revenues, Expenditures, and Changes in Fund Balance
	1(d)	10	10	Default	No	School Audit Report: Notes
Sustainability Measures	1(e)	15	15	Aggregated Efficiency Margin	13.821%	School Audit Report: Statement of Activities (most recent 3yrs if available), Notes-Pension Plan
	1(f)	15	15	Debt to Asset Ratio	4.597%	School Audit Report: Statement of Net Position

Indicator 1: Fiscal Viability, Points and Designation:	95	Meets
---	-----------	--------------

Indicator	Measure	Points Available	Points Earned	Measure Name	Explanation	Data Source
Financial Management and Oversight	2(a)	20	20	GAAP Standards	Did the school submit a clean audit?-Yes	School's Independent Annual Financial Audit
	2(b)	15	0	Federal Requirements	The school did not receive any points because it failed to comply with one or more material provisions of the Federal requirements. Specifically, the school received a finding in its FY25 SCSC Monitoring Letter regarding its property records, and failed to demonstrate reasonable efforts to remediate all findings to regain compliance.	GADOE: Federal Program Monitoring/SCSC Monitoring
	2(c)	15	15	LUA Manual	The school received all possible points because it compiled with all material provisions of the LUA manual.	SCSC Monitoring
	2(d)	20	20	School's Policies	The school received all possible points because it compiled with all material provisions of the school's own policies.	SCSC Monitoring
	2(e)	10	10	Enrollment Variance	2.167%	SCSC Annual Enrollment Projection Form & GADOE: Data Collections, Student Enrollment by Grade Level
	2(f)	20	20	Timely Audit Submission	Did the school submit its audit by Nov. 1?-Yes	School Audit Report

Indicator 2: Fiscal Management & Oversight, Points and Designation:	85	Meets
--	-----------	--------------

By Financial Indicator Performance Expectations	
80-100 points	Meets Performance Standards
70-79 points	Approaches Performance Standards
0-69 points	Does Not Meet Performance Standards

Destinations Career Academy of Georgia

SECTION II: FINANCIAL PERFORMANCE- Old Method

Overall Designation	
Meets Standards	

Overall Designations	
80 points or more on both indicators	Meets Performance Standards
Any combination of scores otherwise noted for Meets and Does Not Meet designations	Approaches Performance Standards
69 points or less on both indicators	Does Not Meet Performance Standards

Indicator	Measure	Points Available	Points Earned	Measure Name	Measure Value	Data Source
Near Term Measures	1(a)	15	15	Current Ratio	21.753	School Audit Report: Governmental Funds- Balance Sheet
	1(b)	20	20	Unrestricted Days Cash	152	School Audit Report: Governmental Funds- Balance Sheet & Statement of Revenues, Expenditures, and Changes in Fund Balance
	1(c)	20	20	Annual Debt to Income	0.000%	School Audit Report: Statement of Revenues, Expenditures, and Changes in Fund Balance
	1(d)	10	10	Default	No	School Audit Report: Notes
Sustainability Measures	1(e)	15	15	Aggregated Efficiency Margin	13.821%	School Audit Report: Statement of Activities (most recent 3yrs if available), Notes-Pension Plan
	1(f)	20	20	Debt to Asset Ratio	4.597%	School Audit Report: Statement of Net Position

Indicator 1: Fiscal Viability, Points and Designation:	100	Meets
---	------------	--------------

Indicator	Measure	Points Available	Points Earned	Measure Name	Explanation	Data Source
Financial Management and Oversight	2(a)	20	20	GAAP Standards	Did the school submit a clean audit?-Yes	School's Independent Annual Financial Audit
	2(b)	15	0	Federal Requirements	The school did not receive any points because it failed to comply with one or more material provisions of the Federal requirements. Specifically, the school received a finding in its FY25 SCSC Monitoring Letter regarding its property records, and failed to demonstrate reasonable efforts to remediate all findings to regain compliance.	GADOE: Federal Program Monitoring/SCSC Monitoring
	2(c)	15	15	LUA Manual	The school received all possible points because it complied with all material provisions of the LUA manual.	SCSC Monitoring
	2(d)	20	20	School's Policies	The school received all possible points because it complied with all material provisions of the school's own policies.	SCSC Monitoring
	2(e)	10	10	Enrollment Variance	2.167%	SCSC Annual Enrollment Projection Form & GADOE: Data Collections, Student Enrollment by Grade Level
	2(f)	20	20	Timely Audit Submission	Did the school submit its audit by Nov. 1?-Yes	School Audit Report

Indicator 2: Fiscal Management & Oversight, Points and Designation:	85	Meets
--	-----------	--------------

By Financial Indicator Performance Expectations	
80-100 points	Meets Performance Standards
70-79 points	Approaches Performance Standards
0-69 points	Does Not Meet Performance Standards

Destinations Career Academy of Georgia

SECTION III: OPERATIONAL PERFORMANCE


Overall Designation
Meets Standards

Overall Operations Performance Expectations	
80-100 points	Meets Performance Standards
70-79 points	Approaches Performance Standards
0-69 points	Does Not Meet Performance Standards

Indicator	Measure	Points Available	Points Earned	Explanation	Data Source
Educational Program Compliance	1(a)	4	4	The school received all possible points because it has fully implemented all essential or innovative features of its education and operational program and met all mission-specific goals included in its charter contract.	SCSC: Monitoring Activities
	1(b)	4	4	The school received all possible points because it received no findings indicating the school is out of compliance with all applicable laws, rules, regulations, and provisions of its charter contract relating to state education requirements.	SCSC: Monitoring Activities
	1(c)	4	4	The school received all possible points because it received no findings indicating the school is out of compliance with applicable laws, rules, regulations, and provisions of its charter contract relating to federal education requirements.	SCSC: Monitoring Activities
	1(d)	4	4	The school received all possible points because it complied with applicable laws, rules, regulations, and provisions of its charter contract relating to relevant reporting requirements.	SCSC: Monitoring Activities
Governance, Ethics and Transparency	2(a)	5	5	The school received all possible points because the school is complying with all applicable general governance requirements.	SCSC: Monitoring Activities
	2(b)	5	5	The school received all possible points because the school complied with the Georgia Open Meetings Act and Open Records Act requirements, and its budget was approved in accordance with state law.	SCSC: Monitoring Activities
	2(c)	5	0	The school did not receive any points because all governing board members failed to completed required training through the SCSC or approved alternate provider.	SCSC: Training Rosters
	2(d)	5	5	The school received all possible points because it complied with all applicable regulations relating to operating transparently and effectively communicating with stakeholders.	SCSC: Monitoring Activities
Obligations to Students	3(a)	6	6	The school received all possible points because it complied with all applicable laws, rules, regulations, provisions of its charter contract, and its policies relating to the rights of students.	SCSC: Monitoring Activities
	3(b)	6	6	The school received all possible points because it complied with all regulations relating to the treatment of students with identified disabilities and those suspected of having a disability.	SCSC: Monitoring Activities
	3(c)	6	6	The school received all possible points because it protects the rights of English Learners (ELs).	SCSC: Monitoring Activities
	4(a)	6	6	The school received all possible points because it complied with regulations relating to employee qualifications, employee evaluations, and criminal background checks.	SCSC: Monitoring Activities

Employer Qualifications, Evaluations and Criminal Records	4(b)	6	6	The school received all possible points because it complied with all applicable regulations relating to employment considerations.	SCSC: Monitoring Activities
	4(c)	6	6	The school received all possible points because it complied with all applicable regulations relating to employment considerations.	SCSC: Monitoring Activities
School Environment	5(a)	6	6	The school received all possible points because it complied with facilities requirements.	SCSC: Monitoring Activities
	5(b)	6	6	The school received all possible points because it complied with all applicable regulations relating to safety and the protection of student and employee health.	SCSC: Monitoring Activities
	5(c)	6	6	The school received all possible points because it complied with applicable regulations relating to providing required federal notices and the handling of information and stakeholder communication.	SCSC: Monitoring Activities
Additional Obligations	6(a)	4	0	The school did not receive any points because it failed to comply with at least one other applicable law, rule, regulation, provision of its charter contract, or its policies that is not otherwise explicitly addressed in the Operational Standards. Specifically, the school did not attend the FY25 GaDOE Data Conference, as required by its charter contract.	GaDOE: Nutrition Program
	6(b)	6	6	The school received all possible points because it remedied noncompliance after proper notification.	SCSC: Monitoring Activities

Overall Points
91



**COMPREHENSIVE PERFORMANCE
FRAMEWORK**
for State Charter School Evaluation

DuBois Integrity Academy

Section	Designation
Academic Performance	Meets Standards
Financial Performance	Approaches Standards
Operational Performance	Meets Standards

Performance Track Record Across the Term				
Section	2021-22	2022-23	2023-24	2024-25
Academic Performance	Meets	Meets	APP	Meets
Financial Performance	85	95	90/90	70/85
Operational Performance	91	67	89	96

DuBois Integrity Academy

SECTION I: ACADEMIC PERFORMANCE

Overall Designation
Meets Standards

Explanation
The school earned a Meets designation because it outperformed the comparison score on at least one of the academic measures in each grade band served.

Overall Designations	
Exceeds	Outperforms by 10 or more points in all grade bands served on any one of combination of measures
Meets	Outperforms by at least 1 point in all grade bands served on any one or combination of measures.
Approaches	Performs no more than 2 points below in all grade bands served on any one or combination of measures.
Varied	Varied performance across grade bands. The school meets or exceeds in one grade band(s) and does not meet in the other(s).
Does Not Meet	Performs below in all grade bands served across all measures.

Indicator	Measure	Grade Band	Grade Band Designation
Grade Band Measures	CCRPI Content Mastery	E	Approaches
		M	Exceeds
		H	--
	CCRPI Progress	E	Meets
		M	Exceeds
		H	--
	CCRPI Grade Band Score	E	Meets
		M	Exceeds
		H	--
	Value-Added Impact Scores	E	Meets
		M	Meets
		H	--

Grade Band Designations	
Exceeds	Outperforms by 10 or more points
Meets	Outperforms by at least 1 point
Approaches	Performs no more than 2 points below
Does Not Meet	Performs more than 2 points below

ACADEMIC PERFORMANCE BAR CHARTS

■ SCSC School Score ■ School-Level Comparison ■ District-Weighted Comparison



DuBois Integrity Academy

SECTION II: FINANCIAL PERFORMANCE- New Method

Overall Designation
Approaches Standards

Overall Designations	
80 points or more on both indicators	Meets Performance Standards
Any combination of scores otherwise noted for Meets and Does Not Meet designations	Approaches Performance Standards
69 points or less on both indicators	Does Not Meet Performance Standards

Indicator	Measure	Points Available	Points Earned	Measure Name	Measure Value	Data Source
Near Term Measures	1(a)	15	15	Current Ratio	2.018	School Audit Report: Governmental Funds- Balance Sheet
	1(b)	20	10	Unrestricted Days Cash	29	School Audit Report: Governmental Funds- Balance Sheet & Statement of Revenues, Expenditures, and Changes in Fund Balance
	1(c)	25	15	Annual Debt to Income	7.941%	School Audit Report: Statement of Revenues, Expenditures, and Changes in Fund Balance
	1(d)	10	10	Default	No	School Audit Report: Notes
Sustainability Measures	1(e)	15	10	Aggregated Efficiency Margin	-4.947%	School Audit Report: Statement of Activities (most recent 3yrs if available), Notes-Pension Plan
	1(f)	15	10	Debt to Asset Ratio	96.034%	School Audit Report: Statement of Net Position

Indicator 1: Fiscal Viability, Points and Designation:	70	Approaches
---	-----------	-------------------

Indicator	Measure	Points Available	Points Earned	Measure Name	Explanation	Data Source
Financial Management and Oversight	2(a)	20	20	GAAP Standards	Did the school submit a clean audit?-Yes	School's Independent Annual Financial Audit
	2(b)	15	10	Federal Requirements	The school received partial points because it failed to comply with at least one material provision of the Federal Requirements, but adequately remedied its finding(s) and regained compliance. Specifically, the school received a finding in its FY25 SCSC Monitoring Letter regarding its conflicts of interest policy, but made reasonable efforts to remediate the finding to regain compliance.	GADOE: Federal Program Monitoring/SCSC Monitoring
	2(c)	15	10	LUA Manual	The school received partial points because it failed to comply with at least one material provision of the LUA Manual, but adequately remedied its finding(s) and	SCSC Monitoring
	2(d)	20	20	School's Policies	The school received all possible points because it complied with all material provisions of the school's own policies.	SCSC Monitoring
	2(e)	10	5	Enrollment Variance	6.616%	SCSC Annual Enrollment Projection Form & GADOE: Data Collections, Student Enrollment by Grade Level
	2(f)	20	20	Timely Audit Submission	Did the school submit its audit by Nov. 1?-Yes	School Audit Report

Indicator 2: Fiscal Management & Oversight, Points and Designation:	85	Meets
--	-----------	--------------

By Financial Indicator Performance Expectations	
80-100 points	Meets Performance Standards
70-79 points	Approaches Performance Standards
0-69 points	Does Not Meet Performance Standards

DuBois Integrity Academy

SECTION II: FINANCIAL PERFORMANCE- Old Method

Overall Designation
Approaches Standards

Overall Designations	
80 points or more on both indicators	Meets Performance Standards
Any combination of scores otherwise noted for Meets and Does Not Meet designations	Approaches Performance Standards
69 points or less on both indicators	Does Not Meet Performance Standards

Indicator	Measure	Points Available	Points Earned	Measure Name	Measure Value	Data Source
Near Term Measures	1(a)	15	15	Current Ratio	2.018	School Audit Report: Governmental Funds- Balance Sheet
	1(b)	20	10	Unrestricted Days Cash	23	School Audit Report: Governmental Funds- Balance Sheet & Statement of Revenues, Expenditures, and Changes in Fund Balance
	1(c)	20	10	Annual Debt to Income	7.941%	School Audit Report: Statement of Revenues, Expenditures, and Changes in Fund Balance
	1(d)	10	10	Default	No	School Audit Report: Notes
Sustainability Measures	1(e)	15	10	Aggregated Efficiency Margin	-4.947%	School Audit Report: Statement of Activities (most recent 3yrs if available), Notes-Pension Plan
	1(f)	20	10	Debt to Asset Ratio	96.034%	School Audit Report: Statement of Net Position

Indicator 1: Fiscal Viability, Points and Designation:	65	Does Not Meet
---	-----------	----------------------

Indicator	Measure	Points Available	Points Earned	Measure Name	Explanation	Data Source
Financial Management and Oversight	2(a)	20	20	GAAP Standards	Did the school submit a clean audit?-Yes	School's Independent Annual Financial Audit
	2(b)	15	10	Federal Requirements	The school received partial points because it failed to comply with at least one material provision of the Federal Requirements, but adequately remedied its finding(s) and regained compliance. Specifically, the school received a finding in its FY25 SCSC Monitoring Letter regarding its conflicts of interest policy, but made reasonable efforts to remediate the finding to regain compliance.	GADOE: Federal Program Monitoring/SCSC Monitoring
	2(c)	15	10	LUA Manual	The school received partial points because it failed to comply with at least one material provision of the LUA Manual, but adequately remedied its finding(s) and	SCSC Monitoring
	2(d)	20	20	School's Policies	The school received all possible points because it compiled with all material provisions of the school's own policies.	SCSC Monitoring
	2(e)	10	5	Enrollment Variance	6.616%	SCSC Annual Enrollment Projection Form & GADOE: Data Collections, Student Enrollment by Grade Level
	2(f)	20	20	Timely Audit Submission	Did the school submit its audit by Nov. 1?-Yes	School Audit Report

Indicator 2: Fiscal Management & Oversight, Points and Designation:	85	Meets
--	-----------	--------------

By Financial Indicator Performance Expectations	
80-100 points	Meets Performance Standards
70-79 points	Approaches Performance Standards
0-69 points	Does Not Meet Performance Standards

DuBois Integrity Academy

SECTION III: OPERATIONAL PERFORMANCE


Overall Designation
Meets Standards

Overall Operations Performance Expectations	
80-100 points	Meets Performance Standards
70-79 points	Approaches Performance Standards
0-69 points	Does Not Meet Performance Standards

Indicator	Measure	Points Available	Points Earned	Explanation	Data Source
Educational Program Compliance	1(a)	4	4	The school received all possible points because it has fully implemented all essential or innovative features of its education and operational program and met all mission-specific goals included in its charter contract.	SCSC: Monitoring Activities
	1(b)	4	4	The school received all possible points because it received no findings indicating the school is out of compliance with all applicable laws, rules, regulations, and provisions of its charter contract relating to state education requirements.	SCSC: Monitoring Activities
	1(c)	4	4	The school received all possible points because it received no findings indicating the school is out of compliance with applicable laws, rules, regulations, and provisions of its charter contract relating to federal education requirements.	SCSC: Monitoring Activities
	1(d)	4	4	The school received all possible points because it complied with applicable laws, rules, regulations, and provisions of its charter contract relating to relevant reporting requirements.	SCSC: Monitoring Activities
Governance, Ethics and Transparency	2(a)	5	5	The school received all possible points because the school is complying with all applicable general governance requirements.	SCSC: Monitoring Activities
	2(b)	5	5	The school received all possible points because the school complied with the Georgia Open Meetings Act and Open Records Act requirements, and its budget was approved in accordance with state law.	SCSC: Monitoring Activities
	2(c)	5	5	The school received all possible points because all governing board members completed required training through the SCSC or approved alternate provider.	SCSC: Monitoring Activities
	2(d)	5	5	The school received all possible points because it complied with all applicable regulations relating to operating transparently and effectively communicating with stakeholders.	SCSC: Monitoring Activities
Obligations to Students	3(a)	6	6	The school received all possible points because it complied with all applicable laws, rules, regulations, provisions of its charter contract, and its policies relating to the rights of students.	SCSC: Monitoring Activities
	3(b)	6	6	The school received all possible points because it complied with all regulations relating to the treatment of students with identified disabilities and those suspected of having a disability.	SCSC: Monitoring Activities
	3(c)	6	6	The school received all possible points because it protects the rights of English Learners (ELs).	SCSC: Monitoring Activities
	4(a)	6	6	The school received all possible points because it complied with regulations relating to employee qualifications, employee evaluations, and criminal background checks.	SCSC: Monitoring Activities

Employer Qualifications, Evaluations and Criminal Records	4(b)	6	6	The school received all possible points because it complied with all applicable regulations relating to employment considerations.	SCSC: Monitoring Activities
	4(c)	6	6	The school received all possible points because it complied with all applicable regulations relating to employment considerations.	SCSC: Monitoring Activities
School Environment	5(a)	6	4	The school received partial points because the school failed to comply with at least one applicable law, rule or regulation regarding facilities, but remedied the finding(s) and regained compliance. Specifically, the school received a finding in its FY25 SCSC Monitoring Results for its certificate of insurance but made reasonable efforts to remediate the finding to regain compliance.	SCSC: Monitoring Results
	5(b)	6	4	The school received partial points because it failed to comply with all applicable regulations relating to safety and the protection of student and employee health, but remedied the finding(s) and regained compliance. Specifically, the school received a finding in its FY25 SCSC Monitoring Results for its policy on identifying and reporting child abuse but made reasonable efforts to remediate the finding to regain compliance.	SCSC: Monitoring Results
	5(c)	6	6	The school received all possible points because it complied with applicable regulations relating to providing required federal notices and the handling of information and stakeholder communication.	SCSC: Monitoring Activities
Additional Obligations	6(a)	4	4	The school received all possible points because school complied with all other legal, statutory, regulatory, or contractual requirements, that are not otherwise explicitly addressed in the Operational Standards.	SCSC: Monitoring Activities
	6(b)	6	6	The school received all possible points because it remedied noncompliance after proper notification.	SCSC: Monitoring Activities

Overall Points
96



**COMPREHENSIVE PERFORMANCE
FRAMEWORK**
for State Charter School Evaluation

Ethos Classical Charter School

Section	Designation
Academic Performance	Approaches Standards
Financial Performance	Meets Standards
Operational Performance	Meets Standards

Performance Track Record Across the Term				
Section	2021-22	2022-23	2023-24	2024-25
Academic Performance	Meets	Meets	Meets	APP
Financial Performance	95	100	70/65	80/95
Operational Performance	80	71	70	93

SECTION I: ACADEMIC PERFORMANCE

Overall Designation
Approaches Standards

Explanation
The school earned an Approaches designation because it performed no more than two (2) points lower than the comparison on at least one academic measure in each grade band served.

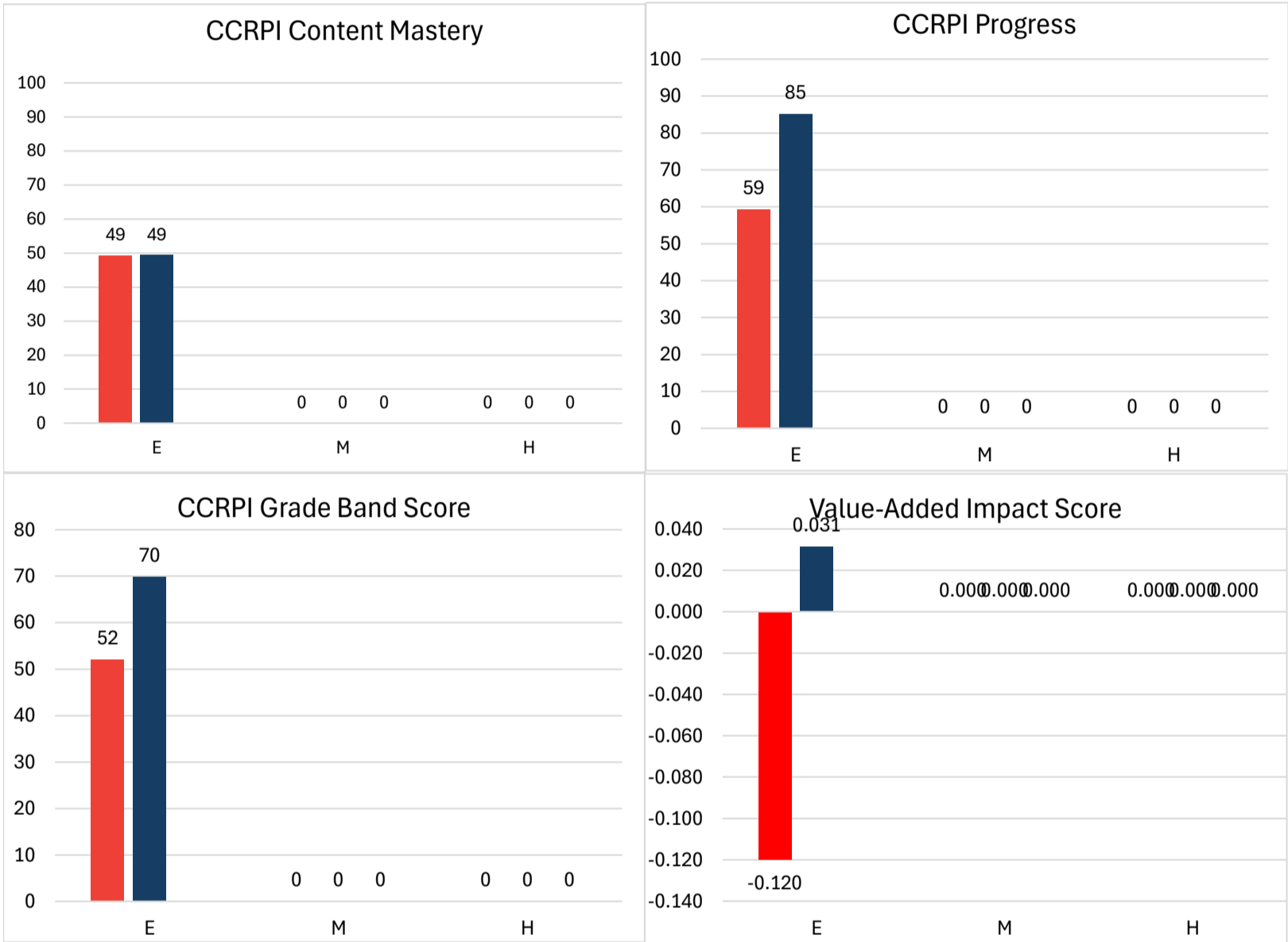
Overall Designations	
Exceeds	Outperforms by 10 or more points in all grade bands served on any one of combination of measures
Meets	Outperforms by at least 1 point in all grade bands served on any one or combination of measures.
Approaches	Performs no more than 2 points below in all grade bands served on any one or combination of measures.
Varied	Varied performance across grade bands. The school meets or exceeds in one grade band(s) and does not meet in the other(s).
Does Not Meet	Performs below in all grade bands served across all measures.

Indicator	Measure	Grade Band	Grade Band Designation
Grade Band Measures	CCRPI Content Mastery	E	Approaches
		M	--
		H	--
	CCRPI Progress	E	DNM
		M	--
		H	--
	CCRPI Grade Band Score	E	DNM
		M	--
		H	--
	Value-Added Impact Scores	E	DNM
		M	--
		H	--

Grade Band Designations	
Exceeds	Outperforms by 10 or more points
Meets	Outperforms by at least 1 point
Approaches	Performs no more than 2 points below
Does Not Meet	Performs more than 2 points below

ACADEMIC PERFORMANCE BAR CHARTS

■ SCSC School Score ■ School-Level Comparison ■ District-Weighted Comparison



Ethos Classical Charter School

SECTION II: FINANCIAL PERFORMANCE- New Method

Overall Designation
Meets Standards

Overall Designations	
80 points or more on both indicators	Meets Performance Standards
Any combination of scores otherwise noted for Meets and Does Not Meet designations	Approaches Performance Standards
69 points or less on both indicators	Does Not Meet Performance Standards

Indicator	Measure	Points Available	Points Earned	Measure Name	Measure Value	Data Source
Near Term Measures	1(a)	15	15	Current Ratio	2.972	School Audit Report: Governmental Funds- Balance Sheet
	1(b)	20	10	Unrestricted Days Cash	24	School Audit Report: Governmental Funds- Balance Sheet & Statement of Revenues, Expenditures, and Changes in Fund Balance
	1(c)	25	15	Annual Debt to Income	11.181%	School Audit Report: Statement of Revenues, Expenditures, and Changes in Fund Balance
	1(d)	10	10	Default	No	School Audit Report: Notes
Sustainability Measures	1(e)	15	15	Aggregated Efficiency Margin	5.624%	School Audit Report: Statement of Activities (most recent 3yrs if available), Notes-Pension Plan
	1(f)	15	15	Debt to Asset Ratio	90.647%	School Audit Report: Statement of Net Position

Indicator 1: Fiscal Viability, Points and Designation:	80	Meets
---	-----------	--------------

Indicator	Measure	Points Available	Points Earned	Measure Name	Explanation	Data Source
Financial Management and Oversight	2(a)	20	20	GAAP Standards	Did the school submit a clean audit?-Yes	School's Independent Annual Financial Audit
	2(b)	15	10	Federal Requirements	The school received partial points because it failed to comply with at least one material provision of the Federal Requirements, but adequately remedied its finding(s) and regained compliance. Specifically, the school received findings in its FY25 SCSC Monitoring Letter regarding a) its provisions describing a process for preventing its property loss, damage, or theft of the property, and b) its property records, but made	GADOE: Federal Program Monitoring/SCSC Monitoring
	2(c)	15	15	LUA Manual	The school received all possible points because it compiled with all material provisions of the LUA manual.	SCSC Monitoring
	2(d)	20	20	School's Policies	The school received all possible points because it compiled with all material provisions of the school's own policies.	SCSC Monitoring
	2(e)	10	10	Enrollment Variance	0.000%	SCSC Annual Enrollment Projection Form & GADOE: Data Collections, Student Enrollment by Grade Level
	2(f)	20	20	Timely Audit Submission	Did the school submit its audit by Nov. 1?-Yes	School Audit Report

Indicator 2: Fiscal Management & Oversight, Points and Designation:	95	Meets
--	-----------	--------------

By Financial Indicator Performance Expectations	
80-100 points	Meets Performance Standards
70-79 points	Approaches Performance Standards
0-69 points	Does Not Meet Performance Standards

Ethos Classical Charter School

SECTION II: FINANCIAL PERFORMANCE- Old Method

Overall Designation
Meets Standards

Overall Designations	
80 points or more on both indicators	Meets Performance Standards
Any combination of scores otherwise noted for Meets and Does Not Meet designations	Approaches Performance Standards
69 points or less on both indicators	Does Not Meet Performance Standards

Indicator	Measure	Points Available	Points Earned	Measure Name	Measure Value	Data Source
Near Term Measures	1(a)	15	15	Current Ratio	2.972	School Audit Report: Governmental Funds- Balance Sheet
	1(b)	20	10	Unrestricted Days Cash	22	School Audit Report: Governmental Funds- Balance Sheet & Statement of Revenues, Expenditures, and Changes in Fund Balance
	1(c)	20	10	Annual Debt to Income	11.181%	School Audit Report: Statement of Revenues, Expenditures, and Changes in Fund Balance
	1(d)	10	10	Default	No	School Audit Report: Notes
Sustainability Measures	1(e)	15	15	Aggregated Efficiency Margin	5.624%	School Audit Report: Statement of Activities (most recent 3yrs if available), Notes-Pension Plan
	1(f)	20	20	Debt to Asset Ratio	90.647%	School Audit Report: Statement of Net Position

Indicator 1: Fiscal Viability, Points and Designation:	80	Meets
---	-----------	--------------

Indicator	Measure	Points Available	Points Earned	Measure Name	Explanation	Data Source
Financial Management and Oversight	2(a)	20	20	GAAP Standards	Did the school submit a clean audit?-Yes	School's Independent Annual Financial Audit
	2(b)	15	10	Federal Requirements	The school received partial points because it failed to comply with at least one material provision of the Federal Requirements, but adequately remedied its finding(s) and regained compliance. Specifically, the school received findings in its FY25 SCSC Monitoring Letter regarding a) its provisions describing a process for preventing its property loss, damage, or theft of the property, and b) its property records, but made	GADOE: Federal Program Monitoring/SCSC Monitoring
	2(c)	15	15	LUA Manual	The school received all possible points because it complied with all material provisions of the LUA manual.	SCSC Monitoring
	2(d)	20	20	School's Policies	The school received all possible points because it complied with all material provisions of the school's own policies.	SCSC Monitoring
	2(e)	10	10	Enrollment Variance	0.000%	SCSC Annual Enrollment Projection Form & GADOE: Data Collections, Student Enrollment by Grade Level
	2(f)	20	20	Timely Audit Submission	Did the school submit its audit by Nov. 1?-Yes	School Audit Report

Indicator 2: Fiscal Management & Oversight, Points and Designation:	95	Meets
--	-----------	--------------

By Financial Indicator Performance Expectations	
80-100 points	Meets Performance Standards
70-79 points	Approaches Performance Standards
0-69 points	Does Not Meet Performance Standards

Ethos Classical Charter School

SECTION III: OPERATIONAL PERFORMANCE


Overall Designation
Meets Standards

Overall Operations Performance Expectations	
80-100 points	Meets Performance Standards
70-79 points	Approaches Performance Standards
0-69 points	Does Not Meet Performance Standards

Indicator	Measure	Points Available	Points Earned	Explanation	Data Source
Educational Program Compliance	1(a)	4	4	The school received all possible points because it has fully implemented all essential or innovative features of its education and operational program and met all mission-specific goals included in its charter contract.	SCSC: Monitoring Activities
	1(b)	4	4	The school received all possible points because it received no findings indicating the school is out of compliance with all applicable laws, rules, regulations, and provisions of its charter contract relating to state education requirements.	SCSC: Monitoring Activities
	1(c)	4	4	The school received all possible points because it received no findings indicating the school is out of compliance with applicable laws, rules, regulations, and provisions of its charter contract relating to federal education requirements.	SCSC: Monitoring Activities
	1(d)	4	4	The school received all possible points because it complied with applicable laws, rules, regulations, and provisions of its charter contract relating to relevant reporting requirements.	SCSC: Monitoring Activities
Governance, Ethics and Transparency	2(a)	5	5	The school received all possible points because the school is complying with all applicable general governance requirements.	SCSC: Monitoring Activities
	2(b)	5	5	The school received all possible points because the school complied with the Georgia Open Meetings Act and Open Records Act requirements, and its budget was approved in accordance with state law.	SCSC: Monitoring Activities
	2(c)	5	0	The school did not receive any points because all governing board members failed to completed required training through the SCSC or approved alternate provider.	SCSC: Training Rosters
	2(d)	5	5	The school received all possible points because it complied with all applicable regulations relating to operating transparently and effectively communicating with stakeholders.	SCSC: Monitoring Activities
Obligations to Students	3(a)	6	6	The school received all possible points because it complied with all applicable laws, rules, regulations, provisions of its charter contract, and its policies relating to the rights of students.	SCSC: Monitoring Activities
	3(b)	6	6	The school received all possible points because it compiled with all regulations relating to the treatment of students with identified disabilities and those suspected of having a disability.	SCSC: Monitoring Activities
	3(c)	6	6	The school received all possible points because it protects the rights of English Learners (ELs).	SCSC: Monitoring Activities
	4(a)	6	6	The school received all possible points because it complied with regulations relating to employee qualifications, employee evaluations, and criminal background checks.	SCSC: Monitoring Activities

Employer Qualifications, Evaluations and Criminal Records	4(b)	6	6	The school received all possible points because it complied with all applicable regulations relating to employment considerations.	SCSC: Monitoring Activities
	4(c)	6	6	The school received all possible points because it complied with all applicable regulations relating to employment considerations.	SCSC: Monitoring Activities
School Environment	5(a)	6	4	The school received partial points because the school failed to comply with at least one applicable law, rule or regulation regarding facilities, but remedied the finding(s) and regained compliance. Specifically, the school received a finding in its FY25 SCSC Monitoring Results for its certificate of insurance but made reasonable efforts to remediate the finding to regain compliance.	SCSC: Monitoring Results
	5(b)	6	6	The school received all possible points because it complied with all applicable regulations relating to safety and the protection of student and employee health.	SCSC: Monitoring Activities
	5(c)	6	6	The school received all possible points because it complied with applicable regulations relating to providing required federal notices and the handling of information and stakeholder communication.	SCSC: Monitoring Activities
Additional Obligations	6(a)	4	4	The school received all possible points because school complied with all other legal, statutory, regulatory, or contractual requirements, that are not otherwise explicitly addressed in the Operational Standards.	SCSC: Monitoring Activities
	6(b)	6	6	The school received all possible points because it remedied noncompliance after proper notification.	SCSC: Monitoring Activities

Overall Points
93



**COMPREHENSIVE PERFORMANCE
FRAMEWORK**
for State Charter School Evaluation

Excelsior Village Academies

Section	Designation
Academic Performance	Does Not Meet Standards
Financial Performance	Does Not Meet Standards
Operational Performance	Approaches Standards

Performance Track Record Across the Term				
Section	2021-22	2022-23	2023-24	2024-25
Academic Performance	NA	NA	NA	DNM
Financial Performance	NA	NA	NA	65/55
Operational Performance	NA	NA	NA	71

Excelsior Village Academies

SECTION I: ACADEMIC PERFORMANCE

Overall Designation
Does Not Meet Standards

Explanation
The school earned a Does Not Meet designation because it performed at least two (2) points lower than the comparison score in each grade band served.

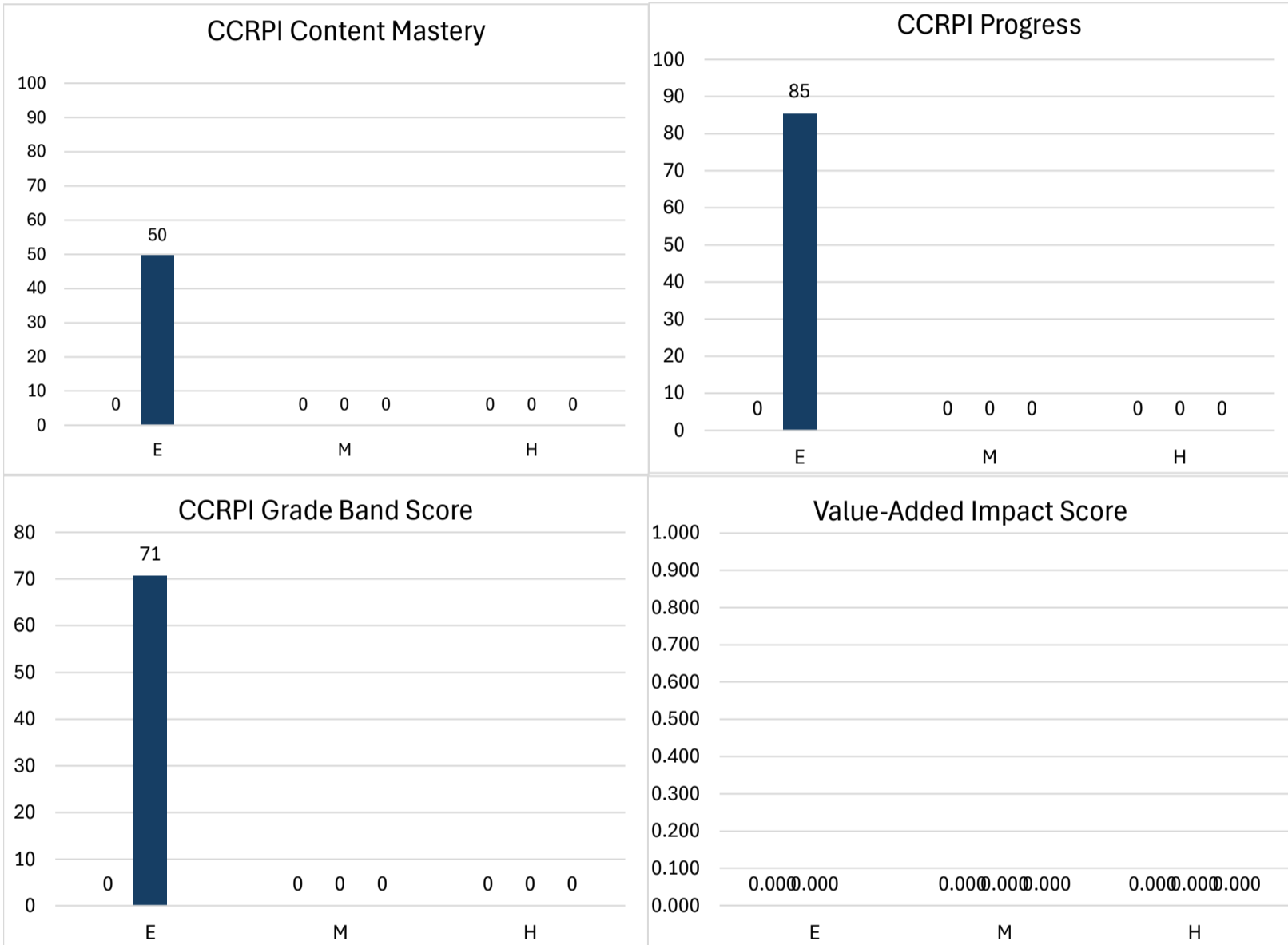
Overall Designations	
Exceeds	Outperforms by 10 or more points in all grade bands served on any one of combination of measures
Meets	Outperforms by at least 1 point in all grade bands served on any one or combination of measures.
Approaches	Performs no more than 2 points below in all grade bands served on any one or combination of measures.
Varied	Varied performance across grade bands. The school meets or exceeds in one grade band(s) and does not meet in the other(s).
Does Not Meet	Performs below in all grade bands served across all measures.

Indicator	Measure	Grade Band	Grade Band Designation
Grade Band Measures	CCRPI Content Mastery	E	NA
		M	--
		H	--
	CCRPI Progress	E	NA
		M	--
		H	--
	CCRPI Grade Band Score	E	NA
		M	--
		H	--
	Value-Added Impact Scores	E	NA
		M	--
		H	--

Grade Band Designations	
Exceeds	Outperforms by 10 or more points
Meets	Outperforms by at least 1 point
Approaches	Performs no more than 2 points below
Does Not Meet	Performs more than 2 points below

ACADEMIC PERFORMANCE BAR CHARTS

■ SCSC School Score ■ School-Level Comparison ■ District-Weighted Comparison



Excelsior Village Academies

SECTION II: FINANCIAL PERFORMANCE- New Method

Overall Designation
Does Not Meet Standards

Overall Designations	
80 points or more on both indicators	Meets Performance Standards
Any combination of scores otherwise noted for Meets and Does Not Meet designations	Approaches Performance Standards
69 points or less on both indicators	Does Not Meet Performance Standards

Indicator	Measure	Points Available	Points Earned	Measure Name	Measure Value	Data Source
Near Term Measures	1(a)	15	0	Current Ratio	0.741	School Audit Report: Governmental Funds- Balance Sheet
	1(b)	20	0	Unrestricted Days Cash	8	School Audit Report: Governmental Funds- Balance Sheet & Statement of Revenues, Expenditures, and Changes in Fund Balance
	1(c)	25	20	Annual Debt to Income	0.348%	School Audit Report: Statement of Revenues, Expenditures, and Changes in Fund Balance
	1(d)	10	10	Default	No	School Audit Report: Notes
Sustainability Measures	1(e)	15	15	Aggregated Efficiency Margin	0.000%	School Audit Report: Statement of Activities (most recent 3yrs if available), Notes-Pension Plan
	1(f)	15	15	Debt to Asset Ratio	91.550%	School Audit Report: Statement of Net Position

Indicator 1: Fiscal Viability, Points and Designation:	60	Does Not Meet
---	-----------	----------------------

Indicator	Measure	Points Available	Points Earned	Measure Name	Explanation	Data Source
Financial Management and Oversight	2(a)	20	20	GAAP Standards	Did the school submit a clean audit?-Yes	School's Independent Annual Financial Audit
	2(b)	15	0	Federal Requirements	The school did not receive any points because it failed to comply with one or more material provisions of the Federal requirements. Specifically, the school received findings in its FY25 SCSC Monitoring Letter regarding a)its provisions describing a process for preventing its property loss, damage, or theft of the property, b) its conflicts of interest policy, and c) its property records failed to demonstrate reasonable efforts to remediate	GaDOE: Federal Program Monitoring/SCSC Monitoring
	2(c)	15	15	LUA Manual	The school received all possible points because it compiled with all material provisions of the LUA manual.	SCSC Monitoring
	2(d)	20	0	School's Policies	The school did not receive any points because it failed to comply with one or more material provisions of the school's own policies. Specifically, the school received	SCSC Monitoring
	2(e)	10	0	Enrollment Variance	15.888%	SCSC Annual Enrollment Projection Form & GADOE: Data Collections, Student Enrollment by Grade Level
	2(f)	20	20	Timely Audit Submission	Did the school submit its audit by Nov. 1?-Yes	School Audit Report

Indicator 2: Fiscal Management & Oversight, Points and Designation:	55	Does Not Meet
--	-----------	----------------------

By Financial Indicator Performance Expectations	
80-100 points	Meets Performance Standards
70-79 points	Approaches Performance Standards
0-69 points	Does Not Meet Performance Standards

Excelsior Village Academies

SECTION II: FINANCIAL PERFORMANCE- Old Method

Overall Designation
Does Not Meet Standards

Overall Designations	
80 points or more on both indicators	Meets Performance Standards
Any combination of scores otherwise noted for Meets and Does Not Meet designations	Approaches Performance Standards
69 points or less on both indicators	Does Not Meet Performance Standards

Indicator	Measure	Points Available	Points Earned	Measure Name	Measure Value	Data Source
Near Term Measures	1(a)	15	0	Current Ratio	0.741	School Audit Report: Governmental Funds- Balance Sheet
	1(b)	20	0	Unrestricted Days Cash	8	School Audit Report: Governmental Funds- Balance Sheet & Statement of Revenues, Expenditures, and Changes in Fund Balance
	1(c)	20	20	Annual Debt to Income	0.348%	School Audit Report: Statement of Revenues, Expenditures, and Changes in Fund Balance
	1(d)	10	10	Default	No	School Audit Report: Notes
Sustainability Measures	1(e)	15	15	Aggregated Efficiency Margin	5.166%	School Audit Report: Statement of Activities (most recent 3yrs if available), Notes-Pension Plan
	1(f)	20	20	Debt to Asset Ratio	91.550%	School Audit Report: Statement of Net Position

Indicator 1: Fiscal Viability, Points and Designation:	65	Does Not Meet
---	-----------	----------------------

Indicator	Measure	Points Available	Points Earned	Measure Name	Explanation	Data Source
Financial Management and Oversight	2(a)	20	20	GAAP Standards	Did the school submit a clean audit?-Yes	School's Independent Annual Financial Audit
	2(b)	15	0	Federal Requirements	The school did not receive any points because it failed to comply with one or more material provisions of the Federal requirements. Specifically, the school received findings in its FY25 SCSC Monitoring Letter regarding a)its provisions describing a process for preventing its property loss, damage, or theft of the property, b) its conflicts of interest policy, and c) its property records failed to demonstrate reasonable efforts to remediate	GaDOE: Federal Program Monitoring/SCSC Monitoring
	2(c)	15	15	LUA Manual	The school received all possible points because it complied with all material provisions of the LUA manual.	SCSC Monitoring
	2(d)	20	0	School's Policies	The school did not receive any points because it failed to comply with one or more material provisions of the school's own policies. Specifically, the school received	SCSC Monitoring
	2(e)	10	0	Enrollment Variance	15.888%	SCSC Annual Enrollment Projection Form & GADOE: Data Collections, Student Enrollment by Grade Level
	2(f)	20	20	Timely Audit Submission	Did the school submit its audit by Nov. 1?-Yes	School Audit Report

Indicator 2: Fiscal Management & Oversight, Points and Designation:	55	Does Not Meet
--	-----------	----------------------

By Financial Indicator Performance Expectations	
80-100 points	Meets Performance Standards
70-79 points	Approaches Performance Standards
0-69 points	Does Not Meet Performance Standards

Excelsior Village Academies

SECTION III: OPERATIONAL PERFORMANCE

Overall Designation
Approaches Standards


Overall Operations Performance Expectations	
80-100 points	Meets Performance Standards
70-79 points	Approaches Performance Standards
0-69 points	Does Not Meet Performance Standards

Indicator	Measure	Points Available	Points Earned	Explanation	Data Source
Educational Program Compliance	1(a)	4	4	The school received all possible points because it has fully implemented all essential or innovative features of its education and operational program and met all mission-specific goals included in its charter contract.	SCSC: Monitoring Activities
	1(b)	4	4	The school received all possible points because it received no findings indicating the school is out of compliance with all applicable laws, rules, regulations, and provisions of its charter contract relating to state education requirements.	SCSC: Monitoring Activities
	1(c)	4	4	The school received all possible points because it received no findings indicating the school is out of compliance with applicable laws, rules, regulations, and provisions of its charter contract relating to federal education requirements.	SCSC: Monitoring Activities
	1(d)	4	2	The school received partial points because it failed to comply with two or fewer relevant reporting requirement but complied with all others. Specifically, the Georgia Department of Education reported that the school did not submit its Student Class Size 2025-L and SR 2025 on time.	GaDOE: Data Collections On-Time Report
Governance, Ethics and Transparency	2(a)	5	3	The school received partial points because the school was found out of compliance with applicable general governance, but remedied the finding(s) within the specified timeframe. Specifically, the school received a finding in its FY25 SCSC Monitoring Results for its conflict of interest policy but made reasonable efforts to remediate the finding to regain compliance.	SCSC: Monitoring Results
	2(b)	5	0	The school did not receive any points because it failed to comply with at least one applicable state law requirement regarding the passage of the school's annual budget.	SCSC: Monitoring Results
	2(c)	5	5	The school received all possible points because all governing board members completed required training through the SCSC or approved alternate provider.	SCSC: Training Rosters
	2(d)	5	5	The school received all possible points because it complied with all applicable regulations relating to operating transparently and effectively communicating with stakeholders.	SCSC: Monitoring Activities
	3(a)	6	4	The school received partial points because it failed to comply with at least one applicable law, rule or regulation regarding protecting the rights of all students, but adequately remedied its finding(s) and regained compliance. Specifically, the school received a finding in its FY25 SCSC Monitoring Results for its complaint resolution policy to address complaints alleging violations of the Protect Students First Act but made reasonable efforts to remediate the finding to regain compliance.	SCSC: Monitoring Results

Obligations to Students	3(b)	6	4	The school failed to comply with at least one regulation relating to the treatment of students with identified disabilities and those suspected of having a disability, but adequately remedied its finding(s) and regained compliance. Specifically, the school received a finding in its FY25 SCSC Monitoring Results for its procedural safeguards but made reasonable efforts to remediate the finding to regain compliance.	SCSC: Monitoring Results
	3(c)	6	4	The school received partial points because the school failed to comply with at least one applicable regulation relating to EL requirements, but the school adequately remedied its finding(s) and regained compliance. Specifically, the school received a finding in its FY25 SCSC Monitoring Results for its enrollment packet but made reasonable efforts to remediate the finding to regain compliance.	SCSC: Monitoring Results
Employer Qualifications, Evaluations and Criminal Records	4(a)	6	6	The school received all possible points because it complied with regulations relating to employee qualifications, employee evaluations, and criminal background checks.	SCSC: Monitoring Activities
	4(b)	6	4	The school received partial points because it failed to comply with at least one applicable regulation relating to employment considerations, but adequately remedied its finding(s) and regained compliance. Specifically, the school received a finding in its FY25 SCSC Monitoring Results for its Employee and/or staff handbook but made reasonable efforts to remediate the finding to regain compliance.	SCSC: Monitoring Results
	4(c)	6	6	The school received all possible points because it complied with all applicable regulations relating to employment considerations.	SCSC: Monitoring Activities
School Environment	5(a)	6	4	The school received partial points because the school failed to comply with at least one applicable law, rule or regulation regarding facilities, but remedied the finding(s) and regained compliance. Specifically, the school received three finding in its FY25 SCSC Monitoring Results for its fire and safety drill schedule and school safety plan but made reasonable efforts to remediate the findings to regain compliance.	SCSC: Monitoring Results
	5(b)	6	0	The school did not receive any points because it failed to comply with applicable regulations relating to safety and the protection of student and employee health. Specifically, the school received two findings in its FY25 SCSC Monitoring Results for its policy and training on identifying and reporting child abuse and did not submit a corrective action plan that demonstrated remediation of all findings.	SCSC: Monitoring Results
	5(c)	6	6	The school received all possible points because it complied with applicable regulations relating to providing required federal notices and the handling of information and stakeholder communication.	SCSC: Monitoring Activities
Additional Obligations	6(a)	4	0	The school did not receive and any points because it failed to comply with at least one other applicable law, rule, regulation, provision of its charter contract, or its policies that is not otherwise explicitly addressed in the Operational Standards. Specifically, the school received a finding in its FY25 SCSC Monitoring Results for its surety bond and did not submit a corrective action plan that demonstrated remediation.	SCSC: Monitoring Results

	6(b)	6	6	The school received all possible points because it remedied noncompliance after proper notification.	SCSC: Monitoring Activities
--	------	---	---	--	-----------------------------

Overall Points
71



**COMPREHENSIVE PERFORMANCE
FRAMEWORK**
for State Charter School Evaluation

Furlow Charter School

Section	Designation
Academic Performance	Exceeds Standards
Financial Performance	Approaches Standards
Operational Performance	Meets Standards

Performance Track Record Across the Term				
Section	2021-22	2022-23	2023-24	2024-25
Academic Performance	Meets	Meets	Meets	Exceeds
Financial Performance	100	100	100/100	100/70
Operational Performance	91	80	90	98

SECTION I: ACADEMIC PERFORMANCE

Overall Designation
Exceeds Standards

Explanation
The school earned an Exceeds designation because it outperformed the comparison score by 10 or more points on at least one academic measure in each grade band served.

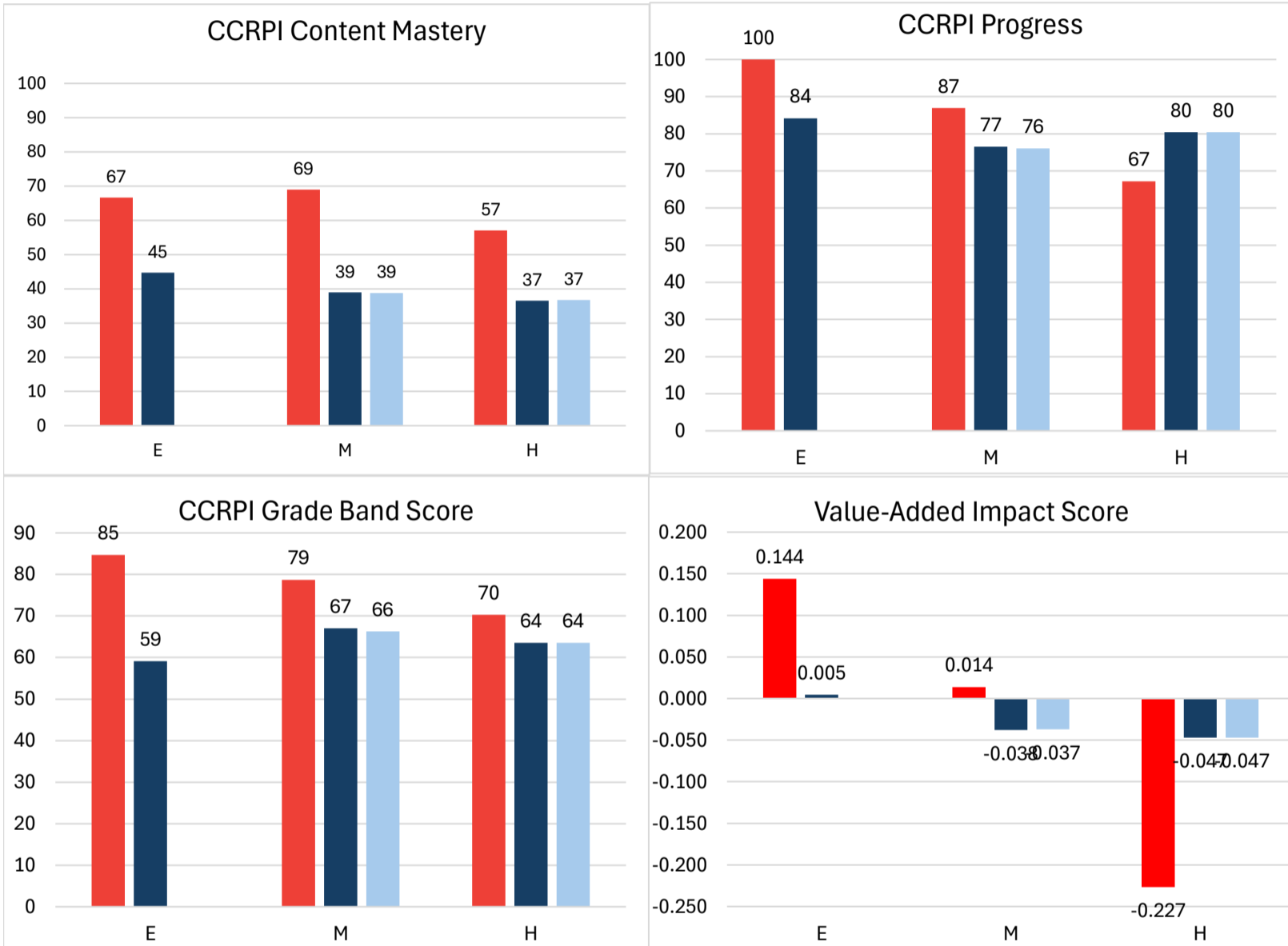
Overall Designations	
Exceeds	Outperforms by 10 or more points in all grade bands served on any one of combination of measures
Meets	Outperforms by at least 1 point in all grade bands served on any one or combination of measures.
Approaches	Performs no more than 2 points below in all grade bands served on any one or combination of measures.
Varied	Varied performance across grade bands. The school meets or exceeds in one grade band(s) and does not meet in the other(s).
Does Not Meet	Performs below in all grade bands served across all measures.

Indicator	Measure	Grade Band	Grade Band Designation
Grade Band Measures	CCRPI Content Mastery	E	Exceeds
		M	Exceeds
		H	Exceeds
	CCRPI Progress	E	Exceeds
		M	Exceeds
		H	DNM
	CCRPI Grade Band Score	E	Exceeds
		M	Exceeds
		H	Meets
	Value-Added Impact Scores	E	Meets
		M	DNM
		H	DNM

Grade Band Designations	
Exceeds	Outperforms by 10 or more points
Meets	Outperforms by at least 1 point
Approaches	Performs no more than 2 points below
Does Not Meet	Performs more than 2 points below

ACADEMIC PERFORMANCE BAR CHARTS

■ SCSC School Score ■ School-Level Comparison ■ District-Weighted Comparison



Furlow Charter School

SECTION II: FINANCIAL PERFORMANCE- New Method

Overall Designation
Approaches Standards

Overall Designations	
80 points or more on both indicators	Meets Performance Standards
Any combination of scores otherwise noted for Meets and Does Not Meet designations	Approaches Performance Standards
69 points or less on both indicators	Does Not Meet Performance Standards

Indicator	Measure	Points Available	Points Earned	Measure Name	Measure Value	Data Source
Near Term Measures	1(a)	15	15	Current Ratio	15.226	School Audit Report: Governmental Funds- Balance Sheet
	1(b)	20	20	Unrestricted Days Cash	261	School Audit Report: Governmental Funds- Balance Sheet & Statement of Revenues, Expenditures, and Changes in Fund Balance
	1(c)	25	20	Annual Debt to Income	0.000%	School Audit Report: Statement of Revenues, Expenditures, and Changes in Fund Balance
	1(d)	10	10	Default	No	School Audit Report: Notes
Sustainability Measures	1(e)	15	15	Aggregated Efficiency Margin	20.695%	School Audit Report: Statement of Activities (most recent 3yrs if available), Notes-Pension Plan
	1(f)	15	15	Debt to Asset Ratio	42.717%	School Audit Report: Statement of Net Position

Indicator 1: Fiscal Viability, Points and Designation:	95	Meets
---	-----------	--------------

Indicator	Measure	Points Available	Points Earned	Measure Name	Explanation	Data Source
Financial Management and Oversight	2(a)	20	0	GAAP Standards	Did the school submit a clean audit?-No	School's Independent Annual Financial Audit
	2(b)	15	15	Federal Requirements	The school received all possible points because it complied with all material provisions of the Federal Requirements.	GADOE: Federal Program Monitoring/SCSC Monitoring
	2(c)	15	15	LUA Manual	The school received all possible points because it complied with all material provisions of the LUA manual.	SCSC Monitoring
	2(d)	20	10	School's Policies	The school received partial points because it failed to comply with at least one material provision of the school's own policies, but adequately remedied its	SCSC Monitoring
	2(e)	10	10	Enrollment Variance	1.739%	SCSC Annual Enrollment Projection Form & GADOE: Data Collections, Student Enrollment by Grade Level
	2(f)	20	20	Timely Audit Submission	Did the school submit its audit by Nov. 1?-Yes	School Audit Report

Indicator 2: Fiscal Management & Oversight, Points and Designation:	70	Approaches
--	-----------	-------------------

By Financial Indicator Performance Expectations	
80-100 points	Meets Performance Standards
70-79 points	Approaches Performance Standards
0-69 points	Does Not Meet Performance Standards

Furlow Charter School

SECTION II: FINANCIAL PERFORMANCE- Old Method

Overall Designation
Approaches Standards

Overall Designations	
80 points or more on both indicators	Meets Performance Standards
Any combination of scores otherwise noted for Meets and Does Not Meet designations	Approaches Performance Standards
69 points or less on both indicators	Does Not Meet Performance Standards

Indicator	Measure	Points Available	Points Earned	Measure Name	Measure Value	Data Source
Near Term Measures	1(a)	15	15	Current Ratio	15.226	School Audit Report: Governmental Funds- Balance Sheet
	1(b)	20	20	Unrestricted Days Cash	255	School Audit Report: Governmental Funds- Balance Sheet & Statement of Revenues, Expenditures, and Changes in Fund Balance
	1(c)	20	20	Annual Debt to Income	0.000%	School Audit Report: Statement of Revenues, Expenditures, and Changes in Fund Balance
	1(d)	10	10	Default	No	School Audit Report: Notes
Sustainability Measures	1(e)	15	15	Aggregated Efficiency Margin	20.695%	School Audit Report: Statement of Activities (most recent 3yrs if available), Notes-Pension Plan
	1(f)	20	20	Debt to Asset Ratio	42.717%	School Audit Report: Statement of Net Position

Indicator 1: Fiscal Viability, Points and Designation:	100	Meets
---	------------	--------------

Indicator	Measure	Points Available	Points Earned	Measure Name	Explanation	Data Source
Financial Management and Oversight	2(a)	20	0	GAAP Standards	Did the school submit a clean audit?-No	School's Independent Annual Financial Audit
	2(b)	15	15	Federal Requirements	The school received all possible points because it complied with all material provisions of the Federal Requirements.	GADOE: Federal Program Monitoring/SCSC Monitoring
	2(c)	15	15	LUA Manual	The school received all possible points because it complied with all material provisions of the LUA manual.	SCSC Monitoring
	2(d)	20	10	School's Policies	The school received partial points because it failed to comply with at least one material provision of the school's own policies, but adequately remedied its	SCSC Monitoring
	2(e)	10	10	Enrollment Variance	1.739%	SCSC Annual Enrollment Projection Form & GADOE: Data Collections, Student Enrollment by Grade Level
	2(f)	20	20	Timely Audit Submission	Did the school submit its audit by Nov. 1?-Yes	School Audit Report

Indicator 2: Fiscal Management & Oversight, Points and Designation:	70	Approaches
--	-----------	-------------------

By Financial Indicator Performance Expectations	
80-100 points	Meets Performance Standards
70-79 points	Approaches Performance Standards
0-69 points	Does Not Meet Performance Standards

Furlow Charter School

SECTION III: OPERATIONAL PERFORMANCE


Overall Designation
Meets Standards

Overall Operations Performance Expectations	
80-100 points	Meets Performance Standards
70-79 points	Approaches Performance Standards
0-69 points	Does Not Meet Performance Standards

Indicator	Measure	Points Available	Points Earned	Explanation	Data Source
Educational Program Compliance	1(a)	4	4	The school received all possible points because it has fully implemented all essential or innovative features of its education and operational program and met all mission-specific goals included in its charter contract.	SCSC: Monitoring Activities
	1(b)	4	4	The school received all possible points because it received no findings indicating the school is out of compliance with all applicable laws, rules, regulations, and provisions of its charter contract relating to state education requirements.	SCSC: Monitoring Activities
	1(c)	4	4	The school received all possible points because it received no findings indicating the school is out of compliance with applicable laws, rules, regulations, and provisions of its charter contract relating to federal education requirements.	SCSC: Monitoring Activities
	1(d)	4	4	The school received all possible points because it complied with applicable laws, rules, regulations, and provisions of its charter contract relating to relevant reporting requirements.	SCSC: Monitoring Activities
Governance, Ethics and Transparency	2(a)	5	5	The school received all possible points because the school is complying with all applicable general governance requirements.	SCSC: Monitoring Activities
	2(b)	5	5	The school received all possible points because the school complied with the Georgia Open Meetings Act and Open Records Act requirements, and its budget was approved in accordance with state law.	SCSC: Monitoring Activities
	2(c)	5	5	The school received all possible points because all governing board members completed required training through the SCSC or approved alternate provider.	SCSC: Monitoring Activities
	2(d)	5	5	The school received all possible points because it complied with all applicable regulations relating to operating transparently and effectively communicating with stakeholders.	SCSC: Monitoring Activities
Obligations to Students	3(a)	6	4	The school received partial points because it failed to comply with at least one applicable law, rule or regulation regarding protecting the rights of all students, but adequately remedied its finding(s) and regained compliance. Specifically, the school received a finding in its FY25 SCSC Monitoring Results for its Parents' Bill of Rights Policy but made reasonable efforts to remediate the finding to regain compliance.	SCSC: Monitoring Results
	3(b)	6	6	The school received all possible points because it complied with all regulations relating to the treatment of students with identified disabilities and those suspected of having a disability.	SCSC: Monitoring Activities

	3(c)	6	6	The school received all possible points because it protects the rights of English Learners (ELs).	SCSC: Monitoring Activities
Employer Qualifications, Evaluations and Criminal Records	4(a)	6	6	The school received all possible points because it complied with regulations relating to employee qualifications, employee evaluations, and criminal background checks.	SCSC: Monitoring Activities
	4(b)	6	6	The school received all possible points because it complied with all applicable regulations relating to employment considerations.	SCSC: Monitoring Activities
	4(c)	6	6	The school received all possible points because it complied with all applicable regulations relating to employment considerations.	SCSC: Monitoring Activities
School Environment	5(a)	6	6	The school received all possible points because it complied with facilities requirements.	SCSC: Monitoring Activities
	5(b)	6	6	The school received all possible points because it complied with all applicable regulations relating to safety and the protection of student and employee health.	SCSC: Monitoring Activities
	5(c)	6	6	The school received all possible points because it complied with applicable regulations relating to providing required federal notices and the handling of information and stakeholder communication.	SCSC: Monitoring Activities
Additional Obligations	6(a)	4	4	The school received all possible points because school complied with all other legal, statutory, regulatory, or contractual requirements, that are not otherwise explicitly addressed in the Operational Standards.	SCSC: Monitoring Activities
	6(b)	6	6	The school received all possible points because it remedied noncompliance after proper notification.	SCSC: Monitoring Activities

Overall Points
98



**COMPREHENSIVE PERFORMANCE
FRAMEWORK**
for State Charter School Evaluation

Genesis Innovation Academy for Boys

Section	Designation
Academic Performance	Exceeds Standards
Financial Performance	Meets Standards
Operational Performance	Meets Standards

Performance Track Record Across the Term				
Section	2021-22	2022-23	2023-24	2024-25
Academic Performance	Meets	Meets	Exceeds	Exceeds
Financial Performance	85	85	100/75	100/85
Operational Performance	92	79	84	96

Genesis Innovation Academy for Boys

SECTION I: ACADEMIC PERFORMANCE

Overall Designation
Exceeds Standards

Explanation
The school earned an Exceeds designation because it outperformed the comparison score by 10 or more points on at least one academic measure in each grade band served.

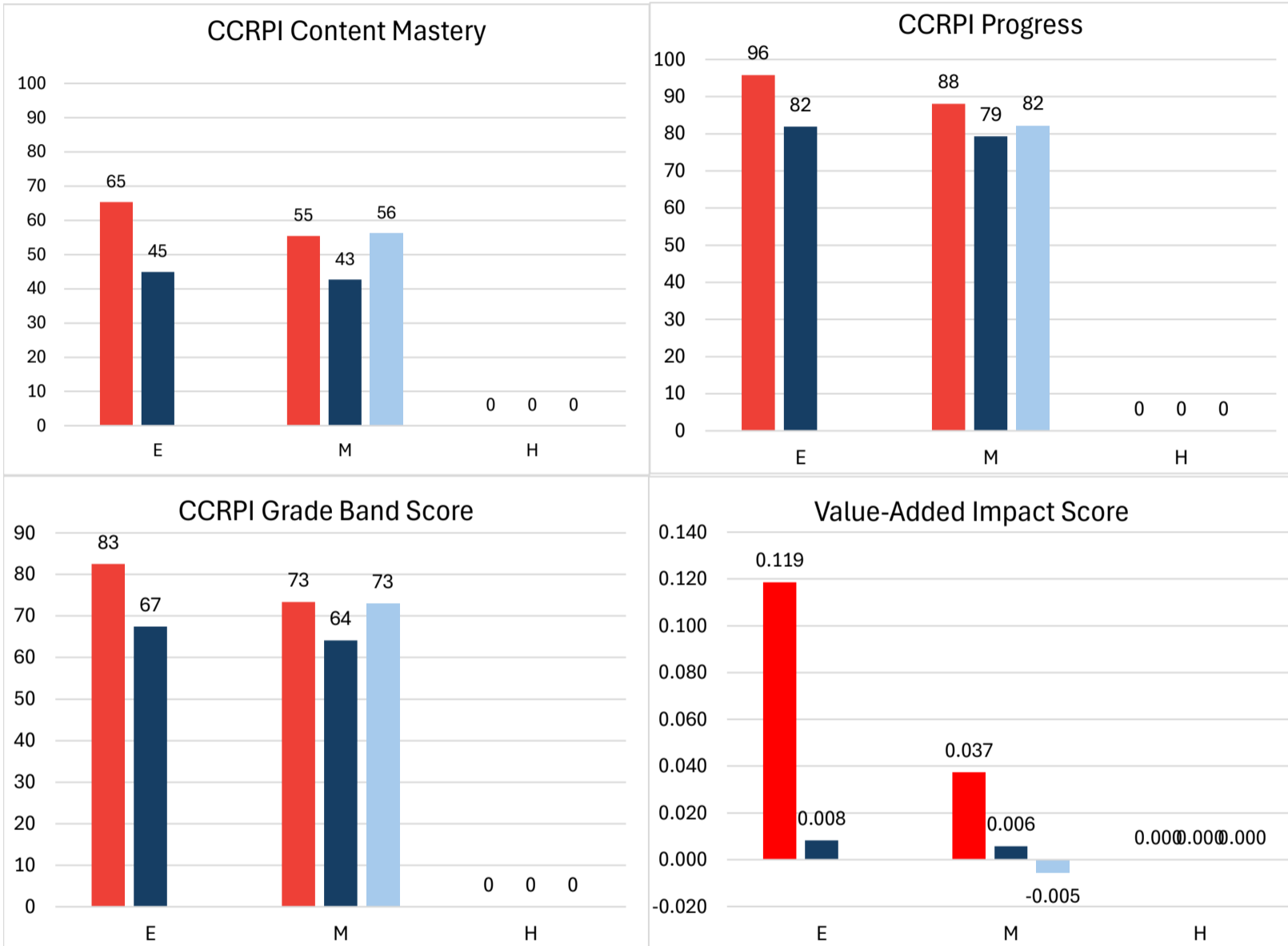
Overall Designations	
Exceeds	Outperforms by 10 or more points in all grade bands served on any one of combination of measures
Meets	Outperforms by at least 1 point in all grade bands served on any one or combination of measures.
Approaches	Performs no more than 2 points below in all grade bands served on any one or combination of measures.
Varied	Varied performance across grade bands. The school meets or exceeds in one grade band(s) and does not meet in the other(s).
Does Not Meet	Performs below in all grade bands served across all measures.

Indicator	Measure	Grade Band	Grade Band Designation
Grade Band Measures	CCRPI Content Mastery	E	Exceeds
		M	Exceeds
		H	--
	CCRPI Progress	E	Exceeds
		M	Meets
		H	--
	CCRPI Grade Band Score	E	Exceeds
		M	Meets
		H	--
	Value-Added Impact Scores	E	Meets
		M	DNM
		H	--

Grade Band Designations	
Exceeds	Outperforms by 10 or more points
Meets	Outperforms by at least 1 point
Approaches	Performs no more than 2 points below
Does Not Meet	Performs more than 2 points below

ACADEMIC PERFORMANCE BAR CHARTS

■ SCSC School Score ■ School-Level Comparison ■ District-Weighted Comparison



Genesis Innovation Academy for Boys

SECTION II: FINANCIAL PERFORMANCE- New Method

Overall Designation	
Meets Standards	

Overall Designations	
80 points or more on both indicators	Meets Performance Standards
Any combination of scores otherwise noted for Meets and Does Not Meet designations	Approaches Performance Standards
69 points or less on both indicators	Does Not Meet Performance Standards

Indicator	Measure	Points Available	Points Earned	Measure Name	Measure Value	Data Source
Near Term Measures	1(a)	15	15	Current Ratio	7.914	School Audit Report: Governmental Funds- Balance Sheet
	1(b)	20	20	Unrestricted Days Cash	328	School Audit Report: Governmental Funds- Balance Sheet & Statement of Revenues, Expenditures, and Changes in Fund Balance
	1(c)	25	25	Annual Debt to Income	2.624%	School Audit Report: Statement of Revenues, Expenditures, and Changes in Fund Balance
	1(d)	10	10	Default	No	School Audit Report: Notes
Sustainability Measures	1(e)	15	15	Aggregated Efficiency Margin	6.675%	School Audit Report: Statement of Activities (most recent 3yrs if available), Notes-Pension Plan
	1(f)	15	15	Debt to Asset Ratio	37.285%	School Audit Report: Statement of Net Position

Indicator 1: Fiscal Viability, Points and Designation:	100	Meets
---	------------	--------------

Indicator	Measure	Points Available	Points Earned	Measure Name	Explanation	Data Source
Financial Management and Oversight	2(a)	20	20	GAAP Standards	Did the school submit a clean audit?-Yes	School's Independent Annual Financial Audit
	2(b)	15	0	Federal Requirements	The school did not receive any points because it failed to comply with one or more material provisions of the Federal requirements. Specifically, the school received a finding in its FY25 SCSC Monitoring Letter regarding its property records, and failed to demonstrate reasonable efforts to remediate all findings to regain compliance.	GADOE: Federal Program Monitoring/SCSC Monitoring
	2(c)	15	15	LUA Manual	The school received all possible points because it compiled with all material provisions of the LUA manual.	SCSC Monitoring
	2(d)	20	20	School's Policies	The school received all possible points because it compiled with all material provisions of the school's own policies.	SCSC Monitoring
	2(e)	10	10	Enrollment Variance	1.320%	SCSC Annual Enrollment Projection Form & GADOE: Data Collections, Student Enrollment by Grade Level
	2(f)	20	20	Timely Audit Submission	Did the school submit its audit by Nov. 1?-Yes	School Audit Report

Indicator 2: Fiscal Management & Oversight, Points and Designation:	85	Meets
--	-----------	--------------

By Financial Indicator Performance Expectations	
80-100 points	Meets Performance Standards
70-79 points	Approaches Performance Standards
0-69 points	Does Not Meet Performance Standards

Genesis Innovation Academy for Boys

SECTION II: FINANCIAL PERFORMANCE- Old Method

Overall Designation	
Meets Standards	

Overall Designations	
80 points or more on both indicators	Meets Performance Standards
Any combination of scores otherwise noted for Meets and Does Not Meet designations	Approaches Performance Standards
69 points or less on both indicators	Does Not Meet Performance Standards

Indicator	Measure	Points Available	Points Earned	Measure Name	Measure Value	Data Source
Near Term Measures	1(a)	15	15	Current Ratio	7.914	School Audit Report: Governmental Funds- Balance Sheet
	1(b)	20	20	Unrestricted Days Cash	322	School Audit Report: Governmental Funds- Balance Sheet & Statement of Revenues, Expenditures, and Changes in Fund Balance
	1(c)	20	20	Annual Debt to Income	2.624%	School Audit Report: Statement of Revenues, Expenditures, and Changes in Fund Balance
	1(d)	10	10	Default	No	School Audit Report: Notes
Sustainability Measures	1(e)	15	15	Aggregated Efficiency Margin	6.675%	School Audit Report: Statement of Activities (most recent 3yrs if available), Notes-Pension Plan
	1(f)	20	20	Debt to Asset Ratio	37.285%	School Audit Report: Statement of Net Position

Indicator 1: Fiscal Viability, Points and Designation:	100	Meets
---	------------	--------------

Indicator	Measure	Points Available	Points Earned	Measure Name	Explanation	Data Source
Financial Management and Oversight	2(a)	20	20	GAAP Standards	Did the school submit a clean audit?-Yes	School's Independent Annual Financial Audit
	2(b)	15	0	Federal Requirements	The school did not receive any points because it failed to comply with one or more material provisions of the Federal requirements. Specifically, the school received a finding in its FY25 SCSC Monitoring Letter regarding its property records, and failed to demonstrate reasonable efforts to remediate all findings to regain compliance.	GADOE: Federal Program Monitoring/SCSC Monitoring
	2(c)	15	15	LUA Manual	The school received all possible points because it complied with all material provisions of the LUA manual.	SCSC Monitoring
	2(d)	20	20	School's Policies	The school received all possible points because it complied with all material provisions of the school's own policies.	SCSC Monitoring
	2(e)	10	10	Enrollment Variance	1.320%	SCSC Annual Enrollment Projection Form & GADOE: Data Collections, Student Enrollment by Grade Level
	2(f)	20	20	Timely Audit Submission	Did the school submit its audit by Nov. 1?-Yes	School Audit Report

Indicator 2: Fiscal Management & Oversight, Points and Designation:	85	Meets
--	-----------	--------------

By Financial Indicator Performance Expectations	
80-100 points	Meets Performance Standards
70-79 points	Approaches Performance Standards
0-69 points	Does Not Meet Performance Standards

Genesis Innovation Academy for Boys

SECTION III: OPERATIONAL PERFORMANCE


Overall Designation
Meets Standards

Overall Operations Performance Expectations	
80-100 points	Meets Performance Standards
70-79 points	Approaches Performance Standards
0-69 points	Does Not Meet Performance Standards

Indicator	Measure	Points Available	Points Earned	Explanation	Data Source
Educational Program Compliance	1(a)	4	4	The school received all possible points because it has fully implemented all essential or innovative features of its education and operational program and met all mission-specific goals included in its charter contract.	SCSC: Monitoring Activities
	1(b)	4	4	The school received all possible points because it received no findings indicating the school is out of compliance with all applicable laws, rules, regulations, and provisions of its charter contract relating to state education requirements.	SCSC: Monitoring Activities
	1(c)	4	4	The school received all possible points because it received no findings indicating the school is out of compliance with applicable laws, rules, regulations, and provisions of its charter contract relating to federal education requirements.	SCSC: Monitoring Activities
	1(d)	4	4	The school received all possible points because it complied with applicable laws, rules, regulations, and provisions of its charter contract relating to relevant reporting requirements.	SCSC: Monitoring Activities
Governance, Ethics and Transparency	2(a)	5	5	The school received all possible points because the school is complying with all applicable general governance requirements.	SCSC: Monitoring Activities
	2(b)	5	5	The school received all possible points because the school complied with the Georgia Open Meetings Act and Open Records Act requirements, and its budget was approved in accordance with state law.	SCSC: Monitoring Activities
	2(c)	5	5	The school received all possible points because all governing board members completed required training through the SCSC or approved alternate provider.	SCSC: Monitoring Activities
	2(d)	5	5	The school received all possible points because it complied with all applicable regulations relating to operating transparently and effectively communicating with stakeholders.	SCSC: Monitoring Activities
Obligations to Students	3(a)	6	4	The school received partial points because it failed to comply with at least one applicable law, rule or regulation regarding protecting the rights of all students, but adequately remedied its finding(s) and regained compliance. Specifically, the school received a finding in its FY25 SCSC Monitoring Results for its Parents' Bill of Rights Policy but made reasonable efforts to remediate the finding to regain compliance.	SCSC: Monitoring Results
	3(b)	6	6	The school received all possible points because it complied with all regulations relating to the treatment of students with identified disabilities and those suspected of having a disability.	SCSC: Monitoring Activities

	3(c)	6	6	The school received all possible points because it protects the rights of English Learners (ELs).	SCSC: Monitoring Results
Employer Qualifications, Evaluations and Criminal Records	4(a)	6	6	The school received all possible points because it complied with regulations relating to employee qualifications, employee evaluations, and criminal background checks.	SCSC: Monitoring Activities
	4(b)	6	6	The school received all possible points because it complied with all applicable regulations relating to employment considerations.	SCSC: Monitoring Activities
	4(c)	6	6	The school received all possible points because it complied with all applicable regulations relating to employment considerations.	SCSC: Monitoring Activities
School Environment	5(a)	6	4	The school received partial points because the school failed to comply with at least one applicable law, rule or regulation regarding facilities, but remedied the finding(s) and regained compliance. Specifically, the school received a finding in its FY25 SCSC Monitoring Results for its certificate of insurance but made reasonable efforts to remediate the finding to regain compliance.	SCSC: Monitoring Results
	5(b)	6	6	The school received all possible points because it complied with all applicable regulations relating to safety and the protection of student and employee health.	SCSC: Monitoring Activities
	5(c)	6	6	The school received all possible points because it complied with applicable regulations relating to providing required federal notices and the handling of information and stakeholder communication.	SCSC: Monitoring Activities
Additional Obligations	6(a)	4	4	The school received all possible points because school complied with all other legal, statutory, regulatory, or contractual requirements, that are not otherwise explicitly addressed in the Operational Standards.	SCSC: Monitoring Activities
	6(b)	6	6	The school received all possible points because it remedied noncompliance after proper notification.	SCSC: Monitoring Activities

Overall Points
96



**COMPREHENSIVE PERFORMANCE
FRAMEWORK**
for State Charter School Evaluation

Genesis Innovation Academy for Girls

Section	Designation
Academic Performance	Exceeds Standards
Financial Performance	Meets Standards
Operational Performance	Meets Standards

Performance Track Record Across the Term				
Section	2021-22	2022-23	2023-24	2024-25
Academic Performance	Meets	Meets	Exceeds	Exceeds
Financial Performance	85	85	100/80	100/85
Operational Performance	92	82	84	96

Genesis Innovation Academy for Girls

SECTION I: ACADEMIC PERFORMANCE

Overall Designation
Exceeds Standards

Explanation
The school earned an Exceeds designation because it outperformed the comparison score by 10 or more points on at least one academic measure in each grade band served.

Overall Designations	
Exceeds	Outperforms by 10 or more points in all grade bands served on any one of combination of measures
Meets	Outperforms by at least 1 point in all grade bands served on any one or combination of measures.
Approaches	Performs no more than 2 points below in all grade bands served on any one or combination of measures.
Varied	Varied performance across grade bands. The school meets or exceeds in one grade band(s) and does not meet in the other(s).
Does Not Meet	Performs below in all grade bands served across all measures.

Indicator	Measure	Grade Band	Grade Band Designation
Grade Band Measures	CCRPI Content Mastery	E	Exceeds
		M	Exceeds
		H	--
	CCRPI Progress	E	DNM
		M	Exceeds
		H	--
	CCRPI Grade Band Score	E	Exceeds
		M	Exceeds
		H	--
	Value-Added Impact Scores	E	DNM
		M	DNM
		H	--

Grade Band Designations	
Exceeds	Outperforms by 10 or more points
Meets	Outperforms by at least 1 point
Approaches	Performs no more than 2 points below
Does Not Meet	Performs more than 2 points below

ACADEMIC PERFORMANCE BAR CHARTS

■ SCSC School Score ■ School-Level Comparison ■ District-Weighted Comparison



Genesis Innovation Academy for Girls

SECTION II: FINANCIAL PERFORMANCE- New Method

Overall Designation	
Meets Standards	

Overall Designations	
80 points or more on both indicators	Meets Performance Standards
Any combination of scores otherwise noted for Meets and Does Not Meet designations	Approaches Performance Standards
69 points or less on both indicators	Does Not Meet Performance Standards

Indicator	Measure	Points Available	Points Earned	Measure Name	Measure Value	Data Source
Near Term Measures	1(a)	15	15	Current Ratio	10.888	School Audit Report: Governmental Funds- Balance Sheet
	1(b)	20	20	Unrestricted Days Cash	287	School Audit Report: Governmental Funds- Balance Sheet & Statement of Revenues, Expenditures, and Changes in Fund Balance
	1(c)	25	25	Annual Debt to Income	2.774%	School Audit Report: Statement of Revenues, Expenditures, and Changes in Fund Balance
	1(d)	10	10	Default	No	School Audit Report: Notes
Sustainability Measures	1(e)	15	15	Aggregated Efficiency Margin	6.859%	School Audit Report: Statement of Activities (most recent 3yrs if available), Notes-Pension Plan
	1(f)	15	15	Debt to Asset Ratio	36.988%	School Audit Report: Statement of Net Position

Indicator 1: Fiscal Viability, Points and Designation:	100	Meets
---	------------	--------------

Indicator	Measure	Points Available	Points Earned	Measure Name	Explanation	Data Source
Financial Management and Oversight	2(a)	20	20	GAAP Standards	Did the school submit a clean audit?-Yes	School's Independent Annual Financial Audit
	2(b)	15	0	Federal Requirements	The school did not receive any points because it failed to comply with one or more material provisions of the Federal requirements. Specifically, the school received a finding in its FY25 SCSC Monitoring Letter regarding its property records, and failed to demonstrate reasonable efforts to remediate all findings to regain compliance.	GADOE: Federal Program Monitoring/SCSC Monitoring
	2(c)	15	15	LUA Manual	The school received all possible points because it compiled with all material provisions of the LUA manual.	SCSC Monitoring
	2(d)	20	20	School's Policies	The school received all possible points because it compiled with all material provisions of the school's own policies.	SCSC Monitoring
	2(e)	10	10	Enrollment Variance	1.923%	SCSC Annual Enrollment Projection Form & GADOE: Data Collections, Student Enrollment by Grade Level
	2(f)	20	20	Timely Audit Submission	Did the school submit its audit by Nov. 1?-Yes	School Audit Report

Indicator 2: Fiscal Management & Oversight, Points and Designation:	85	Meets
--	-----------	--------------

By Financial Indicator Performance Expectations	
80-100 points	Meets Performance Standards
70-79 points	Approaches Performance Standards
0-69 points	Does Not Meet Performance Standards

Genesis Innovation Academy for Girls

SECTION II: FINANCIAL PERFORMANCE- Old Method

Overall Designation	
Meets Standards	

Overall Designations	
80 points or more on both indicators	Meets Performance Standards
Any combination of scores otherwise noted for Meets and Does Not Meet designations	Approaches Performance Standards
69 points or less on both indicators	Does Not Meet Performance Standards

Indicator	Measure	Points Available	Points Earned	Measure Name	Measure Value	Data Source
Near Term Measures	1(a)	15	15	Current Ratio	10.888	School Audit Report: Governmental Funds- Balance Sheet
	1(b)	20	20	Unrestricted Days Cash	263	School Audit Report: Governmental Funds- Balance Sheet & Statement of Revenues, Expenditures, and Changes in Fund Balance
	1(c)	20	20	Annual Debt to Income	2.774%	School Audit Report: Statement of Revenues, Expenditures, and Changes in Fund Balance
	1(d)	10	10	Default	No	School Audit Report: Notes
Sustainability Measures	1(e)	15	15	Aggregated Efficiency Margin	6.859%	School Audit Report: Statement of Activities (most recent 3yrs if available), Notes-Pension Plan
	1(f)	20	20	Debt to Asset Ratio	36.988%	School Audit Report: Statement of Net Position

Indicator 1: Fiscal Viability, Points and Designation:	100	Meets
---	------------	--------------

Indicator	Measure	Points Available	Points Earned	Measure Name	Explanation	Data Source
Financial Management and Oversight	2(a)	20	20	GAAP Standards	Did the school submit a clean audit?-Yes	School's Independent Annual Financial Audit
	2(b)	15	0	Federal Requirements	The school did not receive any points because it failed to comply with one or more material provisions of the Federal requirements. Specifically, the school received a finding in its FY25 SCSC Monitoring Letter regarding its property records, and failed to demonstrate reasonable efforts to remediate all findings to regain compliance.	GADOE: Federal Program Monitoring/SCSC Monitoring
	2(c)	15	15	LUA Manual	The school received all possible points because it complied with all material provisions of the LUA manual.	SCSC Monitoring
	2(d)	20	20	School's Policies	The school received all possible points because it complied with all material provisions of the school's own policies.	SCSC Monitoring
	2(e)	10	10	Enrollment Variance	1.923%	SCSC Annual Enrollment Projection Form & GADOE: Data Collections, Student Enrollment by Grade Level
	2(f)	20	20	Timely Audit Submission	Did the school submit its audit by Nov. 1?-Yes	School Audit Report

Indicator 2: Fiscal Management & Oversight, Points and Designation:	85	Meets
--	-----------	--------------

By Financial Indicator Performance Expectations	
80-100 points	Meets Performance Standards
70-79 points	Approaches Performance Standards
0-69 points	Does Not Meet Performance Standards

Genesis Innovation Academy for Girls

SECTION III: OPERATIONAL PERFORMANCE


Overall Designation
Meets Standards

Overall Operations Performance Expectations	
80-100 points	Meets Performance Standards
70-79 points	Approaches Performance Standards
0-69 points	Does Not Meet Performance Standards

Indicator	Measure	Points Available	Points Earned	Explanation	Data Source
Educational Program Compliance	1(a)	4	4	The school received all possible points because it has fully implemented all essential or innovative features of its education and operational program and met all mission-specific goals included in its charter contract.	SCSC: Monitoring Activities
	1(b)	4	4	The school received all possible points because it received no findings indicating the school is out of compliance with all applicable laws, rules, regulations, and provisions of its charter contract relating to state education requirements.	SCSC: Monitoring Activities
	1(c)	4	4	The school received all possible points because it received no findings indicating the school is out of compliance with applicable laws, rules, regulations, and provisions of its charter contract relating to federal education requirements.	SCSC: Monitoring Activities
	1(d)	4	4	The school received all possible points because it complied with applicable laws, rules, regulations, and provisions of its charter contract relating to relevant reporting requirements.	SCSC: Monitoring Activities
Governance, Ethics and Transparency	2(a)	5	5	The school received all possible points because the school is complying with all applicable general governance requirements.	SCSC: Monitoring Activities
	2(b)	5	5	The school received all possible points because the school complied with the Georgia Open Meetings Act and Open Records Act requirements, and its budget was approved in accordance with state law.	SCSC: Monitoring Activities
	2(c)	5	5	The school received all possible points because all governing board members completed required training through the SCSC or approved alternate provider.	SCSC: Monitoring Activities
	2(d)	5	5	The school received all possible points because it complied with all applicable regulations relating to operating transparently and effectively communicating with stakeholders.	SCSC: Monitoring Activities
Obligations to Students	3(a)	6	4	The school received partial points because it failed to comply with at least one applicable law, rule or regulation regarding protecting the rights of all students, but adequately remedied its finding(s) and regained compliance. Specifically, the school received a finding in its FY25 SCSC Monitoring Results for its Parents' Bill of Rights Policy but made reasonable efforts to remediate the finding to regain compliance.	SCSC: Monitoring Results
	3(b)	6	6	The school received all possible points because it complied with all regulations relating to the treatment of students with identified disabilities and those suspected of having a disability.	SCSC: Monitoring Activities

	3(c)	6	6	The school received all possible points because it protects the rights of English Learners (ELs).	SCSC: Monitoring Activities
Employer Qualifications, Evaluations and Criminal Records	4(a)	6	6	The school received all possible points because it complied with regulations relating to employee qualifications, employee evaluations, and criminal background checks.	SCSC: Monitoring Activities
	4(b)	6	6	The school received all possible points because it complied with all applicable regulations relating to employment considerations.	SCSC: Monitoring Activities
	4(c)	6	6	The school received all possible points because it complied with all applicable regulations relating to employment considerations.	SCSC: Monitoring Activities
School Environment	5(a)	6	4	The school received partial points because the school failed to comply with at least one applicable law, rule or regulation regarding facilities, but remedied the finding(s) and regained compliance. Specifically, the school received a finding in its FY25 SCSC Monitoring Results for its certificate of insurance but made reasonable efforts to remediate the finding to regain compliance.	SCSC: Monitoring Results
	5(b)	6	6	The school received all possible points because it complied with all applicable regulations relating to safety and the protection of student and employee health.	SCSC: Monitoring Activities
	5(c)	6	6	The school received all possible points because it complied with applicable regulations relating to providing required federal notices and the handling of information and stakeholder communication.	SCSC: Monitoring Activities
Additional Obligations	6(a)	4	4	The school received all possible points because school complied with all other legal, statutory, regulatory, or contractual requirements, that are not otherwise explicitly addressed in the Operational Standards.	SCSC: Monitoring Activities
	6(b)	6	6	The school received all possible points because it remedied noncompliance after proper notification.	SCSC: Monitoring Activities

Overall Points
96



**COMPREHENSIVE PERFORMANCE
FRAMEWORK**
for State Charter School Evaluation

Georgia Connections Academy

Section	Designation
Academic Performance	Varied Performance
Financial Performance	Meets Standards
Operational Performance	Meets Standards

Performance Track Record Across the Term				
Section	2021-22	2022-23	2023-24	2024-25
Academic Performance	Meets	Meets	Meets	Varied
Financial Performance	100	100	100/100	100/85
Operational Performance	79	80	87	100

SECTION I: ACADEMIC PERFORMANCE

Overall Designation
Varied Performance

Explanation
The school earned a Varied designation because it outperformed the comparison score on at least one measure in at least one grade band served, but also performed at least two (2) points lower than the

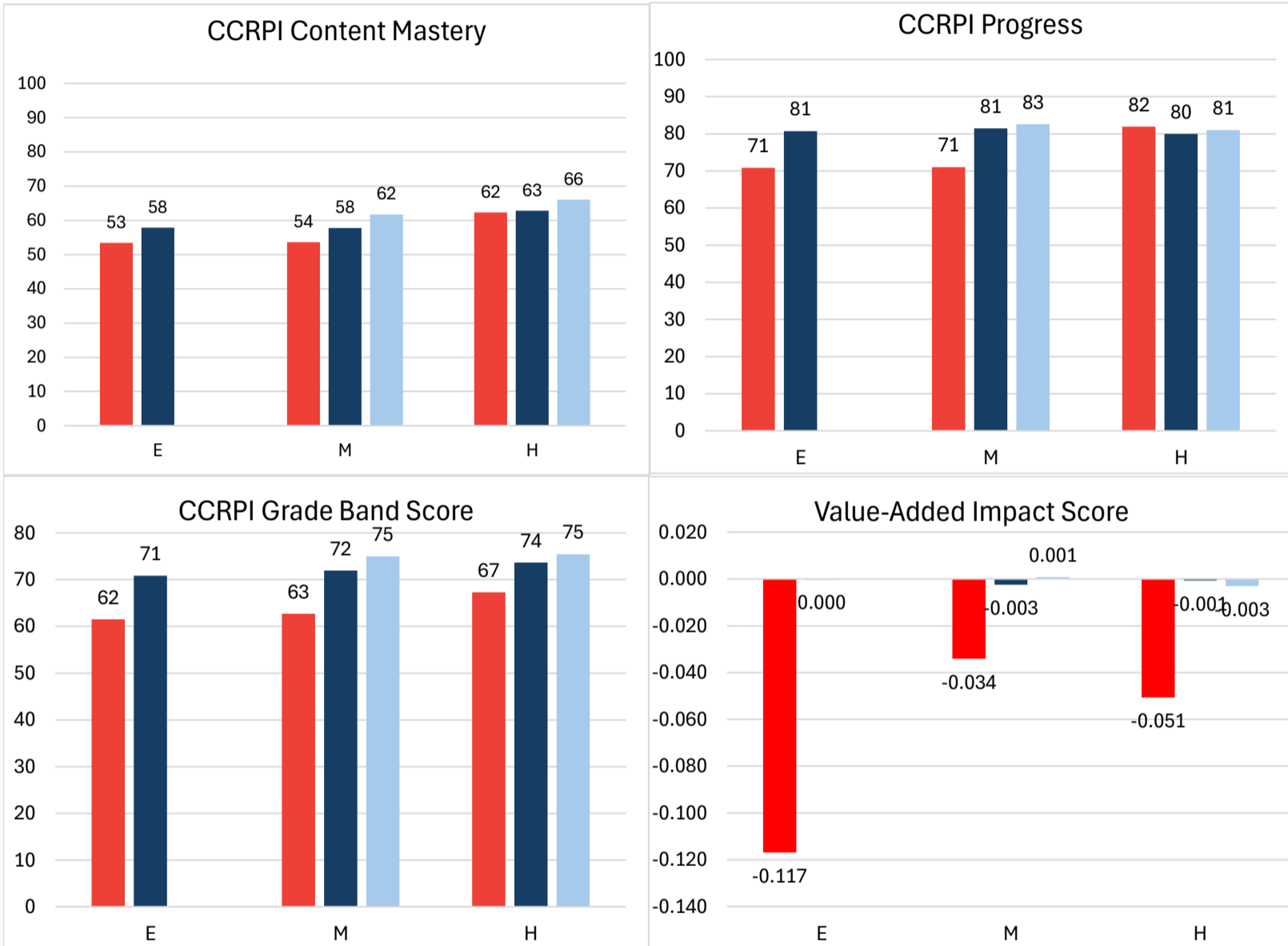
Overall Designations	
Exceeds	Outperforms by 10 or more points in all grade bands served on any one of combination of measures
Meets	Outperforms by at least 1 point in all grade bands served on any one or combination of measures.
Approaches	Performs no more than 2 points below in all grade bands served on any one or combination of measures.
Varied	Varied performance across grade bands. The school meets or exceeds in one grade band(s) and does not meet in the other(s).
Does Not Meet	Performs below in all grade bands served across all measures.

Indicator	Measure	Grade Band	Grade Band Designation
Grade Band Measures	CCRPI Content Mastery	E	DNM
		M	DNM
		H	Approaches
	CCRPI Progress	E	DNM
		M	DNM
		H	Meets
	CCRPI Grade Band Score	E	DNM
		M	DNM
		H	DNM
	Value-Added Impact Scores	E	DNM
		M	DNM
		H	DNM

Grade Band Designations	
Exceeds	Outperforms by 10 or more points
Meets	Outperforms by at least 1 point
Approaches	Performs no more than 2 points below
Does Not Meet	Performs more than 2 points below

ACADEMIC PERFORMANCE BAR CHARTS

■ SCSC School Score ■ School-Level Comparison ■ District-Weighted Comparison



Georgia Connections Academy

SECTION II: FINANCIAL PERFORMANCE- New Method

Overall Designation	
Meets Standards	

Overall Designations	
80 points or more on both indicators	Meets Performance Standards
Any combination of scores otherwise noted for Meets and Does Not Meet designations	Approaches Performance Standards
69 points or less on both indicators	Does Not Meet Performance Standards

Indicator	Measure	Points Available	Points Earned	Measure Name	Measure Value	Data Source
Near Term Measures	1(a)	15	15	Current Ratio	6.624	School Audit Report: Governmental Funds- Balance Sheet
	1(b)	20	20	Unrestricted Days Cash	310	School Audit Report: Governmental Funds- Balance Sheet & Statement of Revenues, Expenditures, and Changes in Fund Balance
	1(c)	25	20	Annual Debt to Income	0.000%	School Audit Report: Statement of Revenues, Expenditures, and Changes in Fund Balance
	1(d)	10	10	Default	No	School Audit Report: Notes
Sustainability Measures	1(e)	15	15	Aggregated Efficiency Margin	23.583%	School Audit Report: Statement of Activities (most recent 3yrs if available), Notes-Pension Plan
	1(f)	15	15	Debt to Asset Ratio	16.601%	School Audit Report: Statement of Net Position

Indicator 1: Fiscal Viability, Points and Designation:	95	Meets
---	-----------	--------------

Indicator	Measure	Points Available	Points Earned	Measure Name	Explanation	Data Source
Financial Management and Oversight	2(a)	20	20	GAAP Standards	Did the school submit a clean audit?-Yes	School's Independent Annual Financial Audit
	2(b)	15	0	Federal Requirements	The school did not receive any points because it failed to comply with one or more material provisions of the Federal requirements. Specifically, the school received a finding in its FY25 SCSC Monitoring Letter regarding its property records, and failed to demonstrate reasonable efforts to remediate all findings to regain compliance.	GADOE: Federal Program Monitoring/SCSC Monitoring
	2(c)	15	15	LUA Manual	The school received all possible points because it compiled with all material provisions of the LUA manual.	SCSC Monitoring
	2(d)	20	20	School's Policies	The school received all possible points because it compiled with all material provisions of the school's own policies.	SCSC Monitoring
	2(e)	10	10	Enrollment Variance	2.114%	SCSC Annual Enrollment Projection Form & GADOE: Data Collections, Student Enrollment by Grade Level
	2(f)	20	20	Timely Audit Submission	Did the school submit its audit by Nov. 1?-Yes	School Audit Report

Indicator 2: Fiscal Management & Oversight, Points and Designation:	85	Meets
--	-----------	--------------

By Financial Indicator Performance Expectations	
80-100 points	Meets Performance Standards
70-79 points	Approaches Performance Standards
0-69 points	Does Not Meet Performance Standards

Georgia Connections Academy

SECTION II: FINANCIAL PERFORMANCE- Old Method

Overall Designation	
Meets Standards	

Overall Designations	
80 points or more on both indicators	Meets Performance Standards
Any combination of scores otherwise noted for Meets and Does Not Meet designations	Approaches Performance Standards
69 points or less on both indicators	Does Not Meet Performance Standards

Indicator	Measure	Points Available	Points Earned	Measure Name	Measure Value	Data Source
Near Term Measures	1(a)	15	15	Current Ratio	6.624	School Audit Report: Governmental Funds- Balance Sheet
	1(b)	20	20	Unrestricted Days Cash	310	School Audit Report: Governmental Funds- Balance Sheet & Statement of Revenues, Expenditures, and Changes in Fund Balance
	1(c)	20	20	Annual Debt to Income	0.000%	School Audit Report: Statement of Revenues, Expenditures, and Changes in Fund Balance
	1(d)	10	10	Default	No	School Audit Report: Notes
Sustainability Measures	1(e)	15	15	Aggregated Efficiency Margin	23.583%	School Audit Report: Statement of Activities (most recent 3yrs if available), Notes-Pension Plan
	1(f)	20	20	Debt to Asset Ratio	0.000%	School Audit Report: Statement of Net Position

Indicator 1: Fiscal Viability, Points and Designation:	100	Meets
---	------------	--------------

Indicator	Measure	Points Available	Points Earned	Measure Name	Explanation	Data Source
Financial Management and Oversight	2(a)	20	20	GAAP Standards	Did the school submit a clean audit?-	School's Independent Annual Financial Audit
	2(b)	15	0	Federal Requirements	The school did not receive any points because it failed to comply with one or more material provisions of the Federal requirements. Specifically, the school received a finding in its FY25 SCSC Monitoring Letter regarding its property records, and failed to demonstrate reasonable efforts to remediate all findings to regain compliance.	GADOE: Federal Program Monitoring/SCSC Monitoring
	2(c)	15	15	LUA Manual	The school received all possible points because it complied with all material provisions of the LUA manual.	SCSC Monitoring
	2(d)	20	20	School's Policies	The school received all possible points because it complied with all material provisions of the school's own policies.	SCSC Monitoring
	2(e)	10	10	Enrollment Variance	2.114%	SCSC Annual Enrollment Projection Form & GADOE: Data Collections, Student Enrollment by Grade Level
	2(f)	20	20	Timely Audit Submission	Did the school submit its audit by Nov. 1?-Yes	School Audit Report

Indicator 2: Fiscal Management & Oversight, Points and Designation:	85	Meets
--	-----------	--------------

By Financial Indicator Performance Expectations	
80-100 points	Meets Performance Standards
70-79 points	Approaches Performance Standards
0-69 points	Does Not Meet Performance Standards

Georgia Connections Academy

SECTION III: OPERATIONAL PERFORMANCE


Overall Designation
Meets Standards

Overall Operations Performance Expectations	
80-100 points	Meets Performance Standards
70-79 points	Approaches Performance Standards
0-69 points	Does Not Meet Performance Standards

Indicator	Measure	Points Available	Points Earned	Explanation	Data Source
Educational Program Compliance	1(a)	4	4	The school received all possible points because it has fully implemented all essential or innovative features of its education and operational program and met all mission-specific goals included in its charter contract.	SCSC: Monitoring Activities
	1(b)	4	4	The school received all possible points because it received no findings indicating the school is out of compliance with all applicable laws, rules, regulations, and provisions of its charter contract relating to state education requirements.	SCSC: Monitoring Activities
	1(c)	4	4	The school received all possible points because it received no findings indicating the school is out of compliance with applicable laws, rules, regulations, and provisions of its charter contract relating to federal education requirements.	SCSC: Monitoring Activities
	1(d)	4	4	The school received all possible points because it complied with applicable laws, rules, regulations, and provisions of its charter contract relating to relevant reporting requirements.	SCSC: Monitoring Activities
Governance, Ethics and Transparency	2(a)	5	5	The school received all possible points because the school is complying with all applicable general governance requirements.	SCSC: Monitoring Activities
	2(b)	5	5	The school received all possible points because the school complied with the Georgia Open Meetings Act and Open Records Act requirements, and its budget was approved in accordance with state law.	SCSC: Monitoring Activities
	2(c)	5	5	The school received all possible points because all governing board members completed required training through the SCSC or approved alternate provider.	SCSC: Monitoring Activities
	2(d)	5	5	The school received all possible points because it complied with all applicable regulations relating to operating transparently and effectively communicating with stakeholders.	SCSC: Monitoring Activities
Obligations to Students	3(a)	6	6	The school received all possible points because it complied with all applicable laws, rules, regulations, provisions of its charter contract, and its policies relating to the rights of students.	SCSC: Monitoring Activities
	3(b)	6	6	The school received all possible points because it complied with all regulations relating to the treatment of students with identified disabilities and those suspected of having a disability.	SCSC: Monitoring Activities
	3(c)	6	6	The school received all possible points because it protects the rights of English Learners (ELs).	SCSC: Monitoring Activities
	4(a)	6	6	The school received all possible points because it complied with regulations relating to employee qualifications, employee evaluations, and criminal background checks.	SCSC: Monitoring Activities

Employer Qualifications, Evaluations and Criminal Records	4(b)	6	6	The school received all possible points because it complied with all applicable regulations relating to employment considerations.	SCSC: Monitoring Activities
	4(c)	6	6	The school received all possible points because it complied with all applicable regulations relating to employment considerations.	SCSC: Monitoring Activities
School Environment	5(a)	6	6	The school received all possible points because it complied with facilities requirements.	SCSC: Monitoring Activities
	5(b)	6	6	The school received all possible points because it complied with all applicable regulations relating to safety and the protection of student and employee health.	SCSC: Monitoring Activities
	5(c)	6	6	The school received all possible points because it complied with applicable regulations relating to providing required federal notices and the handling of information and stakeholder communication.	SCSC: Monitoring Activities
Additional Obligations	6(a)	4	4	The school received all possible points because school complied with all other legal, statutory, regulatory, or contractual requirements, that are not otherwise explicitly addressed in the Operational Standards.	SCSC: Monitoring Activities
	6(b)	6	6	The school received all possible points because it remedied noncompliance after proper notification.	SCSC: Monitoring Activities

Overall Points
100



**COMPREHENSIVE PERFORMANCE
FRAMEWORK**
for State Charter School Evaluation

Georgia Cyber Academy

Section	Designation
Academic Performance	Does Not Meet Standards
Financial Performance	Meets Standards
Operational Performance	Meets Standards

Performance Track Record Across the Term				
Section	2021-22	2022-23	2023-24	2024-25
Academic Performance	Meets	Meets	Varied	DNM
Financial Performance	100	80	100/60	100/80
Operational Performance	93	79	82	94

SECTION I: ACADEMIC PERFORMANCE

Overall Designation
Does Not Meet Standards

Explanation
The school earned a Does Not Meet designation because it performed at least two (2) points lower than the comparison score in each grade band served.

Overall Designations	
Exceeds	Outperforms by 10 or more points in all grade bands served on any one of combination of measures
Meets	Outperforms by at least 1 point in all grade bands served on any one or combination of measures.
Approaches	Performs no more than 2 points below in all grade bands served on any one or combination of measures.
Varied	Varied performance across grade bands. The school meets or exceeds in one grade band(s) and does not meet in the other(s).
Does Not Meet	Performs below in all grade bands served across all measures.

Indicator	Measure	Grade Band	Grade Band Designation
Grade Band Measures	CCRPI Content Mastery	E	DNM
		M	DNM
		H	Approaches
	CCRPI Progress	E	DNM
		M	DNM
		H	DNM
	CCRPI Grade Band Score	E	DNM
		M	DNM
		H	DNM
	Value-Added Impact Scores	E	DNM
		M	DNM
		H	DNM

Grade Band Designations	
Exceeds	Outperforms by 10 or more points
Meets	Outperforms by at least 1 point
Approaches	Performs no more than 2 points below
Does Not Meet	Performs more than 2 points below

ACADEMIC PERFORMANCE BAR CHARTS

■ SCSC School Score ■ School-Level Comparison ■ District-Weighted Comparison



Georgia Cyber Academy

SECTION II: FINANCIAL PERFORMANCE- New Method

Overall Designation	
Meets Standards	

Overall Designations	
80 points or more on both indicators	Meets Performance Standards
Any combination of scores otherwise noted for Meets and Does Not Meet designations	Approaches Performance Standards
69 points or less on both indicators	Does Not Meet Performance Standards

Indicator	Measure	Points Available	Points Earned	Measure Name	Measure Value	Data Source
Near Term Measures	1(a)	15	15	Current Ratio	5.451	School Audit Report: Governmental Funds- Balance Sheet
	1(b)	20	20	Unrestricted Days Cash	72	School Audit Report: Governmental Funds- Balance Sheet & Statement of Revenues, Expenditures, and Changes in Fund Balance
	1(c)	25	20	Annual Debt to Income	0.000%	School Audit Report: Statement of Revenues, Expenditures, and Changes in Fund Balance
	1(d)	10	10	Default	No	School Audit Report: Notes
Sustainability Measures	1(e)	15	15	Aggregated Efficiency Margin	3.317%	School Audit Report: Statement of Activities (most recent 3yrs if available), Notes-Pension Plan
	1(f)	15	15	Debt to Asset Ratio	20.950%	School Audit Report: Statement of Net Position

Indicator 1: Fiscal Viability, Points and Designation:	95	Meets
---	-----------	--------------

Indicator	Measure	Points Available	Points Earned	Measure Name	Explanation	Data Source
Financial Management and Oversight	2(a)	20	20	GAAP Standards	Did the school submit a clean audit?-Yes	School's Independent Annual Financial Audit
	2(b)	15	0	Federal Requirements	The school did not receive any points because it failed to comply with one or more material provisions of the Federal requirements. Specifically, the school received a finding in its FY25 SCSC Monitoring Letter regarding its provisions describing a process for preventing property loss, damage, or theft of property, and failed to demonstrate reasonable efforts to remediate all findings to regain compliance.	GADOE: Federal Program Monitoring/SCSC Monitoring
	2(c)	15	10	LUA Manual	The school received partial points because it failed to comply with at least one material provision of the LUA Manual, but adequately remedied its finding(s) and	SCSC Monitoring
	2(d)	20	20	School's Policies	The school received all possible points because it complied with all material provisions of the school's own policies.	SCSC Monitoring
	2(e)	10	10	Enrollment Variance	2.134%	SCSC Annual Enrollment Projection Form & GADOE: Data Collections, Student Enrollment by Grade Level
	2(f)	20	20	Timely Audit Submission	Did the school submit its audit by Nov. 1?-Yes	School Audit Report

Indicator 2: Fiscal Management & Oversight, Points and Designation:	80	Meets
--	-----------	--------------

By Financial Indicator Performance Expectations	
80-100 points	Meets Performance Standards
70-79 points	Approaches Performance Standards
0-69 points	Does Not Meet Performance Standards

Georgia Cyber Academy

SECTION II: FINANCIAL PERFORMANCE- Old Method

Overall Designation	
Meets Standards	

Overall Designations	
80 points or more on both indicators	Meets Performance Standards
Any combination of scores otherwise noted for Meets and Does Not Meet designations	Approaches Performance Standards
69 points or less on both indicators	Does Not Meet Performance Standards

Indicator	Measure	Points Available	Points Earned	Measure Name	Measure Value	Data Source
Near Term Measures	1(a)	15	15	Current Ratio	5.451	School Audit Report: Governmental Funds- Balance Sheet
	1(b)	20	20	Unrestricted Days Cash	63	School Audit Report: Governmental Funds- Balance Sheet & Statement of Revenues, Expenditures, and Changes in Fund Balance
	1(c)	20	20	Annual Debt to Income	0.000%	School Audit Report: Statement of Revenues, Expenditures, and Changes in Fund Balance
	1(d)	10	10	Default	No	School Audit Report: Notes
Sustainability Measures	1(e)	15	15	Aggregated Efficiency Margin	3.317%	School Audit Report: Statement of Activities (most recent 3yrs if available), Notes-Pension Plan
	1(f)	20	20	Debt to Asset Ratio	20.950%	School Audit Report: Statement of Net Position

Indicator 1: Fiscal Viability, Points and Designation:	100	Meets
---	------------	--------------

Indicator	Measure	Points Available	Points Earned	Measure Name	Explanation	Data Source
Financial Management and Oversight	2(a)	20	20	GAAP Standards	Did the school submit a clean audit?-Yes	School's Independent Annual Financial Audit
	2(b)	15	0	Federal Requirements	The school did not receive any points because it failed to comply with one or more material provisions of the Federal requirements. Specifically, the school received a finding in its FY25 SCSC Monitoring Letter regarding its provisions describing a process for preventing property loss, damage, or theft of property, and failed to demonstrate reasonable efforts to remediate all findings to regain compliance.	GADOE: Federal Program Monitoring/SCSC Monitoring
	2(c)	15	10	LUA Manual	The school received partial points because it failed to comply with at least one material provision of the LUA Manual, but adequately remedied its finding(s) and	SCSC Monitoring
	2(d)	20	20	School's Policies	The school received all possible points because it compiled with all material provisions of the school's own policies.	SCSC Monitoring
	2(e)	10	10	Enrollment Variance	2.134%	SCSC Annual Enrollment Projection Form & GADOE: Data Collections, Student Enrollment by Grade Level
	2(f)	20	20	Timely Audit Submission	Did the school submit its audit by Nov. 1?-Yes	School Audit Report

Indicator 2: Fiscal Management & Oversight, Points and Designation:	80	Meets
--	-----------	--------------

By Financial Indicator Performance Expectations	
80-100 points	Meets Performance Standards
70-79 points	Approaches Performance Standards
0-69 points	Does Not Meet Performance Standards

Georgia Cyber Academy

SECTION III: OPERATIONAL PERFORMANCE


Overall Designation
Meets Standards

Overall Operations Performance Expectations	
80-100 points	Meets Performance Standards
70-79 points	Approaches Performance Standards
0-69 points	Does Not Meet Performance Standards

Indicator	Measure	Points Available	Points Earned	Explanation	Data Source
Educational Program Compliance	1(a)	4	4	The school received all possible points because it has fully implemented all essential or innovative features of its education and operational program and met all mission-specific goals included in its charter contract.	SCSC: Monitoring Activities
	1(b)	4	4	The school received all possible points because it received no findings indicating the school is out of compliance with all applicable laws, rules, regulations, and provisions of its charter contract relating to state education requirements.	SCSC: Monitoring Activities
	1(c)	4	4	The school received all possible points because it received no findings indicating the school is out of compliance with applicable laws, rules, regulations, and provisions of its charter contract relating to federal education requirements.	SCSC: Monitoring Activities
	1(d)	4	4	The school received all possible points because it complied with applicable laws, rules, regulations, and provisions of its charter contract relating to relevant reporting requirements.	SCSC: Monitoring Activities
Governance, Ethics and Transparency	2(a)	5	5	The school received all possible points because the school is complying with all applicable general governance requirements.	SCSC: Monitoring Activities
	2(b)	5	5	The school received all possible points because the school complied with the Georgia Open Meetings Act and Open Records Act requirements, and its budget was approved in accordance with state law.	SCSC: Monitoring Activities
	2(c)	5	5	The school received all possible points because all governing board members completed required training through the SCSC or approved alternate provider.	SCSC: Monitoring Activities
	2(d)	5	5	The school received all possible points because it complied with all applicable regulations relating to operating transparently and effectively communicating with stakeholders.	SCSC: Monitoring Activities
Obligations to Students	3(a)	6	6	The school received all possible points because it complied with all applicable laws, rules, regulations, provisions of its charter contract, and its policies relating to the rights of students.	SCSC: Monitoring Activities
	3(b)	6	0	The school did not receive any points because it failed to comply with at least one applicable law, rule, or regulation relating to the treatment of students with identified disabilities and those suspected of having a disability. Specifically, the Georgia Department of Education's Division for Exceptional Children found the school out of compliance with IDEA after a formal complaint investigation.	GaDOE: Division for Exceptional Children
	3(c)	6	6	The school received all possible points because it protects the rights of English Learners (ELs).	SCSC: Monitoring Activities

Employer Qualifications, Evaluations and Criminal Records	4(a)	6	6	The school received all possible points because it complied with regulations relating to employee qualifications, employee evaluations, and criminal background checks.	SCSC: Monitoring Activities
	4(b)	6	6	The school received all possible points because it complied with all applicable regulations relating to employment considerations.	SCSC: Monitoring Activities
	4(c)	6	6	The school received all possible points because it complied with all applicable regulations relating to employment considerations.	SCSC: Monitoring Activities
School Environment	5(a)	6	6	The school received all possible points because it complied with facilities requirements.	SCSC: Monitoring Activities
	5(b)	6	6	The school received all possible points because it complied with all applicable regulations relating to safety and the protection of student and employee health.	SCSC: Monitoring Activities
	5(c)	6	6	The school received all possible points because it complied with applicable regulations relating to providing required federal notices and the handling of information and stakeholder communication.	SCSC: Monitoring Activities
Additional Obligations	6(a)	4	4	The school received all possible points because school complied with all other legal, statutory, regulatory, or contractual requirements, that are not otherwise explicitly addressed in the Operational Standards.	SCSC: Monitoring Activities
	6(b)	6	6	The school received all possible points because it remedied noncompliance after proper notification.	SCSC: Monitoring Activities

Overall Points
94



**COMPREHENSIVE PERFORMANCE
FRAMEWORK**
for State Charter School Evaluation

Georgia Fugees Academy

Section	Designation
Academic Performance	Does Not Meet Standards
Financial Performance	Approaches Standards
Operational Performance	Meets Standards

Performance Track Record Across the Term				
Section	2021-22	2022-23	2023-24	2024-25
Academic Performance	DNM	Meets	Varied	DNM
Financial Performance	80	45	90/65	100/75
Operational Performance	80	58	63	84

Georgia Fugees Academy

SECTION I: ACADEMIC PERFORMANCE

Overall Designation
Does Not Meet Standards

Explanation
The school earned a Does Not Meet designation because it performed at least two (2) points lower than the comparison score in each grade band served.

Overall Designations	
Exceeds	Outperforms by 10 or more points in all grade bands served on any one of combination of measures
Meets	Outperforms by at least 1 point in all grade bands served on any one or combination of measures.
Approaches	Performs no more than 2 points below in all grade bands served on any one or combination of measures.
Varied	Varied performance across grade bands. The school meets or exceeds in one grade band(s) and does not meet in the other(s).
Does Not Meet	Performs below in all grade bands served across all measures.

Indicator	Measure	Grade Band	Grade Band Designation
Grade Band Measures	CCRPI Content Mastery	E	--
		M	DNM
		H	DNM
	CCRPI Progress	E	--
		M	DNM
		H	Approaches
	CCRPI Grade Band Score	E	--
		M	DNM
		H	DNM
	Value-Added Impact Scores	E	--
		M	DNM
		H	DNM

Grade Band Designations	
Exceeds	Outperforms by 10 or more points
Meets	Outperforms by at least 1 point
Approaches	Performs no more than 2 points below
Does Not Meet	Performs more than 2 points below

ACADEMIC PERFORMANCE BAR CHARTS

■ SCSC School Score ■ School-Level Comparison ■ District-Weighted Comparison



Georgia Fugees Academy

SECTION II: FINANCIAL PERFORMANCE- New Method

Overall Designation
Approaches Standards

Overall Designations	
80 points or more on both indicators	Meets Performance Standards
Any combination of scores otherwise noted for Meets and Does Not Meet designations	Approaches Performance Standards
69 points or less on both indicators	Does Not Meet Performance Standards

Indicator	Measure	Points Available	Points Earned	Measure Name	Measure Value	Data Source
Near Term Measures	1(a)	15	15	Current Ratio	1.994	School Audit Report: Governmental Funds- Balance Sheet
	1(b)	20	20	Unrestricted Days Cash	68	School Audit Report: Governmental Funds- Balance Sheet & Statement of Revenues, Expenditures, and Changes in Fund Balance
	1(c)	25	20	Annual Debt to Income	0.000%	School Audit Report: Statement of Revenues, Expenditures, and Changes in Fund Balance
	1(d)	10	10	Default	No	School Audit Report: Notes
Sustainability Measures	1(e)	15	15	Aggregated Efficiency Margin	4.851%	School Audit Report: Statement of Activities (most recent 3yrs if available), Notes-Pension Plan
	1(f)	15	15	Debt to Asset Ratio	32.497%	School Audit Report: Statement of Net Position

Indicator 1: Fiscal Viability, Points and Designation:	95	Meets
---	-----------	--------------

Indicator	Measure	Points Available	Points Earned	Measure Name	Explanation	Data Source
Financial Management and Oversight	2(a)	20	20	GAAP Standards	Did the school submit a clean audit?-Yes	School's Independent Annual Financial Audit
	2(b)	15	0	Federal Requirements	The school did not receive any points because it failed to comply with one or more material provisions of the Federal requirements. Specifically, the GaDOE reported that the school was not in compliance with one or more federal provisions during the GaDOE Cross-Functional Monitoring process.	GaDOE: Federal Program Monitoring/SCSC Monitoring
	2(c)	15	15	LUA Manual	The school received all possible points because it compiled with all material provisions of the LUA manual.	SCSC Monitoring
	2(d)	20	20	School's Policies	The school received all possible points because it compiled with all material provisions of the school's own policies.	SCSC Monitoring
	2(e)	10	0	Enrollment Variance	21.429%	SCSC Annual Enrollment Projection Form & GADOE: Data Collections, Student Enrollment by Grade Level
	2(f)	20	20	Timely Audit Submission	Did the school submit its audit by Nov. 1?-Yes	School Audit Report

Indicator 2: Fiscal Management & Oversight, Points and Designation:	75	Approaches
--	-----------	-------------------

By Financial Indicator Performance Expectations	
80-100 points	Meets Performance Standards
70-79 points	Approaches Performance Standards
0-69 points	Does Not Meet Performance Standards

Georgia Fugees Academy

SECTION II: FINANCIAL PERFORMANCE- Old Method

Overall Designation
Approaches Standards

Overall Designations	
80 points or more on both indicators	Meets Performance Standards
Any combination of scores otherwise noted for Meets and Does Not Meet designations	Approaches Performance Standards
69 points or less on both indicators	Does Not Meet Performance Standards

Indicator	Measure	Points Available	Points Earned	Measure Name	Measure Value	Data Source
Near Term Measures	1(a)	15	15	Current Ratio	1.994	School Audit Report: Governmental Funds- Balance Sheet
	1(b)	20	20	Unrestricted Days Cash	67	School Audit Report: Governmental Funds- Balance Sheet & Statement of Revenues, Expenditures, and Changes in Fund Balance
	1(c)	20	20	Annual Debt to Income	0.000%	School Audit Report: Statement of Revenues, Expenditures, and Changes in Fund Balance
	1(d)	10	10	Default	No	School Audit Report: Notes
Sustainability Measures	1(e)	15	15	Aggregated Efficiency Margin	4.851%	School Audit Report: Statement of Activities (most recent 3yrs if available), Notes-Pension Plan
	1(f)	20	20	Debt to Asset Ratio	32.497%	School Audit Report: Statement of Net Position

Indicator 1: Fiscal Viability, Points and Designation:	100	Meets
---	------------	--------------

Indicator	Measure	Points Available	Points Earned	Measure Name	Explanation	Data Source
Financial Management and Oversight	2(a)	20	20	GAAP Standards	Did the school submit a clean audit?-Yes	School's Independent Annual Financial Audit
	2(b)	15	0	Federal Requirements	The school did not receive any points because it failed to comply with one or more material provisions of the Federal requirements. Specifically, the GaDOE reported that the school was not in compliance with one or more federal provisions during the GaDOE Cross-Functional Monitoring process.	GaDOE: Federal Program Monitoring/SCSC Monitoring
	2(c)	15	15	LUA Manual	The school received all possible points because it complied with all material provisions of the LUA manual.	SCSC Monitoring
	2(d)	20	20	School's Policies	The school received all possible points because it complied with all material provisions of the school's own policies.	SCSC Monitoring
	2(e)	10	0	Enrollment Variance	21.429%	SCSC Annual Enrollment Projection Form & GADOE: Data Collections, Student Enrollment by Grade Level
	2(f)	20	20	Timely Audit Submission	Did the school submit its audit by Nov. 1?-Yes	School Audit Report

Indicator 2: Fiscal Management & Oversight, Points and Designation:	75	Approaches
--	-----------	-------------------

By Financial Indicator Performance Expectations	
80-100 points	Meets Performance Standards
70-79 points	Approaches Performance Standards
0-69 points	Does Not Meet Performance Standards

Georgia Fugees Academy

SECTION III: OPERATIONAL PERFORMANCE


Overall Designation
Meets Standards

Overall Operations Performance Expectations	
80-100 points	Meets Performance Standards
70-79 points	Approaches Performance Standards
0-69 points	Does Not Meet Performance Standards

Indicator	Measure	Points Available	Points Earned	Explanation	Data Source
Educational Program Compliance	1(a)	4	4	The school received all possible points because it has fully implemented all essential or innovative features of its education and operational program and met all mission-specific goals included in its charter contract.	SCSC: Monitoring Activities
	1(b)	4	4	The school received all possible points because it received no findings indicating the school is out of compliance with all applicable laws, rules, regulations, and provisions of its charter contract relating to state education requirements.	SCSC: Monitoring Activities
	1(c)	4	4	The school received all possible points because it received no findings indicating the school is out of compliance with applicable laws, rules, regulations, and provisions of its charter contract relating to federal education requirements.	SCSC: Monitoring Activities
	1(d)	4	4	The school received all possible points because it complied with applicable laws, rules, regulations, and provisions of its charter contract relating to relevant reporting requirements.	SCSC: Monitoring Activities
Governance, Ethics and Transparency	2(a)	5	3	The school received partial points because the school was found out of compliance with applicable general governance, but remedied the finding(s) within the specified timeframe. Specifically, the school received a finding in its FY25 SCSC Monitoring Results for its conflict of interest policy but made reasonable efforts to remediate the finding to regain compliance.	SCSC: Monitoring Results
	2(b)	5	5	The school received all possible points because the school complied with the Georgia Open Meetings Act and Open Records Act requirements, and its budget was approved in accordance with state law.	SCSC: Monitoring Activities
	2(c)	5	5	The school received all possible points because all governing board members completed required training through the SCSC or approved alternate provider.	SCSC: Monitoring Activities
	2(d)	5	5	The school received all possible points because it complied with all applicable regulations relating to operating transparently and effectively communicating with stakeholders.	SCSC: Monitoring Activities
Obligations to Students	3(a)	6	6	The school received all possible points because it complied with all applicable laws, rules, regulations, provisions of its charter contract, and its policies relating to the rights of students.	SCSC: Monitoring Activities
	3(b)	6	6	The school received all possible points because it complied with all regulations relating to the treatment of students with identified disabilities and those suspected of having a disability.	SCSC: Monitoring Activities

	3(c)	6	6	The school received all possible points because it protects the rights of English Learners (ELs).	SCSC: Monitoring Activities
Employer Qualifications, Evaluations and Criminal Records	4(a)	6	6	The school received all possible points because it complied with regulations relating to employee qualifications, employee evaluations, and criminal background checks.	SCSC: Monitoring Activities
	4(b)	6	6	The school received all possible points because it complied with all applicable regulations relating to employment considerations.	SCSC: Monitoring Activities
	4(c)	6	6	The school received all possible points because it complied with all applicable regulations relating to employment considerations.	SCSC: Monitoring Activities
School Environment	5(a)	6	0	The school did not receive any points because it failed to comply with at least one applicable law, rule, regulation, provision of its charter contract, or its policies relating to school facilities. Specifically, the school received a finding in its FY25 SCSC Monitoring Results for its safety drill schedule and did not submit a corrective action plan that demonstrated remediation.	SCSC: Monitoring Results
	5(b)	6	0	The school did not receive any points because it failed to comply with applicable regulations relating to safety and the protection of student and employee health. Specifically, the school received two finding in its FY25 SCSC Monitoring Results for its sudden cardiac arrest informational sessions and policy on identifying and reporting child abuse and did not submit a corrective action plan that demonstrated remediation of all findings.	SCSC: Monitoring Results
	5(c)	6	6	The school received all possible points because it complied with applicable regulations relating to providing required federal notices and the handling of information and stakeholder communication.	SCSC: Monitoring Activities
Additional Obligations	6(a)	4	2	The school received partial points because it failed to comply with at least one applicable law, rule or regulation that is not otherwise explicitly addressed, but remedied the finding(s) and regained compliance. Specifically, the school's nutrition program received findings from the Georgia Department of Education School Nutrition Division, but adequately completed corrective action to regain compliance.	GaDOE: Nutrition Program
	6(b)	6	6	The school received all possible points because it remedied noncompliance after proper notification.	SCSC: Monitoring Activities

Overall Points
84



**COMPREHENSIVE PERFORMANCE
FRAMEWORK**
for State Charter School Evaluation

Georgia School for Innovation and the Classics

Section	Designation
Academic Performance	Exceeds Standards
Financial Performance	Meets Standards
Operational Performance	Meets Standards

Performance Track Record Across the Term				
Section	2021-22	2022-23	2023-24	2024-25
Academic Performance	Meets	Meets	Exceeds	Exceeds
Financial Performance	95	100	100/85	100/80
Operational Performance	72	72	80	92

Georgia School for Innovation and the Classics

SECTION I: ACADEMIC PERFORMANCE

Overall Designation
Exceeds Standards

Explanation
The school earned an Exceeds designation because it outperformed the comparison score by 10 or more points on at least one academic measure in each grade band served.

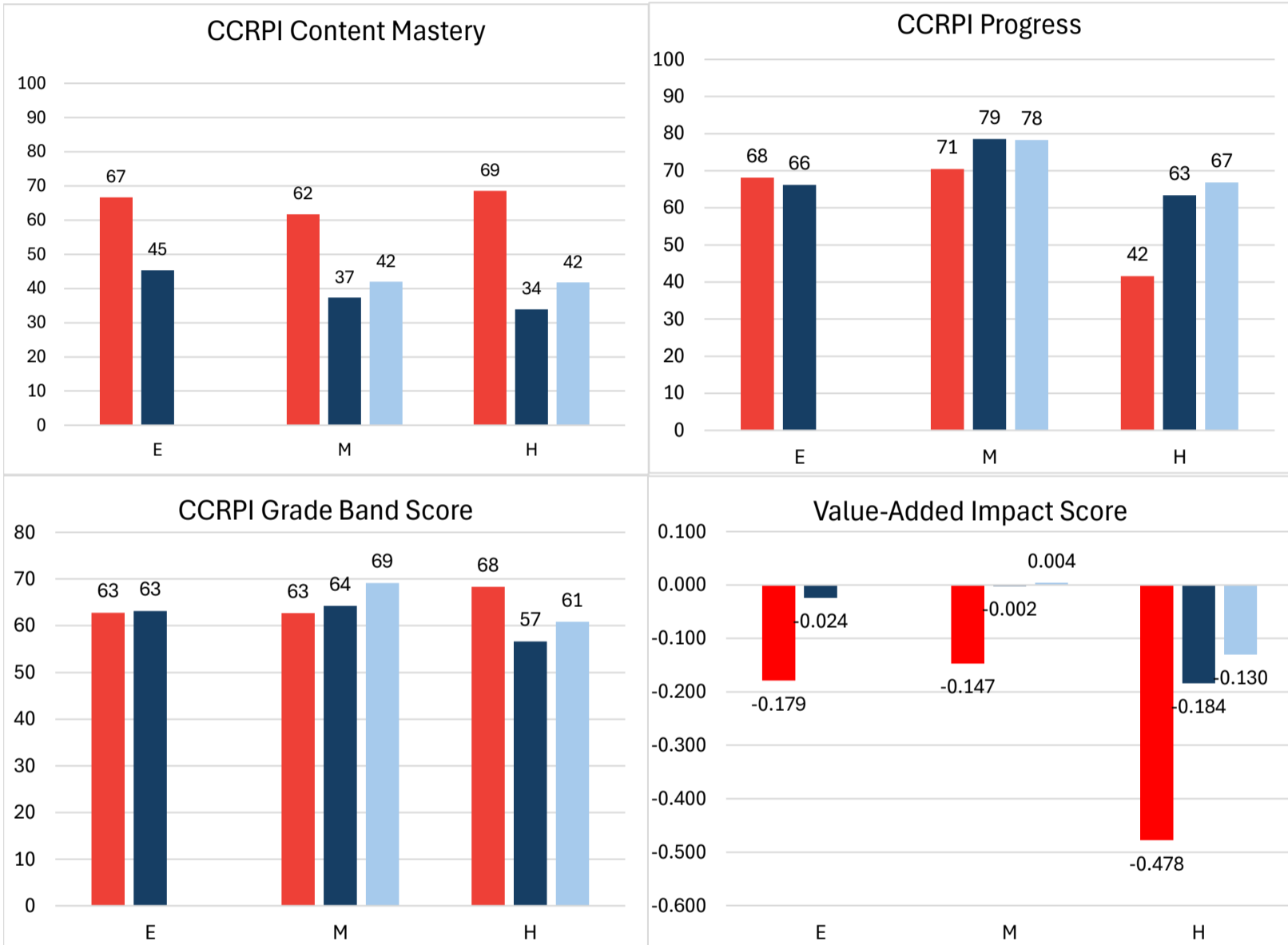
Overall Designations	
Exceeds	Outperforms by 10 or more points in all grade bands served on any one of combination of measures
Meets	Outperforms by at least 1 point in all grade bands served on any one or combination of measures.
Approaches	Performs no more than 2 points below in all grade bands served on any one or combination of measures.
Varied	Varied performance across grade bands. The school meets or exceeds in one grade band(s) and does not meet in the other(s).
Does Not Meet	Performs below in all grade bands served across all measures.

Indicator	Measure	Grade Band	Grade Band Designation
Grade Band Measures	CCRPI Content Mastery	E	Exceeds
		M	Exceeds
		H	Exceeds
	CCRPI Progress	E	Meets
		M	DNM
		H	DNM
	CCRPI Grade Band Score	E	Approaches
		M	Approaches
		H	Exceeds
	Value-Added Impact Scores	E	DNM
		M	DNM
		H	DNM

Grade Band Designations	
Exceeds	Outperforms by 10 or more points
Meets	Outperforms by at least 1 point
Approaches	Performs no more than 2 points below
Does Not Meet	Performs more than 2 points below

ACADEMIC PERFORMANCE BAR CHARTS

■ SCSC School Score ■ School-Level Comparison ■ District-Weighted Comparison



Georgia School for Innovation and the Classics

SECTION II: FINANCIAL PERFORMANCE- New Method

Overall Designation
Meets Standards

Overall Designations	
80 points or more on both indicators	Meets Performance Standards
Any combination of scores otherwise noted for Meets and Does Not Meet designations	Approaches Performance Standards
69 points or less on both indicators	Does Not Meet Performance Standards

Indicator	Measure	Points Available	Points Earned	Measure Name	Measure Value	Data Source
Near Term Measures	1(a)	15	15	Current Ratio	45.974	School Audit Report: Governmental Funds- Balance Sheet
	1(b)	20	20	Unrestricted Days Cash	232	School Audit Report: Governmental Funds- Balance Sheet & Statement of Revenues, Expenditures, and Changes in Fund Balance
	1(c)	25	20	Annual Debt to Income	0.000%	School Audit Report: Statement of Revenues, Expenditures, and Changes in Fund Balance
	1(d)	10	10	Default	No	School Audit Report: Notes
Sustainability Measures	1(e)	15	15	Aggregated Efficiency Margin	18.460%	School Audit Report: Statement of Activities (most recent 3yrs if available), Notes-Pension Plan
	1(f)	15	15	Debt to Asset Ratio	1.209%	School Audit Report: Statement of Net Position

Indicator 1: Fiscal Viability, Points and Designation:	95	Meets
---	-----------	--------------

Indicator	Measure	Points Available	Points Earned	Measure Name	Explanation	Data Source
Financial Management and Oversight	2(a)	20	20	GAAP Standards	Did the school submit a clean audit?-Yes	School's Independent Annual Financial Audit
	2(b)	15	0	Federal Requirements	The school did not receive any points because it failed to comply with one or more material provisions of the Federal requirements. Specifically, the school received a finding in its FY25 SCSC Monitoring Letter regarding its property records, and failed to demonstrate reasonable efforts to remediate all findings to regain compliance.	GADOE: Federal Program Monitoring/SCSC Monitoring
	2(c)	15	15	LUA Manual	The school received all possible points because it compiled with all material provisions of the LUA manual.	SCSC Monitoring
	2(d)	20	20	School's Policies	The school received all possible points because it compiled with all material provisions of the school's own policies.	SCSC Monitoring
	2(e)	10	5	Enrollment Variance	3.333%	SCSC Annual Enrollment Projection Form & GADOE: Data Collections, Student Enrollment by Grade Level
	2(f)	20	20	Timely Audit Submission	Did the school submit its audit by Nov. 1?-Yes	School Audit Report

Indicator 2: Fiscal Management & Oversight, Points and Designation:	80	Meets
--	-----------	--------------

By Financial Indicator Performance Expectations	
80-100 points	Meets Performance Standards
70-79 points	Approaches Performance Standards
0-69 points	Does Not Meet Performance Standards

Georgia School for Innovation and the Classics

SECTION II: FINANCIAL PERFORMANCE- Old Method

Overall Designation	
Meets Standards	

Overall Designations	
80 points or more on both indicators	Meets Performance Standards
Any combination of scores otherwise noted for Meets and Does Not Meet designations	Approaches Performance Standards
69 points or less on both indicators	Does Not Meet Performance Standards

Indicator	Measure	Points Available	Points Earned	Measure Name	Measure Value	Data Source
Near Term Measures	1(a)	15	15	Current Ratio	45.974	School Audit Report: Governmental Funds- Balance Sheet
	1(b)	20	20	Unrestricted Days Cash	226	School Audit Report: Governmental Funds- Balance Sheet & Statement of Revenues, Expenditures, and Changes in Fund Balance
	1(c)	20	20	Annual Debt to Income	0.000%	School Audit Report: Statement of Revenues, Expenditures, and Changes in Fund Balance
	1(d)	10	10	Default	No	School Audit Report: Notes
Sustainability Measures	1(e)	15	15	Aggregated Efficiency Margin	18.460%	School Audit Report: Statement of Activities (most recent 3yrs if available), Notes-Pension Plan
	1(f)	20	20	Debt to Asset Ratio	1.209%	School Audit Report: Statement of Net Position

Indicator 1: Fiscal Viability, Points and Designation:	100	Meets
---	------------	--------------

Indicator	Measure	Points Available	Points Earned	Measure Name	Explanation	Data Source
Financial Management and Oversight	2(a)	20	20	GAAP Standards	Did the school submit a clean audit?-Yes	School's Independent Annual Financial Audit
	2(b)	15	0	Federal Requirements	The school did not receive any points because it failed to comply with one or more material provisions of the Federal requirements. Specifically, the school received a finding in its FY25 SCSC Monitoring Letter regarding its property records, and failed to demonstrate reasonable efforts to remediate all findings to regain compliance.	GADOE: Federal Program Monitoring/SCSC Monitoring
	2(c)	15	15	LUA Manual	The school received all possible points because it complied with all material provisions of the LUA manual.	SCSC Monitoring
	2(d)	20	20	School's Policies	The school received all possible points because it complied with all material provisions of the school's own policies.	SCSC Monitoring
	2(e)	10	5	Enrollment Variance	3.333%	SCSC Annual Enrollment Projection Form & GADOE: Data Collections, Student Enrollment by Grade Level
	2(f)	20	20	Timely Audit Submission	Did the school submit its audit by Nov. 1?-Yes	School Audit Report

Indicator 2: Fiscal Management & Oversight, Points and Designation:	80	Meets
--	-----------	--------------

By Financial Indicator Performance Expectations	
80-100 points	Meets Performance Standards
70-79 points	Approaches Performance Standards
0-69 points	Does Not Meet Performance Standards

Georgia School for Innovation and the Classics

SECTION III: OPERATIONAL PERFORMANCE


Overall Designation
Meets Standards

Overall Operations Performance Expectations	
80-100 points	Meets Performance Standards
70-79 points	Approaches Performance Standards
0-69 points	Does Not Meet Performance Standards

Indicator	Measure	Points Available	Points Earned	Explanation	Data Source
Educational Program Compliance	1(a)	4	4	The school received all possible points because it has fully implemented all essential or innovative features of its education and operational program and met all mission-specific goals included in its charter contract.	SCSC: Monitoring Activities
	1(b)	4	4	The school received all possible points because it received no findings indicating the school is out of compliance with all applicable laws, rules, regulations, and provisions of its charter contract relating to state education requirements.	SCSC: Monitoring Activities
	1(c)	4	4	The school received all possible points because it received no findings indicating the school is out of compliance with applicable laws, rules, regulations, and provisions of its charter contract relating to federal education requirements.	SCSC: Monitoring Activities
	1(d)	4	4	The school received all possible points because it complied with applicable laws, rules, regulations, and provisions of its charter contract relating to relevant reporting requirements.	SCSC: Monitoring Activities
Governance, Ethics and Transparency	2(a)	5	5	The school received all possible points because the school is complying with all applicable general governance requirements.	SCSC: Monitoring Activities
	2(b)	5	5	The school received all possible points because the school complied with the Georgia Open Meetings Act and Open Records Act requirements, and its budget was approved in accordance with state law.	SCSC: Monitoring Activities
	2(c)	5	5	The school received all possible points because all governing board members completed required training through the SCSC or approved alternate provider.	SCSC: Monitoring Activities
	2(d)	5	5	The school received all possible points because it complied with all applicable regulations relating to operating transparently and effectively communicating with stakeholders.	SCSC: Monitoring Activities
Obligations to Students	3(a)	6	4	The school received partial points because it failed to comply with at least one applicable law, rule or regulation regarding protecting the rights of all students, but adequately remedied its finding(s) and regained compliance. Specifically, the school received a finding in its FY25 SCSC Monitoring Results for its Title IX coordinator notice but made reasonable efforts to remediate the finding to regain compliance.	SCSC: Monitoring Results
	3(b)	6	6	The school received all possible points because it complied with all regulations relating to the treatment of students with identified disabilities and those suspected of having a disability.	SCSC: Monitoring Activities

	3(c)	6	4	The school received partial points because the school failed to comply with at least one applicable regulation relating to EL requirements, but the school adequately remedied its finding(s) and regained compliance. Specifically, the school received a finding in its FY25 SCSC Monitoring Results for its procedures for identifying and serving English Learners but made reasonable efforts to remediate the finding to regain compliance.	SCSC: Monitoring Results
Employer Qualifications, Evaluations and Criminal Records	4(a)	6	6	The school received all possible points because it complied with regulations relating to employee qualifications, employee evaluations, and criminal background checks.	SCSC: Monitoring Activities
	4(b)	6	6	The school received all possible points because it complied with all applicable regulations relating to employment considerations.	SCSC: Monitoring Activities
	4(c)	6	6	The school received all possible points because it complied with all applicable regulations relating to employment considerations.	SCSC: Monitoring Activities
School Environment	5(a)	6	6	The school received all possible points because it complied with facilities requirements.	SCSC: Monitoring Activities
	5(b)	6	6	The school received all possible points because it complied with all applicable regulations relating to safety and the protection of student and employee health.	SCSC: Monitoring Activities
	5(c)	6	6	The school received all possible points because it complied with applicable regulations relating to providing required federal notices and the handling of information and stakeholder communication.	SCSC: Monitoring Activities
Additional Obligations	6(a)	4	0	The school did not receive any points because it failed to comply with at least one other applicable law, rule, regulation, provision of its charter contract, or its policies that is not otherwise explicitly addressed in the Operational Standards. Specifically, the school received a finding in its FY25 SCSC Monitoring Results for its surety bond and did not submit a corrective action plan that demonstrated remediation.	SCSC: Monitoring Results
	6(b)	6	6	The school received all possible points because it remedied noncompliance after proper notification.	SCSC: Monitoring Activities

Overall Points
92



**COMPREHENSIVE PERFORMANCE
FRAMEWORK**
for State Charter School Evaluation

International Academy of Smyrna

Section	Designation
Academic Performance	Approaches Standards
Financial Performance	Approaches Standards
Operational Performance	Meets Standards

Performance Track Record Across the Term				
Section	2021-22	2022-23	2023-24	2024-25
Academic Performance	Meets	Meets	DNM	APP
Financial Performance	75	50	55/75	70/95
Operational Performance	78	78	88	94

International Academy of Smyrna

SECTION I: ACADEMIC PERFORMANCE

Overall Designation
Approaches Standards

Explanation
The school earned an Approaches designation because it performed no more than two (2) points lower than the comparison on at least one academic measure in each grade band served.

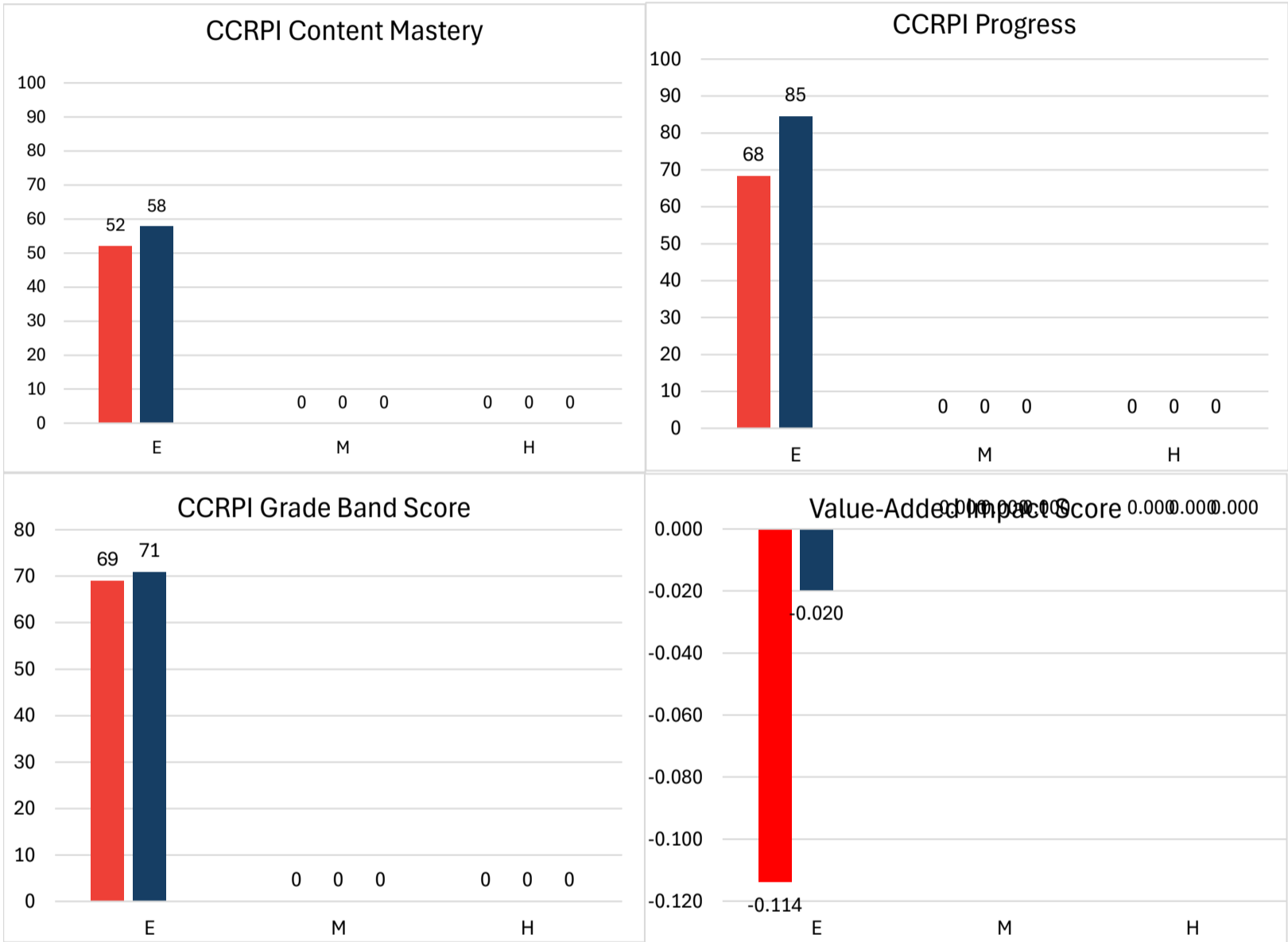
Overall Designations	
Exceeds	Outperforms by 10 or more points in all grade bands served on any one of combination of measures
Meets	Outperforms by at least 1 point in all grade bands served on any one or combination of measures.
Approaches	Performs no more than 2 points below in all grade bands served on any one or combination of measures.
Varied	Varied performance across grade bands. The school meets or exceeds in one grade band(s) and does not meet in the other(s).
Does Not Meet	Performs below in all grade bands served across all measures.

Indicator	Measure	Grade Band	Grade Band Designation
Grade Band Measures	CCRPI Content Mastery	E	DNM
		M	--
		H	--
	CCRPI Progress	E	DNM
		M	--
		H	--
	CCRPI Grade Band Score	E	Approaches
		M	--
		H	--
	Value-Added Impact Scores	E	DNM
		M	--
		H	--

Grade Band Designations	
Exceeds	Outperforms by 10 or more points
Meets	Outperforms by at least 1 point
Approaches	Performs no more than 2 points below
Does Not Meet	Performs more than 2 points below

ACADEMIC PERFORMANCE BAR CHARTS

■ SCSC School Score ■ School-Level Comparison ■ District-Weighted Comparison



International Academy of Smyrna

SECTION II: FINANCIAL PERFORMANCE- New Method

Overall Designation
Approaches Standards

Overall Designations	
80 points or more on both indicators	Meets Performance Standards
Any combination of scores otherwise noted for Meets and Does Not Meet designations	Approaches Performance Standards
69 points or less on both indicators	Does Not Meet Performance Standards

Indicator	Measure	Points Available	Points Earned	Measure Name	Measure Value	Data Source
Near Term Measures	1(a)	15	15	Current Ratio	7.758	School Audit Report: Governmental Funds- Balance Sheet
	1(b)	20	20	Unrestricted Days Cash	60	School Audit Report: Governmental Funds- Balance Sheet & Statement of Revenues, Expenditures, and Changes in Fund Balance
	1(c)	25	15	Annual Debt to Income	7.833%	School Audit Report: Statement of Revenues, Expenditures, and Changes in Fund Balance
	1(d)	10	10	Default	No	School Audit Report: Notes
Sustainability Measures	1(e)	15	10	Aggregated Efficiency Margin	-8.241%	School Audit Report: Statement of Activities (most recent 3yrs if available), Notes-Pension Plan
	1(f)	15	0	Debt to Asset Ratio	127.574%	School Audit Report: Statement of Net Position

Indicator 1: Fiscal Viability, Points and Designation:	70	Approaches
---	-----------	-------------------

Indicator	Measure	Points Available	Points Earned	Measure Name	Explanation	Data Source
Financial Management and Oversight	2(a)	20	20	GAAP Standards	Did the school submit a clean audit?-Yes	School's Independent Annual Financial Audit
	2(b)	15	15	Federal Requirements	The school received all possible points because it complied with all material provisions of the Federal Requirements.	GADOE: Federal Program Monitoring/SCSC Monitoring
	2(c)	15	15	LUA Manual	The school received all possible points because it complied with all material provisions of the LUA manual.	SCSC Monitoring
	2(d)	20	20	School's Policies	The school received all possible points because it complied with all material provisions of the school's own policies.	SCSC Monitoring
	2(e)	10	5	Enrollment Variance	5.128%	SCSC Annual Enrollment Projection Form & GADOE: Data Collections, Student Enrollment by Grade Level
	2(f)	20	20	Timely Audit Submission	Did the school submit its audit by Nov. 1?-Yes	School Audit Report

Indicator 2: Fiscal Management & Oversight, Points and Designation:	95	Meets
--	-----------	--------------

By Financial Indicator Performance Expectations	
80-100 points	Meets Performance Standards
70-79 points	Approaches Performance Standards
0-69 points	Does Not Meet Performance Standards

International Academy of Smyrna

SECTION II: FINANCIAL PERFORMANCE- Old Method

Overall Designation
Approaches Standards

Overall Designations	
80 points or more on both indicators	Meets Performance Standards
Any combination of scores otherwise noted for Meets and Does Not Meet designations	Approaches Performance Standards
69 points or less on both indicators	Does Not Meet Performance Standards

Indicator	Measure	Points Available	Points Earned	Measure Name	Measure Value	Data Source
Near Term Measures	1(a)	15	15	Current Ratio	7.758	School Audit Report: Governmental Funds- Balance Sheet
	1(b)	20	10	Unrestricted Days Cash	46	School Audit Report: Governmental Funds- Balance Sheet & Statement of Revenues, Expenditures, and Changes in Fund Balance
	1(c)	20	10	Annual Debt to Income	7.833%	School Audit Report: Statement of Revenues, Expenditures, and Changes in Fund Balance
	1(d)	10	10	Default	No	School Audit Report: Notes
Sustainability Measures	1(e)	15	10	Aggregated Efficiency Margin	-8.241%	School Audit Report: Statement of Activities (most recent 3yrs if available), Notes-Pension Plan
	1(f)	20	0	Debt to Asset Ratio	127.574%	School Audit Report: Statement of Net Position

Indicator 1: Fiscal Viability, Points and Designation:	55	Does Not Meet
---	-----------	----------------------

Indicator	Measure	Points Available	Points Earned	Measure Name	Explanation	Data Source
Financial Management and Oversight	2(a)	20	20	GAAP Standards	Did the school submit a clean audit?-Yes	School's Independent Annual Financial Audit
	2(b)	15	15	Federal Requirements	The school received all possible points because it complied with all material provisions of the Federal Requirements.	GADOE: Federal Program Monitoring/SCSC Monitoring
	2(c)	15	15	LUA Manual	The school received all possible points because it complied with all material provisions of the LUA manual.	SCSC Monitoring
	2(d)	20	20	School's Policies	The school received all possible points because it complied with all material provisions of the school's own policies.	SCSC Monitoring
	2(e)	10	5	Enrollment Variance	5.128%	SCSC Annual Enrollment Projection Form & GADOE: Data Collections, Student Enrollment by Grade Level
	2(f)	20	20	Timely Audit Submission	Did the school submit its audit by Nov. 1?-Yes	School Audit Report

Indicator 2: Fiscal Management & Oversight, Points and Designation:	95	Meets
--	-----------	--------------

By Financial Indicator Performance Expectations	
80-100 points	Meets Performance Standards
70-79 points	Approaches Performance Standards
0-69 points	Does Not Meet Performance Standards

International Academy of Smyrna

SECTION III: OPERATIONAL PERFORMANCE


Overall Designation
Meets Standards

Overall Operations Performance Expectations	
80-100 points	Meets Performance Standards
70-79 points	Approaches Performance Standards
0-69 points	Does Not Meet Performance Standards

Indicator	Measure	Points Available	Points Earned	Explanation	Data Source
Educational Program Compliance	1(a)	4	4	The school received all possible points because it has fully implemented all essential or innovative features of its education and operational program and met all mission-specific goals included in its charter contract.	SCSC: Monitoring Activities
	1(b)	4	4	The school received all possible points because it received no findings indicating the school is out of compliance with all applicable laws, rules, regulations, and provisions of its charter contract relating to state education requirements.	SCSC: Monitoring Activities
	1(c)	4	4	The school received all possible points because it received no findings indicating the school is out of compliance with applicable laws, rules, regulations, and provisions of its charter contract relating to federal education requirements.	SCSC: Monitoring Activities
	1(d)	4	4	The school received all possible points because it complied with applicable laws, rules, regulations, and provisions of its charter contract relating to relevant reporting requirements.	SCSC: Monitoring Activities
Governance, Ethics and Transparency	2(a)	5	5	The school received all possible points because the school is complying with all applicable general governance requirements.	SCSC: Monitoring Activities
	2(b)	5	5	The school received all possible points because the school complied with the Georgia Open Meetings Act and Open Records Act requirements, and its budget was approved in accordance with state law.	SCSC: Monitoring Activities
	2(c)	5	5	The school received all possible points because all governing board members completed required training through the SCSC or approved alternate provider.	SCSC: Monitoring Activities
	2(d)	5	5	The school received all possible points because it complied with all applicable regulations relating to operating transparently and effectively communicating with stakeholders.	SCSC: Monitoring Activities
Obligations to Students	3(a)	6	4	The school received partial points because it failed to comply with at least one applicable law, rule or regulation regarding protecting the rights of all students, but adequately remedied its finding(s) and regained compliance. Specifically, the school received a finding in its FY25 SCSC Monitoring Results for its Title IX Coordinator contact information but made reasonable efforts to remediate the finding to regain compliance.	SCSC: Monitoring Results
	3(b)	6	6	The school received all possible points because it complied with all regulations relating to the treatment of students with identified disabilities and those suspected of having a disability.	SCSC: Monitoring Activities

	3(c)	6	6	The school received all possible points because it protects the rights of English Learners (ELs).	SCSC: Monitoring Activities
Employer Qualifications, Evaluations and Criminal Records	4(a)	6	6	The school received all possible points because it complied with regulations relating to employee qualifications, employee evaluations, and criminal background checks.	SCSC: Monitoring Activities
	4(b)	6	6	The school received all possible points because it complied with all applicable regulations relating to employment considerations.	SCSC: Monitoring Activities
	4(c)	6	6	The school received all possible points because it complied with all applicable regulations relating to employment considerations.	SCSC: Monitoring Activities
School Environment	5(a)	6	6	The school received all possible points because it complied with facilities requirements.	SCSC: Monitoring Results
	5(b)	6	4	The school received partial points because it failed to comply with all applicable regulations relating to safety and the protection of student and employee health, but remedied the finding(s) and regained compliance. Specifically, the school received a finding in its FY25 SCSC Monitoring Results for its procedures for receiving and implementing seizure action plans but made reasonable efforts to remediate the finding to regain compliance.	SCSC: Monitoring Results
	5(c)	6	6	The school received all possible points because it complied with applicable regulations relating to providing required federal notices and the handling of information and stakeholder communication.	SCSC: Monitoring Activities
Additional Obligations	6(a)	4	2	The school received partial points because it failed to comply with at least one applicable law, rule or regulation that is not otherwise explicitly addressed, but remedied the finding(s) and regained compliance. Specifically, the school's nutrition program received findings from the Georgia Department of Education School Nutrition Division, but adequately completed corrective action to regain compliance.	GaDOE: Nutrition Program
	6(b)	6	6	The school received all possible points because it remedied noncompliance after proper notification.	SCSC: Monitoring Activities

Overall Points
94



**COMPREHENSIVE PERFORMANCE
FRAMEWORK**
for State Charter School Evaluation

International Charter Academy of Georgia

Section	Designation
Academic Performance	Exceeds Standards
Financial Performance	Meets Standards
Operational Performance	Meets Standards

Performance Track Record Across the Term				
Section	2021-22	2022-23	2023-24	2024-25
Academic Performance	Meets	Meets	Exceeds	Exceeds
Financial Performance	80	95	90/95	100/90
Operational Performance	84	92	92	98

International Charter Academy of Georgia

SECTION I: ACADEMIC PERFORMANCE

Overall Designation
Exceeds Standards

Explanation
The school earned an Exceeds designation because it outperformed the comparison score by 10 or more points on at least one academic measure in each grade band served.

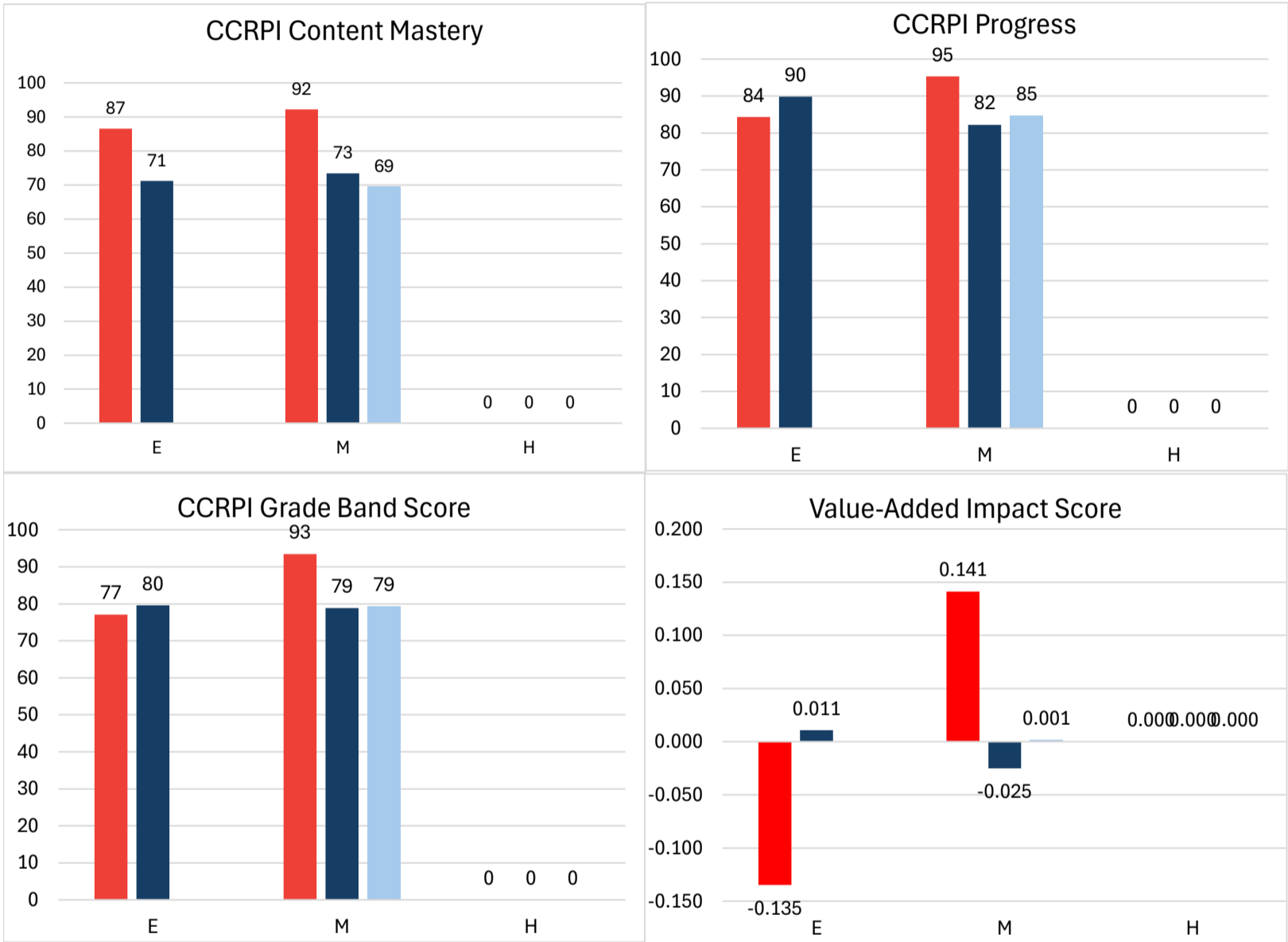
Overall Designations	
Exceeds	Outperforms by 10 or more points in all grade bands served on any one of combination of measures
Meets	Outperforms by at least 1 point in all grade bands served on any one or combination of measures.
Approaches	Performs no more than 2 points below in all grade bands served on any one or combination of measures.
Varied	Varied performance across grade bands. The school meets or exceeds in one grade band(s) and does not meet in the other(s).
Does Not Meet	Performs below in all grade bands served across all measures.

Indicator	Measure	Grade Band	Grade Band Designation
Grade Band Measures	CCRPI Content Mastery	E	Exceeds
		M	Exceeds
		H	--
	CCRPI Progress	E	DNM
		M	Exceeds
		H	--
	CCRPI Grade Band Score	E	DNM
		M	Exceeds
		H	--
	Value-Added Impact Scores	E	DNM
		M	DNM
		H	--

Grade Band Designations	
Exceeds	Outperforms by 10 or more points
Meets	Outperforms by at least 1 point
Approaches	Performs no more than 2 points below
Does Not Meet	Performs more than 2 points below

ACADEMIC PERFORMANCE BAR CHARTS

■ SCSC School Score ■ School-Level Comparison ■ District-Weighted Comparison



International Charter Academy of Georgia

SECTION II: FINANCIAL PERFORMANCE- New Method

Overall Designation	
Meets Standards	

Overall Designations	
80 points or more on both indicators	Meets Performance Standards
Any combination of scores otherwise noted for Meets and Does Not Meet designations	Approaches Performance Standards
69 points or less on both indicators	Does Not Meet Performance Standards

Indicator	Measure	Points Available	Points Earned	Measure Name	Measure Value	Data Source
Near Term Measures	1(a)	15	15	Current Ratio	10.219	School Audit Report: Governmental Funds- Balance Sheet
	1(b)	20	20	Unrestricted Days Cash	199	School Audit Report: Governmental Funds- Balance Sheet & Statement of Revenues, Expenditures, and Changes in Fund Balance
	1(c)	25	25	Annual Debt to Income	4.524%	School Audit Report: Statement of Revenues, Expenditures, and Changes in Fund Balance
	1(d)	10	10	Default	No	School Audit Report: Notes
Sustainability Measures	1(e)	15	15	Aggregated Efficiency Margin	20.004%	School Audit Report: Statement of Activities (most recent 3yrs if available), Notes-Pension Plan
	1(f)	15	15	Debt to Asset Ratio	52.855%	School Audit Report: Statement of Net Position

Indicator 1: Fiscal Viability, Points and Designation:	100	Meets
---	------------	--------------

Indicator	Measure	Points Available	Points Earned	Measure Name	Explanation	Data Source
Financial Management and Oversight	2(a)	20	20	GAAP Standards	Did the school submit a clean audit?-Yes	School's Independent Annual Financial Audit
	2(b)	15	10	Federal Requirements	The school received partial points because it failed to comply with at least one material provision of the Federal Requirements, but adequately remedied its finding(s) and regained compliance. Specifically, the school received a finding in its FY25 SCSC Monitoring Letter regarding its provisions describing a process for preventing property loss, damage, or theft of property, but made reasonable efforts to remediate the finding	GADOE: Federal Program Monitoring/SCSC Monitoring
	2(c)	15	15	LUA Manual	The school received all possible points because it compiled with all material provisions of the LUA manual.	SCSC Monitoring
	2(d)	20	20	School's Policies	The school received all possible points because it compiled with all material provisions of the school's own policies.	SCSC Monitoring
	2(e)	10	5	Enrollment Variance	4.965%	SCSC Annual Enrollment Projection Form & GADOE: Data Collections, Student Enrollment by Grade Level
	2(f)	20	20	Timely Audit Submission	Did the school submit its audit by Nov. 1?-Yes	School Audit Report

Indicator 2: Fiscal Management & Oversight, Points and Designation:	90	Meets
--	-----------	--------------

By Financial Indicator Performance Expectations	
80-100 points	Meets Performance Standards
70-79 points	Approaches Performance Standards
0-69 points	Does Not Meet Performance Standards

International Charter Academy of Georgia

SECTION II: FINANCIAL PERFORMANCE- Old Method

Overall Designation	
Meets Standards	

Overall Designations	
80 points or more on both indicators	Meets Performance Standards
Any combination of scores otherwise noted for Meets and Does Not Meet designations	Approaches Performance Standards
69 points or less on both indicators	Does Not Meet Performance Standards

Indicator	Measure	Points Available	Points Earned	Measure Name	Measure Value	Data Source
Near Term Measures	1(a)	15	15	Current Ratio	10.219	School Audit Report: Governmental Funds- Balance Sheet
	1(b)	20	20	Unrestricted Days Cash	197	School Audit Report: Governmental Funds- Balance Sheet & Statement of Revenues, Expenditures, and Changes in Fund Balance
	1(c)	20	20	Annual Debt to Income	4.524%	School Audit Report: Statement of Revenues, Expenditures, and Changes in Fund Balance
	1(d)	10	10	Default	No	School Audit Report: Notes
Sustainability Measures	1(e)	15	15	Aggregated Efficiency Margin	20.004%	School Audit Report: Statement of Activities (most recent 3yrs if available), Notes-Pension Plan
	1(f)	20	20	Debt to Asset Ratio	52.855%	School Audit Report: Statement of Net Position

Indicator 1: Fiscal Viability, Points and Designation:	100	Meets
---	------------	--------------

Indicator	Measure	Points Available	Points Earned	Measure Name	Explanation	Data Source
Financial Management and Oversight	2(a)	20	20	GAAP Standards	Did the school submit a clean audit?-Yes	School's Independent Annual Financial Audit
	2(b)	15	10	Federal Requirements	The school received partial points because it failed to comply with at least one material provision of the Federal Requirements, but adequately remedied its finding(s) and regained compliance. Specifically, the school received a finding in its FY25 SCSC Monitoring Letter regarding its provisions describing a process for preventing property loss, damage, or theft of property, but made reasonable efforts to remediate the finding	GADOE: Federal Program Monitoring/SCSC Monitoring
	2(c)	15	15	LUA Manual	The school received all possible points because it complied with all material provisions of the LUA manual.	SCSC Monitoring
	2(d)	20	20	School's Policies	The school received all possible points because it complied with all material provisions of the school's own policies.	SCSC Monitoring
	2(e)	10	5	Enrollment Variance	4.965%	SCSC Annual Enrollment Projection Form & GADOE: Data Collections, Student Enrollment by Grade Level
	2(f)	20	20	Timely Audit Submission	Did the school submit its audit by Nov. 1?-Yes	School Audit Report

Indicator 2: Fiscal Management & Oversight, Points and Designation:	90	Meets
--	-----------	--------------

By Financial Indicator Performance Expectations	
80-100 points	Meets Performance Standards
70-79 points	Approaches Performance Standards
0-69 points	Does Not Meet Performance Standards

International Charter Academy of Georgia

SECTION III: OPERATIONAL PERFORMANCE


Overall Designation
Meets Standards

Overall Operations Performance Expectations	
80-100 points	Meets Performance Standards
70-79 points	Approaches Performance Standards
0-69 points	Does Not Meet Performance Standards

Indicator	Measure	Points Available	Points Earned	Explanation	Data Source
Educational Program Compliance	1(a)	4	4	The school received all possible points because it has fully implemented all essential or innovative features of its education and operational program and met all mission-specific goals included in its charter contract.	SCSC: Monitoring Activities
	1(b)	4	4	The school received all possible points because it received no findings indicating the school is out of compliance with all applicable laws, rules, regulations, and provisions of its charter contract relating to state education requirements.	SCSC: Monitoring Activities
	1(c)	4	4	The school received all possible points because it received no findings indicating the school is out of compliance with applicable laws, rules, regulations, and provisions of its charter contract relating to federal education requirements.	SCSC: Monitoring Activities
	1(d)	4	4	The school received all possible points because it complied with applicable laws, rules, regulations, and provisions of its charter contract relating to relevant reporting requirements.	SCSC: Monitoring Activities
Governance, Ethics and Transparency	2(a)	5	5	The school received all possible points because the school is complying with all applicable general governance requirements.	SCSC: Monitoring Activities
	2(b)	5	5	The school received all possible points because the school complied with the Georgia Open Meetings Act and Open Records Act requirements, and its budget was approved in accordance with state law.	SCSC: Monitoring Activities
	2(c)	5	5	The school received all possible points because all governing board members completed required training through the SCSC or approved alternate provider.	SCSC: Monitoring Activities
	2(d)	5	5	The school received all possible points because it complied with all applicable regulations relating to operating transparently and effectively communicating with stakeholders.	SCSC: Monitoring Activities
Obligations to Students	3(a)	6	6	The school received all possible points because it complied with all applicable laws, rules, regulations, provisions of its charter contract, and its policies relating to the rights of students.	SCSC: Monitoring Activities
	3(b)	6	6	The school received all possible points because it complied with all regulations relating to the treatment of students with identified disabilities and those suspected of having a disability.	SCSC: Monitoring Activities
	3(c)	6	6	The school received all possible points because it protects the rights of English Learners (ELs).	SCSC: Monitoring Activities
	4(a)	6	6	The school received all possible points because it complied with regulations relating to employee qualifications, employee evaluations, and criminal background checks.	SCSC: Monitoring Activities

Employer Qualifications, Evaluations and Criminal Records	4(b)	6	6	The school received all possible points because it complied with all applicable regulations relating to employment considerations.	SCSC: Monitoring Activities
	4(c)	6	6	The school received all possible points because it complied with all applicable regulations relating to employment considerations.	SCSC: Monitoring Activities
School Environment	5(a)	6	6	The school received all possible points because it complied with facilities requirements.	SCSC: Monitoring Activities
	5(b)	6	6	The school received all possible points because it complied with all applicable regulations relating to safety and the protection of student and employee health.	SCSC: Monitoring Activities
	5(c)	6	4	The school received partial points because it failed to comply with applicable regulations relating to providing required federal notices and the handling of information and stakeholder communication, but remedied its finding(s) and regained compliance. Specifically, the school received a finding in its FY25 SCSC Monitoring Results for its Family Educational Rights and Privacy Act notice but made reasonable efforts to remediate the finding to regain compliance.	SCSC: Monitoring Results
Additional Obligations	6(a)	4	4	The school received all possible points because school complied with all other legal, statutory, regulatory, or contractual requirements, that are not otherwise explicitly addressed in the Operational Standards.	SCSC: Monitoring Activities
	6(b)	6	6	The school received all possible points because it remedied noncompliance after proper notification.	SCSC: Monitoring Activities

Overall Points
98



**COMPREHENSIVE PERFORMANCE
FRAMEWORK**
for State Charter School Evaluation

International Charter School of Atlanta

Section	Designation
Academic Performance	Meets Standards
Financial Performance	Meets Standards
Operational Performance	Meets Standards

Performance Track Record Across the Term				
Section	2021-22	2022-23	2023-24	2024-25
Academic Performance	Meets	Meets	Exceeds	Meets
Financial Performance	95	100	80/100	100/100
Operational Performance	87	80	95	100

International Charter School of Atlanta

SECTION I: ACADEMIC PERFORMANCE

Overall Designation
Meets Standards

Explanation
The school earned a Meets designation because it outperformed the comparison score on at least one of the academic measures in each grade band served.

Overall Designations	
Exceeds	Outperforms by 10 or more points in all grade bands served on any one of combination of measures
Meets	Outperforms by at least 1 point in all grade bands served on any one or combination of measures.
Approaches	Performs no more than 2 points below in all grade bands served on any one or combination of measures.
Varied	Varied performance across grade bands. The school meets or exceeds in one grade band(s) and does not meet in the other(s).
Does Not Meet	Performs below in all grade bands served across all measures.

Indicator	Measure	Grade Band	Grade Band Designation
Grade Band Measures	CCRPI Content Mastery	E	Exceeds
		M	Meets
		H	--
	CCRPI Progress	E	Meets
		M	DNM
		H	--
	CCRPI Grade Band Score	E	Meets
		M	DNM
		H	--
	Value-Added Impact Scores	E	DNM
		M	DNM
		H	--

Grade Band Designations	
Exceeds	Outperforms by 10 or more points
Meets	Outperforms by at least 1 point
Approaches	Performs no more than 2 points below
Does Not Meet	Performs more than 2 points below

ACADEMIC PERFORMANCE BAR CHARTS

■ SCSC School Score ■ School-Level Comparison ■ District-Weighted Comparison



International Charter School of Atlanta

SECTION II: FINANCIAL PERFORMANCE- New Method

Overall Designation	
Meets Standards	

Overall Designations	
80 points or more on both indicators	Meets Performance Standards
Any combination of scores otherwise noted for Meets and Does Not Meet designations	Approaches Performance Standards
69 points or less on both indicators	Does Not Meet Performance Standards

Indicator	Measure	Points Available	Points Earned	Measure Name	Measure Value	Data Source
Near Term Measures	1(a)	15	15	Current Ratio	4.779	School Audit Report: Governmental Funds- Balance Sheet
	1(b)	20	20	Unrestricted Days Cash	171	School Audit Report: Governmental Funds- Balance Sheet & Statement of Revenues, Expenditures, and Changes in Fund Balance
	1(c)	25	20	Annual Debt to Income	0.385%	School Audit Report: Statement of Revenues, Expenditures, and Changes in Fund Balance
	1(d)	10	10	Default	No	School Audit Report: Notes
Sustainability Measures	1(e)	15	15	Aggregated Efficiency Margin	11.417%	School Audit Report: Statement of Activities (most recent 3yrs if available), Notes-Pension Plan
	1(f)	15	15	Debt to Asset Ratio	32.372%	School Audit Report: Statement of Net Position

Indicator 1: Fiscal Viability, Points and Designation:	95	Meets
---	-----------	--------------

Indicator	Measure	Points Available	Points Earned	Measure Name	Explanation	Data Source
Financial Management and Oversight	2(a)	20	20	GAAP Standards	Did the school submit a clean audit?-Yes	School's Independent Annual Financial Audit
	2(b)	15	15	Federal Requirements	The school received all possible points because it complied with all material provisions of the Federal Requirements.	GADOE: Federal Program Monitoring/SCSC Monitoring
	2(c)	15	15	LUA Manual	The school received all possible points because it complied with all material provisions of the LUA manual.	SCSC Monitoring
	2(d)	20	20	School's Policies	The school received all possible points because it complied with all material provisions of the school's own policies.	SCSC Monitoring
	2(e)	10	10	Enrollment Variance	0.236%	SCSC Annual Enrollment Projection Form & GADOE: Data Collections, Student Enrollment by Grade Level
	2(f)	20	20	Timely Audit Submission	Did the school submit its audit by Nov. 1?-Yes	School Audit Report

Indicator 2: Fiscal Management & Oversight, Points and Designation:	100	Meets
--	------------	--------------

By Financial Indicator Performance Expectations	
80-100 points	Meets Performance Standards
70-79 points	Approaches Performance Standards
0-69 points	Does Not Meet Performance Standards

International Charter School of Atlanta

SECTION II: FINANCIAL PERFORMANCE- Old Method

Overall Designation	
Meets Standards	

Overall Designations	
80 points or more on both indicators	Meets Performance Standards
Any combination of scores otherwise noted for Meets and Does Not Meet designations	Approaches Performance Standards
69 points or less on both indicators	Does Not Meet Performance Standards

Indicator	Measure	Points Available	Points Earned	Measure Name	Measure Value	Data Source
Near Term Measures	1(a)	15	15	Current Ratio	4.779	School Audit Report: Governmental Funds- Balance Sheet
	1(b)	20	20	Unrestricted Days Cash	165	School Audit Report: Governmental Funds- Balance Sheet & Statement of Revenues, Expenditures, and Changes in Fund Balance
	1(c)	20	20	Annual Debt to Income	0.385%	School Audit Report: Statement of Revenues, Expenditures, and Changes in Fund Balance
	1(d)	10	10	Default	No	School Audit Report: Notes
Sustainability Measures	1(e)	15	15	Aggregated Efficiency Margin	11.417%	School Audit Report: Statement of Activities (most recent 3yrs if available), Notes-Pension Plan
	1(f)	20	20	Debt to Asset Ratio	32.372%	School Audit Report: Statement of Net Position

Indicator 1: Fiscal Viability, Points and Designation:	100	Meets
---	------------	--------------

Indicator	Measure	Points Available	Points Earned	Measure Name	Explanation	Data Source
Financial Management and Oversight	2(a)	20	20	GAAP Standards	Did the school submit a clean audit?-Yes	School's Independent Annual Financial Audit
	2(b)	15	15	Federal Requirements	The school received all possible points because it compiled with all material provisions of the Federal Requirements.	GADOE: Federal Program Monitoring/SCSC Monitoring
	2(c)	15	15	LUA Manual	The school received all possible points because it compiled with all material provisions of the LUA manual.	SCSC Monitoring
	2(d)	20	20	School's Policies	The school received all possible points because it compiled with all material provisions of the school's own policies.	SCSC Monitoring
	2(e)	10	10	Enrollment Variance	0.236%	SCSC Annual Enrollment Projection Form & GADOE: Data Collections, Student Enrollment by Grade Level
	2(f)	20	20	Timely Audit Submission	Did the school submit its audit by Nov. 1?-Yes	School Audit Report

Indicator 2: Fiscal Management & Oversight, Points and Designation:	100	Meets
--	------------	--------------

By Financial Indicator Performance Expectations	
80-100 points	Meets Performance Standards
70-79 points	Approaches Performance Standards
0-69 points	Does Not Meet Performance Standards

International Charter School of Atlanta

SECTION III: OPERATIONAL PERFORMANCE


Overall Designation
Meets Standards

Overall Operations Performance Expectations	
80-100 points	Meets Performance Standards
70-79 points	Approaches Performance Standards
0-69 points	Does Not Meet Performance Standards

Indicator	Measure	Points Available	Points Earned	Explanation	Data Source
Educational Program Compliance	1(a)	4	4	The school received all possible points because it has fully implemented all essential or innovative features of its education and operational program and met all mission-specific goals included in its charter contract.	SCSC: Monitoring Activities
	1(b)	4	4	The school received all possible points because it received no findings indicating the school is out of compliance with all applicable laws, rules, regulations, and provisions of its charter contract relating to state education requirements.	SCSC: Monitoring Activities
	1(c)	4	4	The school received all possible points because it received no findings indicating the school is out of compliance with applicable laws, rules, regulations, and provisions of its charter contract relating to federal education requirements.	SCSC: Monitoring Activities
	1(d)	4	4	The school received all possible points because it complied with applicable laws, rules, regulations, and provisions of its charter contract relating to relevant reporting requirements.	SCSC: Monitoring Activities
Governance, Ethics and Transparency	2(a)	5	5	The school received all possible points because the school is complying with all applicable general governance requirements.	SCSC: Monitoring Activities
	2(b)	5	5	The school received all possible points because the school complied with the Georgia Open Meetings Act and Open Records Act requirements, and its budget was approved in accordance with state law.	SCSC: Monitoring Activities
	2(c)	5	5	The school received all possible points because all governing board members completed required training through the SCSC or approved alternate provider.	SCSC: Monitoring Activities
	2(d)	5	5	The school received all possible points because it complied with all applicable regulations relating to operating transparently and effectively communicating with stakeholders.	SCSC: Monitoring Activities
Obligations to Students	3(a)	6	6	The school received all possible points because it complied with all applicable laws, rules, regulations, provisions of its charter contract, and its policies relating to the rights of students.	SCSC: Monitoring Activities
	3(b)	6	6	The school received all possible points because it complied with all regulations relating to the treatment of students with identified disabilities and those suspected of having a disability.	SCSC: Monitoring Activities
	3(c)	6	6	The school received all possible points because it protects the rights of English Learners (ELs).	SCSC: Monitoring Activities
	4(a)	6	6	The school received all possible points because it complied with regulations relating to employee qualifications, employee evaluations, and criminal background checks.	SCSC: Monitoring Activities

Employer Qualifications, Evaluations and Criminal Records	4(b)	6	6	The school received all possible points because it complied with all applicable regulations relating to employment considerations.	SCSC: Monitoring Activities
	4(c)	6	6	The school received all possible points because it complied with all applicable regulations relating to employment considerations.	SCSC: Monitoring Activities
School Environment	5(a)	6	6	The school received all possible points because it complied with facilities requirements.	SCSC: Monitoring Activities
	5(b)	6	6	The school received all possible points because it complied with all applicable regulations relating to safety and the protection of student and employee health.	SCSC: Monitoring Activities
	5(c)	6	6	The school received all possible points because it complied with applicable regulations relating to providing required federal notices and the handling of information and stakeholder communication.	SCSC: Monitoring Activities
Additional Obligations	6(a)	4	4	The school received all possible points because school complied with all other legal, statutory, regulatory, or contractual requirements, that are not otherwise explicitly addressed in the Operational Standards.	SCSC: Monitoring Activities
	6(b)	6	6	The school received all possible points because it remedied noncompliance after proper notification.	SCSC: Monitoring Activities

Overall Points
100



**COMPREHENSIVE PERFORMANCE
FRAMEWORK**
for State Charter School Evaluation

Ivy Prep Academy at Kirkwood

Section	Designation
Academic Performance	Exceeds Standards
Financial Performance	Approaches Standards
Operational Performance	Meets Standards

Performance Track Record Across the Term				
Section	2021-22	2022-23	2023-24	2024-25
Academic Performance	Meets	Meets	Meets	Exceeds
Financial Performance	50	65	55/85	60/100
Operational Performance	77	92	95	96

Ivy Prep Academy at Kirkwood

SECTION I: ACADEMIC PERFORMANCE

Overall Designation
Exceeds Standards

Explanation
The school earned an Exceeds designation because it outperformed the comparison score by 10 or more points on at least one academic measure in each grade band served.

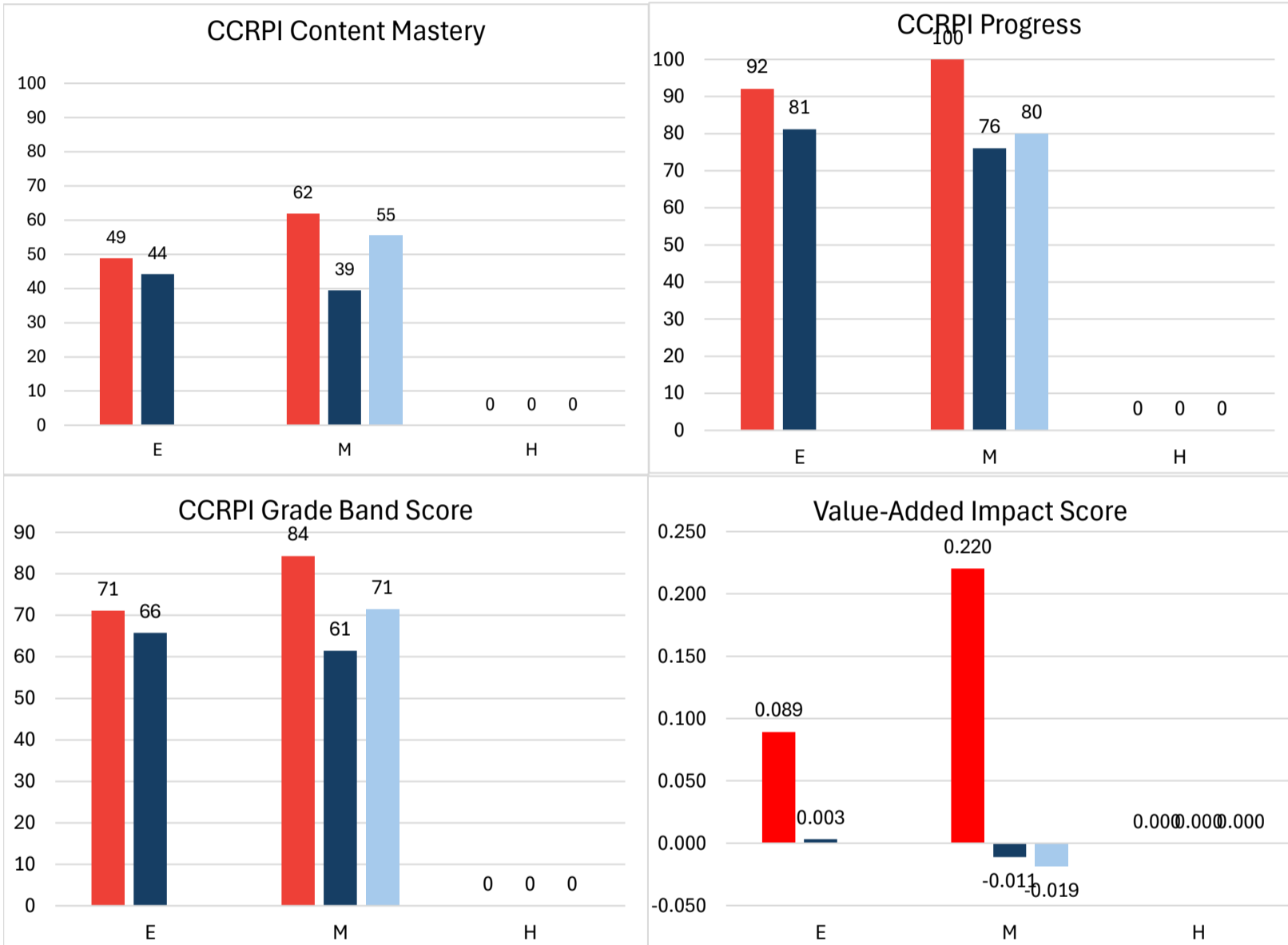
Overall Designations	
Exceeds	Outperforms by 10 or more points in all grade bands served on any one of combination of measures
Meets	Outperforms by at least 1 point in all grade bands served on any one or combination of measures.
Approaches	Performs no more than 2 points below in all grade bands served on any one or combination of measures.
Varied	Varied performance across grade bands. The school meets or exceeds in one grade band(s) and does not meet in the other(s).
Does Not Meet	Performs below in all grade bands served across all measures.

Indicator	Measure	Grade Band	Grade Band Designation
Grade Band Measures	CCRPI Content Mastery	E	Meets
		M	Exceeds
		H	--
	CCRPI Progress	E	Exceeds
		M	Exceeds
		H	--
	CCRPI Grade Band Score	E	Meets
		M	Exceeds
		H	--
	Value-Added Impact Scores	E	Meets
		M	Meets
		H	--

Grade Band Designations	
Exceeds	Outperforms by 10 or more points
Meets	Outperforms by at least 1 point
Approaches	Performs no more than 2 points below
Does Not Meet	Performs more than 2 points below

ACADEMIC PERFORMANCE BAR CHARTS

■ SCSC School Score ■ School-Level Comparison ■ District-Weighted Comparison



Ivy Prep Academy at Kirkwood

SECTION II: FINANCIAL PERFORMANCE- New Method

Overall Designation
Approaches Standards

Overall Designations	
80 points or more on both indicators	Meets Performance Standards
Any combination of scores otherwise noted for Meets and Does Not Meet designations	Approaches Performance Standards
69 points or less on both indicators	Does Not Meet Performance Standards

Indicator	Measure	Points Available	Points Earned	Measure Name	Measure Value	Data Source
Near Term Measures	1(a)	15	15	Current Ratio	41.701	School Audit Report: Governmental Funds- Balance Sheet
	1(b)	20	10	Unrestricted Days Cash	51	School Audit Report: Governmental Funds- Balance Sheet & Statement of Revenues, Expenditures, and Changes in Fund Balance
	1(c)	25	15	Annual Debt to Income	8.150%	School Audit Report: Statement of Revenues, Expenditures, and Changes in Fund Balance
	1(d)	10	10	Default	No	School Audit Report: Notes
Sustainability Measures	1(e)	15	10	Aggregated Efficiency Margin	-3.421%	School Audit Report: Statement of Activities (most recent 3yrs if available), Notes-Pension Plan
	1(f)	15	0	Debt to Asset Ratio	114.014%	School Audit Report: Statement of Net Position

Indicator 1: Fiscal Viability, Points and Designation:	60	Does Not Meet
---	-----------	----------------------

Indicator	Measure	Points Available	Points Earned	Measure Name	Explanation	Data Source
Financial Management and Oversight	2(a)	20	20	GAAP Standards	Did the school submit a clean audit?-Yes	School's Independent Annual Financial Audit
	2(b)	15	15	Federal Requirements	The school received all possible points because it compiled with all material provisions of the Federal Requirements.	GADOE: Federal Program Monitoring/SCSC Monitoring
	2(c)	15	15	LUA Manual	The school received all possible points because it compiled with all material provisions of the LUA manual.	SCSC Monitoring
	2(d)	20	20	School's Policies	The school received all possible points because it compiled with all material provisions of the school's own policies.	SCSC Monitoring
	2(e)	10	10	Enrollment Variance	0.153%	SCSC Annual Enrollment Projection Form & GADOE: Data Collections, Student Enrollment by Grade Level
	2(f)	20	20	Timely Audit Submission	Did the school submit its audit by Nov. 1?-Yes	School Audit Report

Indicator 2: Fiscal Management & Oversight, Points and Designation:	100	Meets
--	------------	--------------

By Financial Indicator Performance Expectations	
80-100 points	Meets Performance Standards
70-79 points	Approaches Performance Standards
0-69 points	Does Not Meet Performance Standards

Ivy Prep Academy at Kirkwood

SECTION II: FINANCIAL PERFORMANCE- Old Method

Overall Designation
Approaches Standards

Overall Designations	
80 points or more on both indicators	Meets Performance Standards
Any combination of scores otherwise noted for Meets and Does Not Meet designations	Approaches Performance Standards
69 points or less on both indicators	Does Not Meet Performance Standards

Indicator	Measure	Points Available	Points Earned	Measure Name	Measure Value	Data Source
Near Term Measures	1(a)	15	15	Current Ratio	41.701	School Audit Report: Governmental Funds- Balance Sheet
	1(b)	20	10	Unrestricted Days Cash	50	School Audit Report: Governmental Funds- Balance Sheet & Statement of Revenues, Expenditures, and Changes in Fund Balance
	1(c)	20	10	Annual Debt to Income	8.150%	School Audit Report: Statement of Revenues, Expenditures, and Changes in Fund Balance
	1(d)	10	10	Default	No	School Audit Report: Notes
Sustainability Measures	1(e)	15	10	Aggregated Efficiency Margin	-3.421%	School Audit Report: Statement of Activities (most recent 3yrs if available), Notes-Pension Plan
	1(f)	20	0	Debt to Asset Ratio	114.014%	School Audit Report: Statement of Net Position

Indicator 1: Fiscal Viability, Points and Designation:	55	Does Not Meet
---	-----------	----------------------

Indicator	Measure	Points Available	Points Earned	Measure Name	Explanation	Data Source
Financial Management and Oversight	2(a)	20	20	GAAP Standards	Did the school submit a clean audit?-Yes	School's Independent Annual Financial Audit
	2(b)	15	15	Federal Requirements	The school received all possible points because it complied with all material provisions of the Federal Requirements.	GADOE: Federal Program Monitoring/SCSC Monitoring
	2(c)	15	15	LUA Manual	The school received all possible points because it complied with all material provisions of the LUA manual.	SCSC Monitoring
	2(d)	20	20	School's Policies	The school received all possible points because it complied with all material provisions of the school's own policies.	SCSC Monitoring
	2(e)	10	10	Enrollment Variance	0.153%	SCSC Annual Enrollment Projection Form & GADOE: Data Collections, Student Enrollment by Grade Level
	2(f)	20	20	Timely Audit Submission	Did the school submit its audit by Nov. 1?-Yes	School Audit Report

Indicator 2: Fiscal Management & Oversight, Points and Designation:	100	Meets
--	------------	--------------

By Financial Indicator Performance Expectations	
80-100 points	Meets Performance Standards
70-79 points	Approaches Performance Standards
0-69 points	Does Not Meet Performance Standards

Ivy Prep Academy at Kirkwood

SECTION III: OPERATIONAL PERFORMANCE


Overall Designation
Meets Standards

Overall Operations Performance Expectations	
80-100 points	Meets Performance Standards
70-79 points	Approaches Performance Standards
0-69 points	Does Not Meet Performance Standards

Indicator	Measure	Points Available	Points Earned	Explanation	Data Source
Educational Program Compliance	1(a)	4	4	The school received all possible points because it has fully implemented all essential or innovative features of its education and operational program and met all mission-specific goals included in its charter contract.	SCSC: Monitoring Activities
	1(b)	4	4	The school received all possible points because it received no findings indicating the school is out of compliance with all applicable laws, rules, regulations, and provisions of its charter contract relating to state education requirements.	SCSC: Monitoring Activities
	1(c)	4	4	The school received all possible points because it received no findings indicating the school is out of compliance with applicable laws, rules, regulations, and provisions of its charter contract relating to federal education requirements.	SCSC: Monitoring Activities
	1(d)	4	4	The school received all possible points because it complied with applicable laws, rules, regulations, and provisions of its charter contract relating to relevant reporting requirements.	SCSC: Monitoring Activities
Governance, Ethics and Transparency	2(a)	5	5	The school received all possible points because the school is complying with all applicable general governance requirements.	SCSC: Monitoring Activities
	2(b)	5	5	The school received all possible points because the school complied with the Georgia Open Meetings Act and Open Records Act requirements, and its budget was approved in accordance with state law.	SCSC: Monitoring Activities
	2(c)	5	5	The school received all possible points because all governing board members completed required training through the SCSC or approved alternate provider.	SCSC: Monitoring Activities
	2(d)	5	5	The school received all possible points because it complied with all applicable regulations relating to operating transparently and effectively communicating with stakeholders.	SCSC: Monitoring Activities
Obligations to Students	3(a)	6	6	The school received all possible points because it complied with all applicable laws, rules, regulations, provisions of its charter contract, and its policies relating to the rights of students.	SCSC: Monitoring Activities
	3(b)	6	6	The school received all possible points because it complied with all regulations relating to the treatment of students with identified disabilities and those suspected of having a disability.	SCSC: Monitoring Activities

Obligations to Students	3(c)	6	4	The school received partial points because the school failed to comply with at least one applicable regulation relating to EL requirements, but the school adequately remedied its finding(s) and regained compliance. Specifically, the school received a finding in its FY25 SCSC Monitoring Results for its procedures for identifying and serving English Learners but made reasonable efforts to remediate the finding to regain compliance.	SCSC: Monitoring Results
Employer Qualifications, Evaluations and Criminal Records	4(a)	6	6	The school received all possible points because it complied with regulations relating to employee qualifications, employee evaluations, and criminal background checks.	SCSC: Monitoring Activities
	4(b)	6	6	The school received all possible points because it complied with all applicable regulations relating to employment considerations.	SCSC: Monitoring Activities
	4(c)	6	6	The school received all possible points because it complied with all applicable regulations relating to employment considerations.	SCSC: Monitoring Activities
School Environment	5(a)	6	6	The school received all possible points because it complied with facilities requirements.	SCSC: Monitoring Activities
	5(b)	6	4	The school received partial points because it failed to comply with all applicable regulations relating to safety and the protection of student and employee health, but remedied the finding(s) and regained compliance. Specifically, the school received a finding in its FY25 SCSC Monitoring Results for its policy on identifying and reporting child abuse but made reasonable efforts to remediate the finding to regain compliance.	SCSC: Monitoring Results
	5(c)	6	6	The school received all possible points because it complied with applicable regulations relating to providing required federal notices and the handling of information and stakeholder communication.	SCSC: Monitoring Activities
Additional Obligations	6(a)	4	4	The school received all possible points because school complied with all other legal, statutory, regulatory, or contractual requirements, that are not otherwise explicitly addressed in the Operational Standards.	SCSC: Monitoring Activities
	6(b)	6	6	The school received all possible points because it remedied noncompliance after proper notification.	SCSC: Monitoring Activities

Overall Points
96



**COMPREHENSIVE PERFORMANCE
FRAMEWORK**
for State Charter School Evaluation

Liberation Academy

Section	Designation
Academic Performance	Varied Performance
Financial Performance	Approaches Standards
Operational Performance	Meets Standards

Performance Track Record Across the Term				
Section	2021-22	2022-23	2023-24	2024-25
Academic Performance	NA	NA	DNM	Varied
Financial Performance	NA	NA	85/75	100/65
Operational Performance	NA	NA	62	94

Liberation Academy

SECTION I: ACADEMIC PERFORMANCE

Overall Designation
Varied Performance

Explanation
The school earned a Varied designation because it outperformed the comparison score on at least one measure in at least one grade band served, but also performed at least two (2) points lower than the

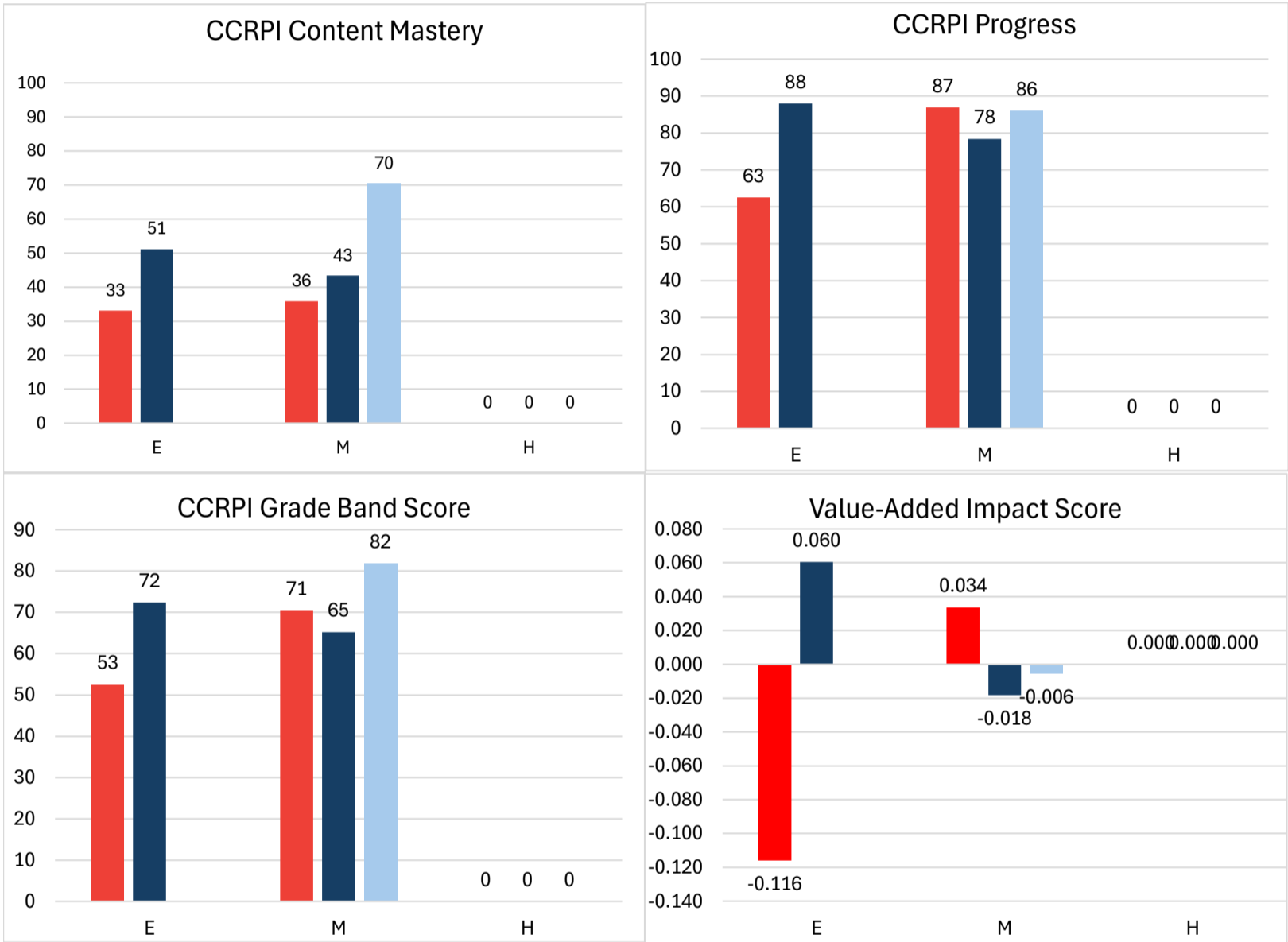
Overall Designations	
Exceeds	Outperforms by 10 or more points in all grade bands served on any one of combination of measures
Meets	Outperforms by at least 1 point in all grade bands served on any one or combination of measures.
Approaches	Performs no more than 2 points below in all grade bands served on any one or combination of measures.
Varied	Varied performance across grade bands. The school meets or exceeds in one grade band(s) and does not meet in the other(s).
Does Not Meet	Performs below in all grade bands served across all measures.

Indicator	Measure	Grade Band	Grade Band Designation
Grade Band Measures	CCRPI Content Mastery	E	DNM
		M	DNM
		H	--
	CCRPI Progress	E	DNM
		M	Meets
		H	--
	CCRPI Grade Band Score	E	DNM
		M	Meets
		H	--
	Value-Added Impact Scores	E	DNM
		M	DNM
		H	--

Grade Band Designations	
Exceeds	Outperforms by 10 or more points
Meets	Outperforms by at least 1 point
Approaches	Performs no more than 2 points below
Does Not Meet	Performs more than 2 points below

ACADEMIC PERFORMANCE BAR CHARTS

■ SCSC School Score ■ School-Level Comparison ■ District-Weighted Comparison



Liberation Academy

SECTION II: FINANCIAL PERFORMANCE- New Method

Overall Designation
Approaches Standards

Overall Designations	
80 points or more on both indicators	Meets Performance Standards
Any combination of scores otherwise noted for Meets and Does Not Meet designations	Approaches Performance Standards
69 points or less on both indicators	Does Not Meet Performance Standards

Indicator	Measure	Points Available	Points Earned	Measure Name	Measure Value	Data Source
Near Term Measures	1(a)	15	15	Current Ratio	4.024	School Audit Report: Governmental Funds- Balance Sheet
	1(b)	20	20	Unrestricted Days Cash	68	School Audit Report: Governmental Funds- Balance Sheet & Statement of Revenues, Expenditures, and Changes in Fund Balance
	1(c)	25	20	Annual Debt to Income	1.099%	School Audit Report: Statement of Revenues, Expenditures, and Changes in Fund Balance
	1(d)	10	10	Default	No	School Audit Report: Notes
Sustainability Measures	1(e)	15	15	Aggregated Efficiency Margin	1.398%	School Audit Report: Statement of Activities (most recent 3yrs if available), Notes-Pension Plan
	1(f)	15	15	Debt to Asset Ratio	62.974%	School Audit Report: Statement of Net Position

Indicator 1: Fiscal Viability, Points and Designation:	95	Meets
---	-----------	--------------

Indicator	Measure	Points Available	Points Earned	Measure Name	Explanation	Data Source
Financial Management and Oversight	2(a)	20	20	GAAP Standards	Did the school submit a clean audit?-Yes	School's Independent Annual Financial Audit
	2(b)	15	0	Federal Requirements	The school did not receive any points because it failed to comply with one or more material provisions of the Federal requirements. Specifically, the GaDOE reported that the school was not in compliance with one or more federal provisions during the GaDOE Cross-Functional Monitoring process.	GaDOE: Federal Program Monitoring/SCSC Monitoring
	2(c)	15	15	LUA Manual	The school received all possible points because it compiled with all material provisions of the LUA manual.	SCSC Monitoring
	2(d)	20	10	School's Policies	The school received partial points because it failed to comply with at least one material provision of the school's own policies, but adequately remedied its	SCSC Monitoring
	2(e)	10	0	Enrollment Variance	12.821%	SCSC Annual Enrollment Projection Form & GADOE: Data Collections, Student Enrollment by Grade Level
	2(f)	20	20	Timely Audit Submission	Did the school submit its audit by Nov. 1?-Yes	School Audit Report

Indicator 2: Fiscal Management & Oversight, Points and Designation:	65	Does Not Meet
--	-----------	----------------------

By Financial Indicator Performance Expectations	
80-100 points	Meets Performance Standards
70-79 points	Approaches Performance Standards
0-69 points	Does Not Meet Performance Standards

Liberation Academy

SECTION II: FINANCIAL PERFORMANCE- Old Method

Overall Designation
Approaches Standards

Overall Designations	
80 points or more on both indicators	Meets Performance Standards
Any combination of scores otherwise noted for Meets and Does Not Meet designations	Approaches Performance Standards
69 points or less on both indicators	Does Not Meet Performance Standards

Indicator	Measure	Points Available	Points Earned	Measure Name	Measure Value	Data Source
Near Term Measures	1(a)	15	15	Current Ratio	4.024	School Audit Report: Governmental Funds- Balance Sheet
	1(b)	20	20	Unrestricted Days Cash	66	School Audit Report: Governmental Funds- Balance Sheet & Statement of Revenues, Expenditures, and Changes in Fund Balance
	1(c)	20	20	Annual Debt to Income	1.099%	School Audit Report: Statement of Revenues, Expenditures, and Changes in Fund Balance
	1(d)	10	10	Default	No	School Audit Report: Notes
Sustainability Measures	1(e)	15	15	Aggregated Efficiency Margin	1.398%	School Audit Report: Statement of Activities (most recent 3yrs if available), Notes-Pension Plan
	1(f)	20	20	Debt to Asset Ratio	62.974%	School Audit Report: Statement of Net Position

Indicator 1: Fiscal Viability, Points and Designation:	100	Meets
---	------------	--------------

Indicator	Measure	Points Available	Points Earned	Measure Name	Explanation	Data Source
Financial Management and Oversight	2(a)	20	20	GAAP Standards	Did the school submit a clean audit?-Yes	School's Independent Annual Financial Audit
	2(b)	15	0	Federal Requirements	The school did not receive any points because it failed to comply with one or more material provisions of the Federal requirements. Specifically, the GaDOE reported that the school was not in compliance with one or more federal provisions during the GaDOE Cross-Functional Monitoring process.	GaDOE: Federal Program Monitoring/SCSC Monitoring
	2(c)	15	15	LUA Manual	The school received all possible points because it complied with all material provisions of the LUA manual.	SCSC Monitoring
	2(d)	20	10	School's Policies	The school received partial points because it failed to comply with at least one material provision of the school's own policies, but adequately remedied its	SCSC Monitoring
	2(e)	10	0	Enrollment Variance	12.821%	SCSC Annual Enrollment Projection Form & GADOE: Data Collections, Student Enrollment by Grade Level
	2(f)	20	20	Timely Audit Submission	Did the school submit its audit by Nov. 1?-Yes	School Audit Report

Indicator 2: Fiscal Management & Oversight, Points and Designation:	65	Does Not Meet
--	-----------	----------------------

By Financial Indicator Performance Expectations	
80-100 points	Meets Performance Standards
70-79 points	Approaches Performance Standards
0-69 points	Does Not Meet Performance Standards

Liberation Academy

SECTION III: OPERATIONAL PERFORMANCE


Overall Designation
Meets Standards

Overall Operations Performance Expectations	
80-100 points	Meets Performance Standards
70-79 points	Approaches Performance Standards
0-69 points	Does Not Meet Performance Standards

Indicator	Measure	Points Available	Points Earned	Explanation	Data Source
Educational Program Compliance	1(a)	4	4	The school received all possible points because it has fully implemented all essential or innovative features of its education and operational program and met all mission-specific goals included in its charter contract.	SCSC: Monitoring Activities
	1(b)	4	4	The school received all possible points because it received no findings indicating the school is out of compliance with all applicable laws, rules, regulations, and provisions of its charter contract relating to state education requirements.	SCSC: Monitoring Activities
	1(c)	4	0	The school did not receive any points because it received findings indicating the school is out of compliance with applicable laws, rules, regulations, and/or provisions of its charter contract relating to federal education requirements. Specifically, the school received 8 findings related to Education for Homeless Children and Youth (McKinney-Vento and ARP-HCY); Services for Foster Care Children; Title I-A, Improving the Academic Achieve. of the Disadvantaged (CFDA# 84.010) (5 findings); and Title I-A, Parent and Family Engagement from the Georgia Department of Education's FY25 Cross-Functional Monitoring.	GaDOE: Federal Program Monitoring
	1(d)	4	4	The school received all possible points because it complied with applicable laws, rules, regulations, and provisions of its charter contract relating to relevant reporting requirements.	SCSC: Monitoring Activities
Governance, Ethics and Transparency	2(a)	5	5	The school received all possible points because the school is complying with all applicable general governance requirements.	SCSC: Monitoring Activities
	2(b)	5	5	The school received all possible points because the school complied with the Georgia Open Meetings Act and Open Records Act requirements, and its budget was approved in accordance with state law.	SCSC: Monitoring Activities
	2(c)	5	5	The school received all possible points because all governing board members completed required training through the SCSC or approved alternate provider.	SCSC: Monitoring Activities
	2(d)	5	5	The school received all possible points because it complied with all applicable regulations relating to operating transparently and effectively communicating with stakeholders.	SCSC: Monitoring Activities

Obligations to Students	3(a)	6	4	The school received partial points because it failed to comply with at least one applicable law, rule or regulation regarding protecting the rights of all students, but adequately remedied its finding(s) and regained compliance. Specifically, the school received a finding in its FY25 SCSC Monitoring Results for its Parents' Bill of Rights policy but made reasonable efforts to remediate the finding to regain compliance.	SCSC: Monitoring Results
	3(b)	6	6	The school received all possible points because it complied with all regulations relating to the treatment of students with identified disabilities and those suspected of having a disability.	SCSC: Monitoring Activities
	3(c)	6	6	The school received all possible points because it protects the rights of English Learners (ELs).	SCSC: Monitoring Activities
Employer Qualifications, Evaluations and Criminal Records	4(a)	6	6	The school received all possible points because it complied with regulations relating to employee qualifications, employee evaluations, and criminal background checks.	SCSC: Monitoring Activities
	4(b)	6	6	The school received all possible points because it complied with all applicable regulations relating to employment considerations.	SCSC: Monitoring Activities
	4(c)	6	6	The school received all possible points because it complied with all applicable regulations relating to employment considerations.	SCSC: Monitoring Activities
School Environment	5(a)	6	6	The school received all possible points because it complied with facilities requirements.	SCSC: Monitoring Activities
	5(b)	6	6	The school received all possible points because it complied with all applicable regulations relating to safety and the protection of student and employee health.	SCSC: Monitoring Activities
	5(c)	6	6	The school received all possible points because it complied with applicable regulations relating to providing required federal notices and the handling of information and stakeholder communication.	SCSC: Monitoring Activities
Additional Obligations	6(a)	4	4	The school received all possible points because school complied with all other legal, statutory, regulatory, or contractual requirements, that are not otherwise explicitly addressed in the Operational Standards.	SCSC: Monitoring Activities
	6(b)	6	6	The school received all possible points because it remedied noncompliance after proper notification.	SCSC: Monitoring Activities

Overall Points
94



**COMPREHENSIVE PERFORMANCE
FRAMEWORK**
for State Charter School Evaluation

Liberty Tech Charter School

Section	Designation
Academic Performance	Exceeds Standards
Financial Performance	Meets Standards
Operational Performance	Meets Standards

Performance Track Record Across the Term				
Section	2021-22	2022-23	2023-24	2024-25
Academic Performance	Meets	Meets	Exceeds	Exceeds
Financial Performance	95	100	100/95	100/80
Operational Performance	98	92	85	92

Liberty Tech Charter School

SECTION I: ACADEMIC PERFORMANCE

Overall Designation
Exceeds Standards

Explanation
The school earned an Exceeds designation because it outperformed the comparison score by 10 or more points on at least one academic measure in each grade band served.

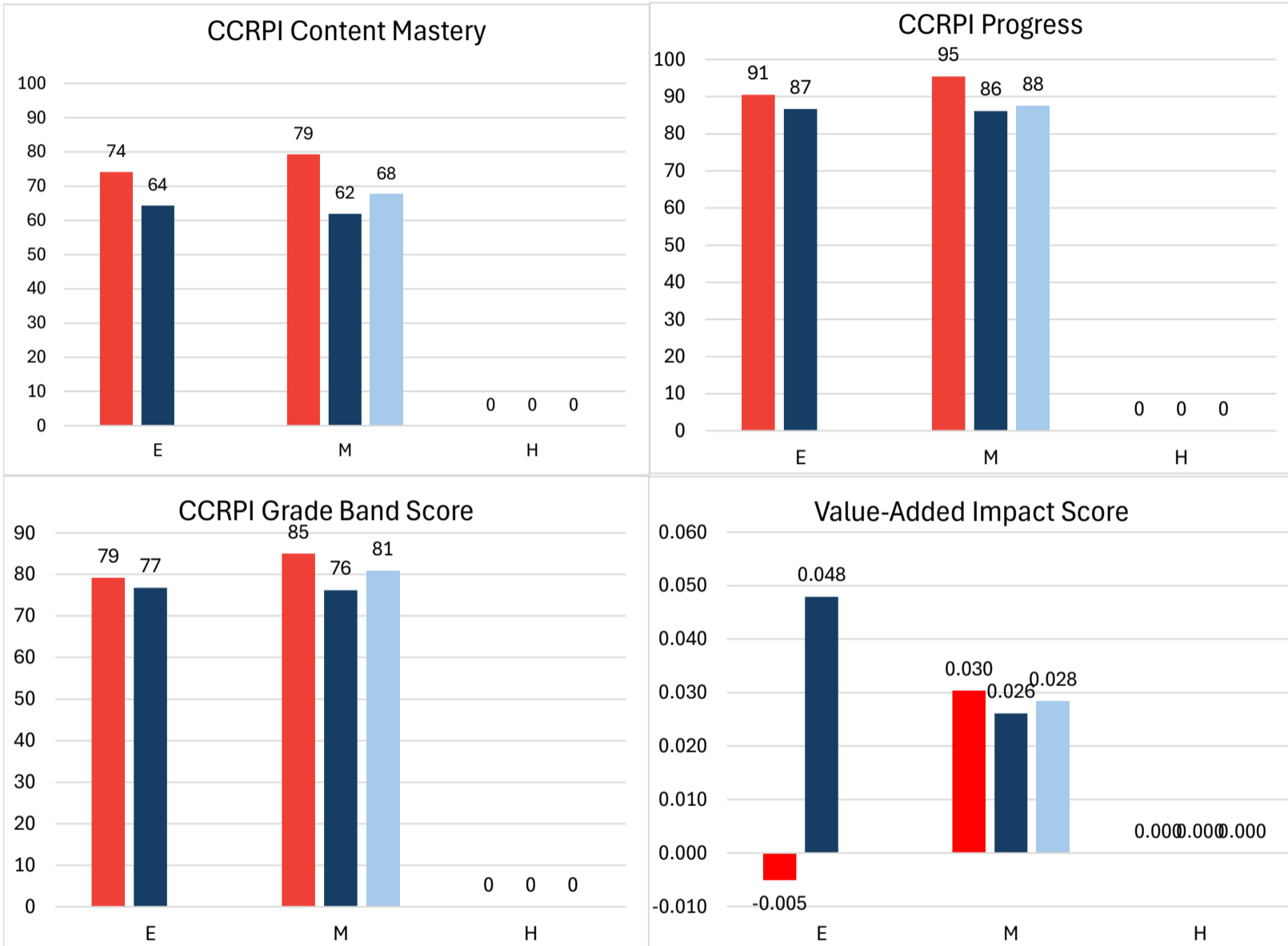
Overall Designations	
Exceeds	Outperforms by 10 or more points in all grade bands served on any one of combination of measures
Meets	Outperforms by at least 1 point in all grade bands served on any one or combination of measures.
Approaches	Performs no more than 2 points below in all grade bands served on any one or combination of measures.
Varied	Varied performance across grade bands. The school meets or exceeds in one grade band(s) and does not meet in the other(s).
Does Not Meet	Performs below in all grade bands served across all measures.

Indicator	Measure	Grade Band	Grade Band Designation
Grade Band Measures	CCRPI Content Mastery	E	Exceeds
		M	Exceeds
		H	--
	CCRPI Progress	E	Meets
		M	Meets
		H	--
	CCRPI Grade Band Score	E	Meets
		M	Meets
		H	--
	Value-Added Impact Scores	E	DNM
		M	DNM
		H	--

Grade Band Designations	
Exceeds	Outperforms by 10 or more points
Meets	Outperforms by at least 1 point
Approaches	Performs no more than 2 points below
Does Not Meet	Performs more than 2 points below

ACADEMIC PERFORMANCE BAR CHARTS

■ SCSC School Score ■ School-Level Comparison ■ District-Weighted Comparison



Liberty Tech Charter School

SECTION II: FINANCIAL PERFORMANCE- New Method

Overall Designation	
Meets Standards	

Overall Designations	
80 points or more on both indicators	Meets Performance Standards
Any combination of scores otherwise noted for Meets and Does Not Meet designations	Approaches Performance Standards
69 points or less on both indicators	Does Not Meet Performance Standards

Indicator	Measure	Points Available	Points Earned	Measure Name	Measure Value	Data Source
Near Term Measures	1(a)	15	15	Current Ratio	15.966	School Audit Report: Governmental Funds- Balance Sheet
	1(b)	20	20	Unrestricted Days Cash	167	School Audit Report: Governmental Funds- Balance Sheet & Statement of Revenues, Expenditures, and Changes in Fund Balance
	1(c)	25	20	Annual Debt to Income	0.000%	School Audit Report: Statement of Revenues, Expenditures, and Changes in Fund Balance
	1(d)	10	10	Default	No	School Audit Report: Notes
Sustainability Measures	1(e)	15	15	Aggregated Efficiency Margin	0.556%	School Audit Report: Statement of Activities (most recent 3yrs if available), Notes-Pension Plan
	1(f)	15	15	Debt to Asset Ratio	20.157%	School Audit Report: Statement of Net Position

Indicator 1: Fiscal Viability, Points and Designation:	95	Meets
---	-----------	--------------

Indicator	Measure	Points Available	Points Earned	Measure Name	Explanation	Data Source
Financial Management and Oversight	2(a)	20	20	GAAP Standards	Did the school submit a clean audit?-Yes	School's Independent Annual Financial Audit
	2(b)	15	0	Federal Requirements	The school did not receive any points because it failed to comply with one or more material provisions of the Federal requirements. Specifically, the GaDOE reported that the school was not in compliance with one or more federal provisions during the GaDOE Cross-Functional Monitoring process.	GaDOE: Federal Program Monitoring/SCSC Monitoring
	2(c)	15	10	LUA Manual	The school received partial points because it failed to comply with at least one material provision of the LUA Manual, but adequately remedied its finding(s) and	SCSC Monitoring
	2(d)	20	20	School's Policies	The school received all possible points because it complied with all material provisions of the school's own policies.	SCSC Monitoring
	2(e)	10	10	Enrollment Variance	0.352%	SCSC Annual Enrollment Projection Form & GADOE: Data Collections, Student Enrollment by Grade Level
	2(f)	20	20	Timely Audit Submission	Did the school submit its audit by Nov. 1?-Yes	School Audit Report

Indicator 2: Fiscal Management & Oversight, Points and Designation:	80	Meets
--	-----------	--------------

By Financial Indicator Performance Expectations	
80-100 points	Meets Performance Standards
70-79 points	Approaches Performance Standards
0-69 points	Does Not Meet Performance Standards

Liberty Tech Charter School

SECTION II: FINANCIAL PERFORMANCE- Old Method

Overall Designation	
Meets Standards	

Overall Designations	
80 points or more on both indicators	Meets Performance Standards
Any combination of scores otherwise noted for Meets and Does Not Meet designations	Approaches Performance Standards
69 points or less on both indicators	Does Not Meet Performance Standards

Indicator	Measure	Points Available	Points Earned	Measure Name	Measure Value	Data Source
Near Term Measures	1(a)	15	15	Current Ratio	15.966	School Audit Report: Governmental Funds- Balance Sheet
	1(b)	20	20	Unrestricted Days Cash	167	School Audit Report: Governmental Funds- Balance Sheet & Statement of Revenues, Expenditures, and Changes in Fund Balance
	1(c)	20	20	Annual Debt to Income	0.000%	School Audit Report: Statement of Revenues, Expenditures, and Changes in Fund Balance
	1(d)	10	10	Default	No	School Audit Report: Notes
Sustainability Measures	1(e)	15	15	Aggregated Efficiency Margin	0.556%	School Audit Report: Statement of Activities (most recent 3yrs if available), Notes-Pension Plan
	1(f)	20	20	Debt to Asset Ratio	20.157%	School Audit Report: Statement of Net Position

Indicator 1: Fiscal Viability, Points and Designation:	100	Meets
---	------------	--------------

Indicator	Measure	Points Available	Points Earned	Measure Name	Explanation	Data Source
Financial Management and Oversight	2(a)	20	20	GAAP Standards	Did the school submit a clean audit?-Yes	School's Independent Annual Financial Audit
	2(b)	15	0	Federal Requirements	The school did not receive any points because it failed to comply with one or more material provisions of the Federal requirements. Specifically, the GaDOE reported that the school was not in compliance with one or more federal provisions during the GaDOE Cross-Functional Monitoring process.	GaDOE: Federal Program Monitoring/SCSC Monitoring
	2(c)	15	10	LUA Manual	The school received partial points because it failed to comply with at least one material provision of the LUA Manual, but adequately remedied its finding(s) and	SCSC Monitoring
	2(d)	20	20	School's Policies	The school received all possible points because it compiled with all material provisions of the school's own policies.	SCSC Monitoring
	2(e)	10	10	Enrollment Variance	0.352%	SCSC Annual Enrollment Projection Form & GADOE: Data Collections, Student Enrollment by Grade Level
	2(f)	20	20	Timely Audit Submission	Did the school submit its audit by Nov. 1?-Yes	School Audit Report

Indicator 2: Fiscal Management & Oversight, Points and Designation:	80	Meets
--	-----------	--------------

By Financial Indicator Performance Expectations	
80-100 points	Meets Performance Standards
70-79 points	Approaches Performance Standards
0-69 points	Does Not Meet Performance Standards

Liberty Tech Charter School

SECTION III: OPERATIONAL PERFORMANCE


Overall Designation
Meets Standards

Overall Operations Performance Expectations	
80-100 points	Meets Performance Standards
70-79 points	Approaches Performance Standards
0-69 points	Does Not Meet Performance Standards

Indicator	Measure	Points Available	Points Earned	Explanation	Data Source
Educational Program Compliance	1(a)	4	4	The school received all possible points because it has fully implemented all essential or innovative features of its education and operational program and met all mission-specific goals included in its charter contract.	SCSC: Monitoring Activities
	1(b)	4	4	The school received all possible points because it received no findings indicating the school is out of compliance with all applicable laws, rules, regulations, and provisions of its charter contract relating to state education requirements.	SCSC: Monitoring Activities
	1(c)	4	2	The school received partial points because it received a finding indicating the school is out of compliance with federal education requirements. Specifically, the school received a finding related to Services for Foster Care Children from the Georgia Department of Education's FY25 Cross-Functional Monitoring.	GaDOE: Federal Program Monitoring
	1(d)	4	2	The school received partial points because it failed to comply with two or fewer relevant reporting requirements but complied with all others. Specifically, the Georgia Department of Education reported that the school did not submit its DE46 Actual Budget on time.	GaDOE: Financial Reports
Governance, Ethics and Transparency	2(a)	5	3	The school received partial points because the school was found out of compliance with applicable general governance, but remedied the finding(s) within the specified timeframe. Specifically, the school received a finding in its FY25 SCSC Monitoring Results for its conflict of interest policy but made reasonable efforts to remediate the finding to regain compliance.	SCSC: Monitoring Results
	2(b)	5	5	The school received all possible points because the school complied with the Georgia Open Meetings Act and Open Records Act requirements, and its budget was approved in accordance with state law.	SCSC: Monitoring Activities
	2(c)	5	5	The school received all possible points because all governing board members completed required training through the SCSC or approved alternate provider.	SCSC: Monitoring Activities
	2(d)	5	5	The school received all possible points because it complied with all applicable regulations relating to operating transparently and effectively communicating with stakeholders.	SCSC: Monitoring Activities
Obligations to Students	3(a)	6	4	The school received partial points because the school was found out of compliance with applicable general governance and/or budget approval requirements, but remedied the finding(s) within the specified timeframe. Specifically, the school received a finding in its FY25 SCSC Monitoring Results for its admissions application but made reasonable efforts to remediate the finding to regain compliance.	SCSC: Monitoring Results

	3(b)	6	6	The school received all possible points because it complied with all regulations relating to the treatment of students with identified disabilities and those suspected of having a disability.	SCSC: Monitoring Activities
	3(c)	6	6	The school received all possible points because it protects the rights of English Learners (ELs).	SCSC: Monitoring Activities
Employer Qualifications, Evaluations and Criminal Records	4(a)	6	6	The school received all possible points because it complied with regulations relating to employee qualifications, employee evaluations, and criminal background checks.	SCSC: Monitoring Activities
	4(b)	6	6	The school received all possible points because it complied with all applicable regulations relating to employment considerations.	SCSC: Monitoring Activities
	4(c)	6	6	The school received all possible points because it complied with all applicable regulations relating to employment considerations.	SCSC: Monitoring Activities
School Environment	5(a)	6	6	The school received all possible points because it complied with facilities requirements.	SCSC: Monitoring Activities
	5(b)	6	6	The school received all possible points because it complied with all applicable regulations relating to safety and the protection of student and employee health.	SCSC: Monitoring Activities
	5(c)	6	6	The school received all possible points because it complied with applicable regulations relating to providing required federal notices and the handling of information and stakeholder communication.	SCSC: Monitoring Activities
Additional Obligations	6(a)	4	4	The school received all possible points because school complied with all other legal, statutory, regulatory, or contractual requirements, that are not otherwise explicitly addressed in the Operational Standards.	SCSC: Monitoring Activities
	6(b)	6	6	The school received all possible points because it remedied noncompliance after proper notification.	SCSC: Monitoring Activities

Overall Points
92



**COMPREHENSIVE PERFORMANCE
FRAMEWORK**
for State Charter School Evaluation

Miles Ahead Charter School

Section	Designation
Academic Performance	Meets Standards
Financial Performance	Approaches Standards
Operational Performance	Approaches Standards

Performance Track Record Across the Term				
Section	2021-22	2022-23	2023-24	2024-25
Academic Performance	NA	NA	DNM	Meets
Financial Performance	NA	NA	80/55	75/75
Operational Performance	NA	NA	60	71

Miles Ahead Charter School

SECTION I: ACADEMIC PERFORMANCE

Overall Designation
Meets Standards

Explanation
The school earned a Meets designation because it outperformed the comparison score on at least one of the academic measures in each grade band served.

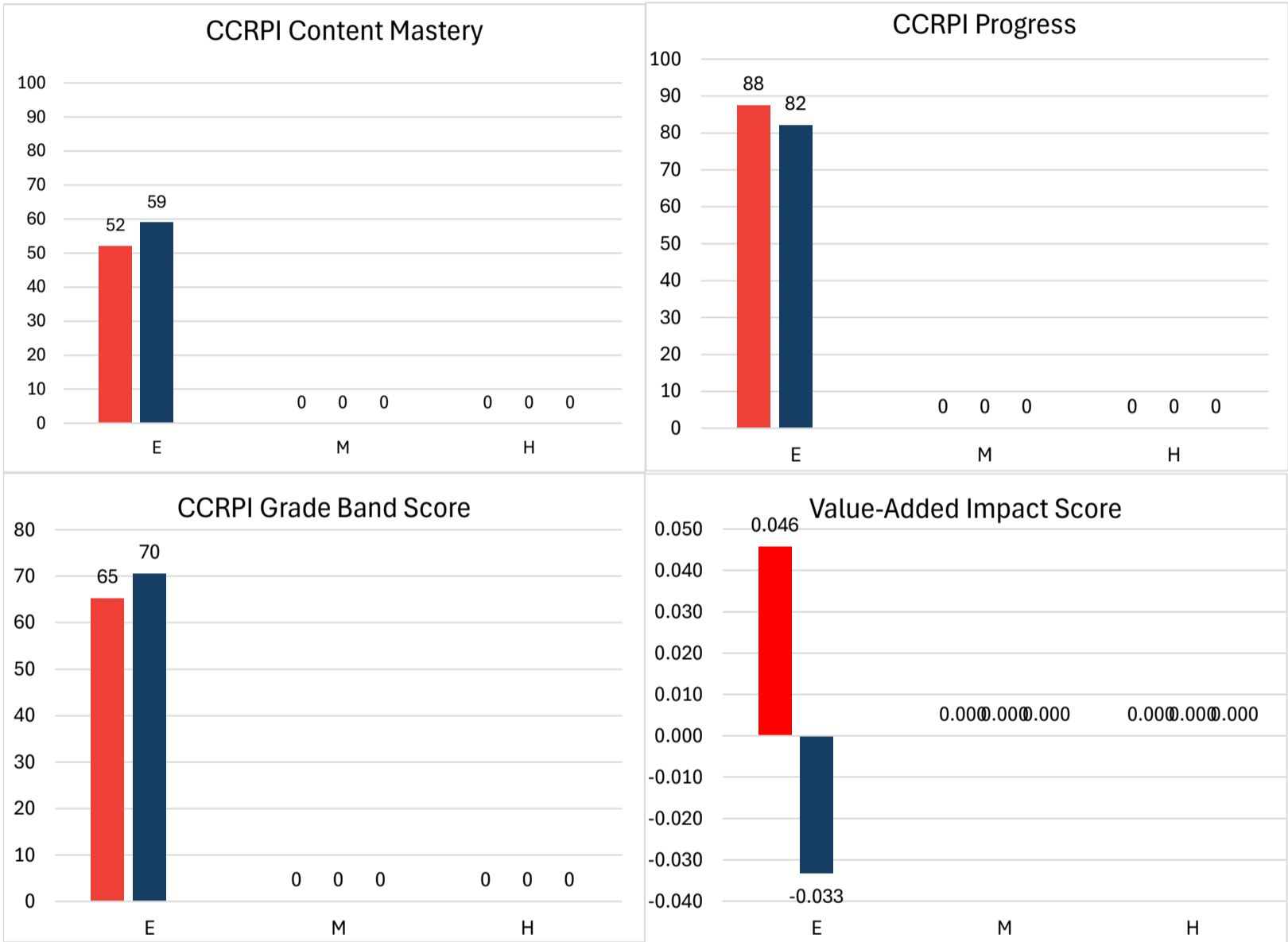
Overall Designations	
Exceeds	Outperforms by 10 or more points in all grade bands served on any one of combination of measures
Meets	Outperforms by at least 1 point in all grade bands served on any one or combination of measures.
Approaches	Performs no more than 2 points below in all grade bands served on any one or combination of measures.
Varied	Varied performance across grade bands. The school meets or exceeds in one grade band(s) and does not meet in the other(s).
Does Not Meet	Performs below in all grade bands served across all measures.

Indicator	Measure	Grade Band	Grade Band Designation
Grade Band Measures	CCRPI Content Mastery	E	DNM
		M	--
		H	--
	CCRPI Progress	E	Meets
		M	--
		H	--
	CCRPI Grade Band Score	E	DNM
		M	--
		H	--
	Value-Added Impact Scores	E	DNM
		M	--
		H	--

Grade Band Designations	
Exceeds	Outperforms by 10 or more points
Meets	Outperforms by at least 1 point
Approaches	Performs no more than 2 points below
Does Not Meet	Performs more than 2 points below

ACADEMIC PERFORMANCE BAR CHARTS

■ SCSC School Score ■ School-Level Comparison ■ District-Weighted Comparison



Miles Ahead Charter School

SECTION II: FINANCIAL PERFORMANCE- New Method

Overall Designation
Approaches Standards

Overall Designations	
80 points or more on both indicators	Meets Performance Standards
Any combination of scores otherwise noted for Meets and Does Not Meet designations	Approaches Performance Standards
69 points or less on both indicators	Does Not Meet Performance Standards

Indicator	Measure	Points Available	Points Earned	Measure Name	Measure Value	Data Source
Near Term Measures	1(a)	15	15	Current Ratio	3.414	School Audit Report: Governmental Funds- Balance Sheet
	1(b)	20	10	Unrestricted Days Cash	18	School Audit Report: Governmental Funds- Balance Sheet & Statement of Revenues, Expenditures, and Changes in Fund Balance
	1(c)	25	25	Annual Debt to Income	1.904%	School Audit Report: Statement of Revenues, Expenditures, and Changes in Fund Balance
	1(d)	10	10	Default	No	School Audit Report: Notes
Sustainability Measures	1(e)	15	15	Aggregated Efficiency Margin	0.849%	School Audit Report: Statement of Activities (most recent 3yrs if available), Notes-Pension Plan
	1(f)	15	0	Debt to Asset Ratio	100.165%	School Audit Report: Statement of Net Position

Indicator 1: Fiscal Viability, Points and Designation:	75	Approaches
---	-----------	-------------------

Indicator	Measure	Points Available	Points Earned	Measure Name	Explanation	Data Source
Financial Management and Oversight	2(a)	20	20	GAAP Standards	Did the school submit a clean audit?-Yes	School's Independent Annual Financial Audit
	2(b)	15	0	Federal Requirements	The school did not receive any points because it failed to comply with one or more material provisions of the Federal requirements. Specifically, the school received a finding in its FY25 SCSC Monitoring Letter regarding its property records, and failed to demonstrate reasonable efforts to remediate all findings to regain compliance.	GADOE: Federal Program Monitoring/SCSC Monitoring
	2(c)	15	15	LUA Manual	The school received all possible points because it compiled with all material provisions of the LUA manual.	SCSC Monitoring
	2(d)	20	20	School's Policies	The school received all possible points because it compiled with all material provisions of the school's own policies.	SCSC Monitoring
	2(e)	10	0	Enrollment Variance	11.224%	SCSC Annual Enrollment Projection Form & GADOE: Data Collections, Student Enrollment by Grade Level
	2(f)	20	20	Timely Audit Submission	Did the school submit its audit by Nov. 1?-Yes	School Audit Report

Indicator 2: Fiscal Management & Oversight, Points and Designation:	75	Approaches
--	-----------	-------------------

By Financial Indicator Performance Expectations	
80-100 points	Meets Performance Standards
70-79 points	Approaches Performance Standards
0-69 points	Does Not Meet Performance Standards

Miles Ahead Charter School

SECTION II: FINANCIAL PERFORMANCE- Old Method

Overall Designation
Approaches Standards

Overall Designations	
80 points or more on both indicators	Meets Performance Standards
Any combination of scores otherwise noted for Meets and Does Not Meet designations	Approaches Performance Standards
69 points or less on both indicators	Does Not Meet Performance Standards

Indicator	Measure	Points Available	Points Earned	Measure Name	Measure Value	Data Source
Near Term Measures	1(a)	15	15	Current Ratio	3.414	School Audit Report: Governmental Funds- Balance Sheet
	1(b)	20	0	Unrestricted Days Cash	4	School Audit Report: Governmental Funds- Balance Sheet & Statement of Revenues, Expenditures, and Changes in Fund Balance
	1(c)	20	20	Annual Debt to Income	1.904%	School Audit Report: Statement of Revenues, Expenditures, and Changes in Fund Balance
	1(d)	10	10	Default	No	School Audit Report: Notes
Sustainability Measures	1(e)	15	15	Aggregated Efficiency Margin	0.849%	School Audit Report: Statement of Activities (most recent 3yrs if available), Notes-Pension Plan
	1(f)	20	0	Debt to Asset Ratio	100.165%	School Audit Report: Statement of Net Position

Indicator 1: Fiscal Viability, Points and Designation:	60	Does Not Meet
---	-----------	----------------------

Indicator	Measure	Points Available	Points Earned	Measure Name	Explanation	Data Source
Financial Management and Oversight	2(a)	20	20	GAAP Standards	Did the school submit a clean audit?-Yes	School's Independent Annual Financial Audit
	2(b)	15	0	Federal Requirements	The school did not receive any points because it failed to comply with one or more material provisions of the Federal requirements. Specifically, the school received a finding in its FY25 SCSC Monitoring Letter regarding its property records, and failed to demonstrate reasonable efforts to remediate all findings to regain compliance.	GADOE: Federal Program Monitoring/SCSC Monitoring
	2(c)	15	15	LUA Manual	The school received all possible points because it complied with all material provisions of the LUA manual.	SCSC Monitoring
	2(d)	20	20	School's Policies	The school received all possible points because it complied with all material provisions of the school's own policies.	SCSC Monitoring
	2(e)	10	0	Enrollment Variance	11.224%	SCSC Annual Enrollment Projection Form & GADOE: Data Collections, Student Enrollment by Grade Level
	2(f)	20	20	Timely Audit Submission	Did the school submit its audit by Nov. 1?-Yes	School Audit Report

Indicator 2: Fiscal Management & Oversight, Points and Designation:	75	Approaches
--	-----------	-------------------

By Financial Indicator Performance Expectations	
80-100 points	Meets Performance Standards
70-79 points	Approaches Performance Standards
0-69 points	Does Not Meet Performance Standards

Miles Ahead Charter School

SECTION III: OPERATIONAL PERFORMANCE

Overall Designation
Approaches Standards


Overall Operations Performance Expectations	
80-100 points	Meets Performance Standards
70-79 points	Approaches Performance Standards
0-69 points	Does Not Meet Performance Standards

Indicator	Measure	Points Available	Points Earned	Explanation	Data Source
Educational Program Compliance	1(a)	4	4	The school received all possible points because it has fully implemented all essential or innovative features of its education and operational program and met all mission-specific goals included in its charter contract.	SCSC: Monitoring Activities
	1(b)	4	4	The school received all possible points because it received no findings indicating the school is out of compliance with all applicable laws, rules, regulations, and provisions of its charter contract relating to state education requirements.	SCSC: Monitoring Activities
	1(c)	4	0	The school did not receive any points because it received findings indicating the school is out of compliance with applicable laws, rules, regulations, and/or provisions of its charter contract relating to federal education requirements. Specifically, the school received 6 findings related to Title I-A, Improving the Academic Achieve. of the Disadvantaged (CFDA# 84.010); Title I-A, Parent and Family Engagement (2 findings); and Title I-C Education of Migratory Children (3 findings) from the Georgia Department of Education's FY25 Cross-Functional Monitoring.	GaDOE: Federal Program Monitoring
	1(d)	4	4	The school received all possible points because it complied with applicable laws, rules, regulations, and provisions of its charter contract relating to relevant reporting requirements.	SCSC: Monitoring Activities
Governance, Ethics and Transparency	2(a)	5	5	The school received all possible points because the school is complying with all applicable general governance requirements.	SCSC: Monitoring Activities
	2(b)	5	0	The school did not receive any points because it failed to comply with at least one applicable state law requirement regarding the passage of the school's annual budget.	SCSC: Monitoring Results
	2(c)	5	3	The school failed to take action to ensure that all governing board members comply with the Governance Training Requirement; however, the school ensured that at least 75% of its governing board members complied with the Governance Training Requirement.	SCSC: Training Rosters
	2(d)	5	5	The school received all possible points because it complied with all applicable regulations relating to operating transparently and effectively communicating with stakeholders.	SCSC: Monitoring Activities

Obligations to Students	3(a)	6	0	The school did not receive any points because it failed to comply with at least one applicable law, rule, regulation, provision of its charter contract, or its policies relating to the rights of students. Specifically, the school received three findings in its FY25 SCSC Monitoring Results for its Parents' Bill of Rights policy, complaint resolution policy to address complaints alleging violations of the Protect Students First Act, and Title IX Coordinator notice and did not submit a corrective action plan that demonstrated remediation of all findings.	SCSC: Monitoring Results
	3(b)	6	0	The school did not receive any points because it failed to comply with at least one applicable law, rule, or regulation relating to the treatment of students with identified disabilities and those suspected of having a disability. Specifically, the Georgia Department of Education's Division for Exceptional Children found the school out of compliance with IDEA after a formal complaint investigation.	GaDOE: Division for Exceptional Children
	3(c)	6	6	The school received all possible points because it protects the rights of English Learners (ELs).	SCSC: Monitoring Activities
Employer Qualifications, Evaluations and Criminal Records	4(a)	6	6	The school received all possible points because it complied with regulations relating to employee qualifications, employee evaluations, and criminal background checks.	SCSC: Monitoring Activities
	4(b)	6	4	The school received partial points because it failed to comply with at least one applicable regulation relating to employment considerations, but adequately remedied its finding(s) and regained compliance. Specifically, the school received a finding in its FY25 SCSC Monitoring Results for its Employee and/or staff handbook but made reasonable efforts to remediate the finding to regain compliance.	SCSC: Monitoring Results
	4(c)	6	6	The school received all possible points because it complied with all applicable regulations relating to employment considerations.	SCSC: Monitoring Activities
School Environment	5(a)	6	4	The school received partial points because the school failed to comply with at least one applicable law, rule or regulation regarding facilities, but remedied the finding(s) and regained compliance. Specifically, the school received a finding in its FY25 SCSC Monitoring Results for its certificate of insurance but made reasonable efforts to remediate the finding to regain compliance.	SCSC: Monitoring Results
	5(b)	6	4	The school received partial points because it failed to comply with all applicable regulations relating to safety and the protection of student and employee health, but remedied the finding(s) and regained compliance. Specifically, the school received two findings in its FY25 SCSC Monitoring Results for its policy on identifying and reporting child abuse and procedures for receiving and implementing seizure action plans but made reasonable efforts to remediate the findings to regain compliance.	SCSC: Monitoring Results
	5(c)	6	6	The school received all possible points because it complied with applicable regulations relating to providing required federal notices and the handling of information and stakeholder communication.	SCSC: Monitoring Activities
Additional Obligations	6(a)	4	4	The school received all possible points because school complied with all other legal, statutory, regulatory, or contractual requirements, that are not otherwise explicitly addressed in the Operational Standards.	SCSC: Monitoring Activities

	6(b)	6	6	The school received all possible points because it remedied noncompliance after proper notification.	SCSC: Monitoring Activities
--	------	---	---	--	-----------------------------

Overall Points
71



**COMPREHENSIVE PERFORMANCE
FRAMEWORK**
for State Charter School Evaluation

Northwest Classical Academy

Section	Designation
Academic Performance	Meets Standards
Financial Performance	Meets Standards
Operational Performance	Meets Standards

Performance Track Record Across the Term				
Section	2021-22	2022-23	2023-24	2024-25
Academic Performance	Meets	Meets	APP	Meets
Financial Performance	100	100	100/80	100/85
Operational Performance	69	74	80	98

Northwest Classical Academy

SECTION I: ACADEMIC PERFORMANCE

Overall Designation
Meets Standards

Explanation
The school earned a Meets designation because it outperformed the comparison score on at least one of the academic measures in each grade band served.

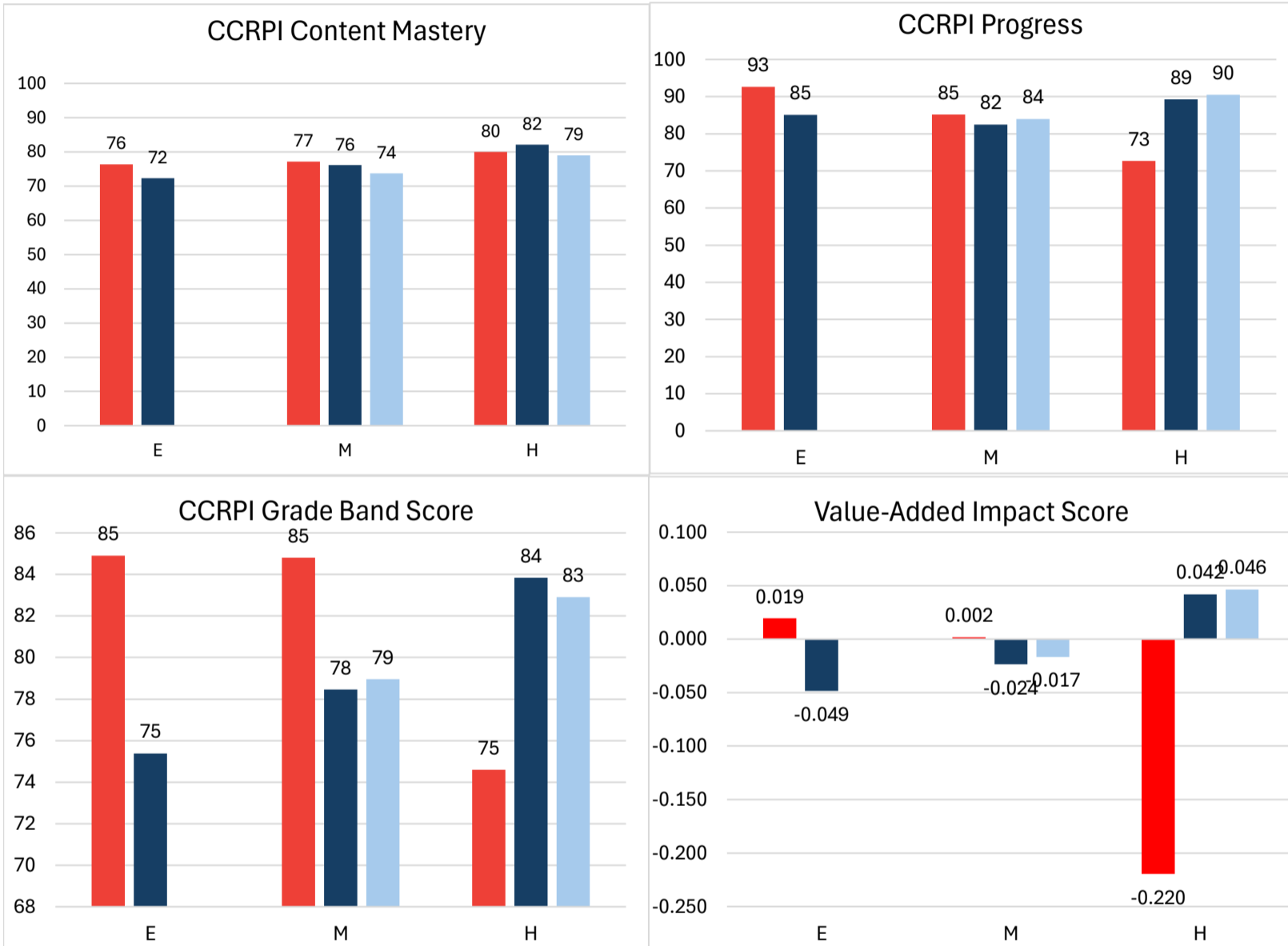
Overall Designations	
Exceeds	Outperforms by 10 or more points in all grade bands served on any one of combination of measures
Meets	Outperforms by at least 1 point in all grade bands served on any one or combination of measures.
Approaches	Performs no more than 2 points below in all grade bands served on any one or combination of measures.
Varied	Varied performance across grade bands. The school meets or exceeds in one grade band(s) and does not meet in the other(s).
Does Not Meet	Performs below in all grade bands served across all measures.

Indicator	Measure	Grade Band	Grade Band Designation
Grade Band Measures	CCRPI Content Mastery	E	Meets
		M	Meets
		H	Meets
	CCRPI Progress	E	Meets
		M	Meets
		H	DNM
	CCRPI Grade Band Score	E	Exceeds
		M	Meets
		H	DNM
	Value-Added Impact Scores	E	Meets
		M	DNM
		H	DNM

Grade Band Designations	
Exceeds	Outperforms by 10 or more points
Meets	Outperforms by at least 1 point
Approaches	Performs no more than 2 points below
Does Not Meet	Performs more than 2 points below

ACADEMIC PERFORMANCE BAR CHARTS

■ SCSC School Score ■ School-Level Comparison ■ District-Weighted Comparison



Northwest Classical Academy

SECTION II: FINANCIAL PERFORMANCE- New Method

Overall Designation	
Meets Standards	

Overall Designations	
80 points or more on both indicators	Meets Performance Standards
Any combination of scores otherwise noted for Meets and Does Not Meet designations	Approaches Performance Standards
69 points or less on both indicators	Does Not Meet Performance Standards

Indicator	Measure	Points Available	Points Earned	Measure Name	Measure Value	Data Source
Near Term Measures	1(a)	15	15	Current Ratio	7.372	School Audit Report: Governmental Funds- Balance Sheet
	1(b)	20	20	Unrestricted Days Cash	148	School Audit Report: Governmental Funds- Balance Sheet & Statement of Revenues, Expenditures, and Changes in Fund Balance
	1(c)	25	25	Annual Debt to Income	1.217%	School Audit Report: Statement of Revenues, Expenditures, and Changes in Fund Balance
	1(d)	10	10	Default	No	School Audit Report: Notes
Sustainability Measures	1(e)	15	15	Aggregated Efficiency Margin	11.064%	School Audit Report: Statement of Activities (most recent 3yrs if available), Notes-Pension Plan
	1(f)	15	15	Debt to Asset Ratio	87.291%	School Audit Report: Statement of Net Position

Indicator 1: Fiscal Viability, Points and Designation:	100	Meets
---	------------	--------------

Indicator	Measure	Points Available	Points Earned	Measure Name	Explanation	Data Source
Financial Management and Oversight	2(a)	20	20	GAAP Standards	Did the school submit a clean audit?-Yes	School's Independent Annual Financial Audit
	2(b)	15	0	Federal Requirements	The school did not receive any points because it failed to comply with one or more material provisions of the Federal requirements. Specifically, the school received a finding in its FY25 SCSC Monitoring Letter regarding its property records, and failed to demonstrate reasonable efforts to remediate all findings to regain compliance.	GADOE: Federal Program Monitoring/SCSC Monitoring
	2(c)	15	15	LUA Manual	The school received all possible points because it compiled with all material provisions of the LUA manual.	SCSC Monitoring
	2(d)	20	20	School's Policies	The school received all possible points because it compiled with all material provisions of the school's own policies.	SCSC Monitoring
	2(e)	10	10	Enrollment Variance	0.250%	SCSC Annual Enrollment Projection Form & GADOE: Data Collections, Student Enrollment by Grade Level
	2(f)	20	20	Timely Audit Submission	Did the school submit its audit by Nov. 1?-Yes	School Audit Report

Indicator 2: Fiscal Management & Oversight, Points and Designation:	85	Meets
--	-----------	--------------

By Financial Indicator Performance Expectations	
80-100 points	Meets Performance Standards
70-79 points	Approaches Performance Standards
0-69 points	Does Not Meet Performance Standards

Northwest Classical Academy

SECTION II: FINANCIAL PERFORMANCE- Old Method

Overall Designation	
Meets Standards	

Overall Designations	
80 points or more on both indicators	Meets Performance Standards
Any combination of scores otherwise noted for Meets and Does Not Meet designations	Approaches Performance Standards
69 points or less on both indicators	Does Not Meet Performance Standards

Indicator	Measure	Points Available	Points Earned	Measure Name	Measure Value	Data Source
Near Term Measures	1(a)	15	15	Current Ratio	7.372	School Audit Report: Governmental Funds- Balance Sheet
	1(b)	20	20	Unrestricted Days Cash	146	School Audit Report: Governmental Funds- Balance Sheet & Statement of Revenues, Expenditures, and Changes in Fund Balance
	1(c)	20	20	Annual Debt to Income	1.217%	School Audit Report: Statement of Revenues, Expenditures, and Changes in Fund Balance
	1(d)	10	10	Default	No	School Audit Report: Notes
Sustainability Measures	1(e)	15	15	Aggregated Efficiency Margin	11.064%	School Audit Report: Statement of Activities (most recent 3yrs if available), Notes-Pension Plan
	1(f)	20	20	Debt to Asset Ratio	87.291%	School Audit Report: Statement of Net Position

Indicator 1: Fiscal Viability, Points and Designation:	100	Meets
---	------------	--------------

Indicator	Measure	Points Available	Points Earned	Measure Name	Explanation	Data Source
Financial Management and Oversight	2(a)	20	20	GAAP Standards	Did the school submit a clean audit?-Yes	School's Independent Annual Financial Audit
	2(b)	15	0	Federal Requirements	The school did not receive any points because it failed to comply with one or more material provisions of the Federal requirements. Specifically, the school received a finding in its FY25 SCSC Monitoring Letter regarding its property records, and failed to demonstrate reasonable efforts to remediate all findings to regain compliance.	GADOE: Federal Program Monitoring/SCSC Monitoring
	2(c)	15	15	LUA Manual	The school received all possible points because it complied with all material provisions of the LUA manual.	SCSC Monitoring
	2(d)	20	20	School's Policies	The school received all possible points because it complied with all material provisions of the school's own policies.	SCSC Monitoring
	2(e)	10	10	Enrollment Variance	0.250%	SCSC Annual Enrollment Projection Form & GADOE: Data Collections, Student Enrollment by Grade Level
	2(f)	20	20	Timely Audit Submission	Did the school submit its audit by Nov. 1?-Yes	School Audit Report

Indicator 2: Fiscal Management & Oversight, Points and Designation:	85	Meets
--	-----------	--------------

By Financial Indicator Performance Expectations	
80-100 points	Meets Performance Standards
70-79 points	Approaches Performance Standards
0-69 points	Does Not Meet Performance Standards

Northwest Classical Academy

SECTION III: OPERATIONAL PERFORMANCE


Overall Designation
Meets Standards

Overall Operations Performance Expectations	
80-100 points	Meets Performance Standards
70-79 points	Approaches Performance Standards
0-69 points	Does Not Meet Performance Standards

Indicator	Measure	Points Available	Points Earned	Explanation	Data Source
Educational Program Compliance	1(a)	4	4	The school received all possible points because it has fully implemented all essential or innovative features of its education and operational program and met all mission-specific goals included in its charter contract.	SCSC: Monitoring Activities
	1(b)	4	4	The school received all possible points because it received no findings indicating the school is out of compliance with all applicable laws, rules, regulations, and provisions of its charter contract relating to state education requirements.	SCSC: Monitoring Activities
	1(c)	4	4	The school received all possible points because it received no findings indicating the school is out of compliance with applicable laws, rules, regulations, and provisions of its charter contract relating to federal education requirements.	SCSC: Monitoring Activities
	1(d)	4	4	The school received all possible points because it complied with applicable laws, rules, regulations, and provisions of its charter contract relating to relevant reporting requirements.	SCSC: Monitoring Activities
Governance, Ethics and Transparency	2(a)	5	5	The school received all possible points because the school is complying with all applicable general governance requirements.	SCSC: Monitoring Activities
	2(b)	5	5	The school received all possible points because the school complied with the Georgia Open Meetings Act and Open Records Act requirements, and its budget was approved in accordance with state law.	SCSC: Monitoring Activities
	2(c)	5	5	The school received all possible points because all governing board members completed required training through the SCSC or approved alternate provider.	SCSC: Monitoring Activities
	2(d)	5	5	The school received all possible points because it complied with all applicable regulations relating to operating transparently and effectively communicating with stakeholders.	SCSC: Monitoring Activities
Obligations to Students	3(a)	6	6	The school received all possible points because it complied with all applicable laws, rules, regulations, provisions of its charter contract, and its policies relating to the rights of students.	SCSC: Monitoring Activities
	3(b)	6	6	The school received all possible points because it complied with all regulations relating to the treatment of students with identified disabilities and those suspected of having a disability.	SCSC: Monitoring Activities
	3(c)	6	6	The school received all possible points because it protects the rights of English Learners (ELs).	SCSC: Monitoring Activities
	4(a)	6	6	The school received all possible points because it complied with regulations relating to employee qualifications, employee evaluations, and criminal background checks.	SCSC: Monitoring Activities

Employer Qualifications, Evaluations and Criminal Records	4(b)	6	6	The school received all possible points because it complied with all applicable regulations relating to employment considerations.	SCSC: Monitoring Activities
	4(c)	6	6	The school received all possible points because it complied with all applicable regulations relating to employment considerations.	SCSC: Monitoring Activities
School Environment	5(a)	6	6	The school received all possible points because it complied with facilities requirements.	SCSC: Monitoring Activities
	5(b)	6	6	The school received all possible points because it complied with all applicable regulations relating to safety and the protection of student and employee health.	SCSC: Monitoring Activities
	5(c)	6	4	The school received partial points because it failed to comply with applicable regulations relating to providing required federal notices and the handling of information and stakeholder communication, but remedied its finding(s) and regained compliance. Specifically, the school received a finding in its FY25 SCSC Monitoring Results for its documentation demonstrating that the school notified its students and families of their rights pursuant to the Family Educational Rights and Privacy Act (FERPA) but made reasonable efforts to remediate the finding to regain compliance.	SCSC: Monitoring Results
Additional Obligations	6(a)	4	4	The school received all possible points because school complied with all other legal, statutory, regulatory, or contractual requirements, that are not otherwise explicitly addressed in the Operational Standards.	SCSC: Monitoring Activities
	6(b)	6	6	The school received all possible points because it remedied noncompliance after proper notification.	SCSC: Monitoring Activities

Overall Points
98



**COMPREHENSIVE PERFORMANCE
FRAMEWORK**
for State Charter School Evaluation

Odyssey Charter School

Section	Designation
Academic Performance	Approaches Standards
Financial Performance	Approaches Standards
Operational Performance	Meets Standards

Performance Track Record Across the Term				
Section	2021-22	2022-23	2023-24	2024-25
Academic Performance	Meets	Meets	APP	APP
Financial Performance	95	95	100/65	100/65
Operational Performance	81	65	66	98

SECTION I: ACADEMIC PERFORMANCE

Overall Designation
Approaches Standards

Explanation
The school earned an Approaches designation because it performed no more than two (2) points lower than the comparison on at least one academic measure in each grade band served.

Overall Designations	
Exceeds	Outperforms by 10 or more points in all grade bands served on any one of combination of measures
Meets	Outperforms by at least 1 point in all grade bands served on any one or combination of measures.
Approaches	Performs no more than 2 points below in all grade bands served on any one or combination of measures.
Varied	Varied performance across grade bands. The school meets or exceeds in one grade band(s) and does not meet in the other(s).
Does Not Meet	Performs below in all grade bands served across all measures.

Indicator	Measure	Grade Band	Grade Band Designation
Grade Band Measures	CCRPI Content Mastery	E	Approaches
		M	Meets
		H	--
	CCRPI Progress	E	DNM
		M	Exceeds
		H	--
	CCRPI Grade Band Score	E	DNM
		M	Exceeds
		H	--
	Value-Added Impact Scores	E	DNM
		M	DNM
		H	--

Grade Band Designations	
Exceeds	Outperforms by 10 or more points
Meets	Outperforms by at least 1 point
Approaches	Performs no more than 2 points below
Does Not Meet	Performs more than 2 points below

ACADEMIC PERFORMANCE BAR CHARTS

■ SCSC School Score ■ School-Level Comparison ■ District-Weighted Comparison



Odyssey Charter School

SECTION II: FINANCIAL PERFORMANCE- New Method

Overall Designation
Approaches Standards

Overall Designations	
80 points or more on both indicators	Meets Performance Standards
Any combination of scores otherwise noted for Meets and Does Not Meet designations	Approaches Performance Standards
69 points or less on both indicators	Does Not Meet Performance Standards

Indicator	Measure	Points Available	Points Earned	Measure Name	Measure Value	Data Source
Near Term Measures	1(a)	15	15	Current Ratio	124.664	School Audit Report: Governmental Funds- Balance Sheet
	1(b)	20	20	Unrestricted Days Cash	164	School Audit Report: Governmental Funds- Balance Sheet & Statement of Revenues, Expenditures, and Changes in Fund Balance
	1(c)	25	25	Annual Debt to Income	1.388%	School Audit Report: Statement of Revenues, Expenditures, and Changes in Fund Balance
	1(d)	10	10	Default	No	School Audit Report: Notes
Sustainability Measures	1(e)	15	15	Aggregated Efficiency Margin	20.780%	School Audit Report: Statement of Activities (most recent 3yrs if available), Notes-Pension Plan
	1(f)	15	15	Debt to Asset Ratio	7.557%	School Audit Report: Statement of Net Position

Indicator 1: Fiscal Viability, Points and Designation:	100	Meets
---	------------	--------------

Indicator	Measure	Points Available	Points Earned	Measure Name	Explanation	Data Source
Financial Management and Oversight	2(a)	20	20	GAAP Standards	Did the school submit a clean audit?-Yes	School's Independent Annual Financial Audit
	2(b)	15	0	Federal Requirements	The school did not receive any points because it failed to comply with one or more material provisions of the Federal requirements. Specifically, the GaDOE reported that the school was not in compliance with one or more federal provisions during the GaDOE Cross-Functional Monitoring process.	GaDOE: Federal Program Monitoring/SCSC Monitoring
	2(c)	15	10	LUA Manual	The school received partial points because it failed to comply with at least one material provision of the LUA Manual, but adequately remedied its finding(s) and	SCSC Monitoring
	2(d)	20	10	School's Policies	The school received partial points because it failed to comply with at least one material provision of the school's own policies, but adequately remedied its	SCSC Monitoring
	2(e)	10	5	Enrollment Variance	4.267%	SCSC Annual Enrollment Projection Form & GADOE: Data Collections, Student Enrollment by Grade Level
	2(f)	20	20	Timely Audit Submission	Did the school submit its audit by Nov. 1?-Yes	School Audit Report

Indicator 2: Fiscal Management & Oversight, Points and Designation:	65	Does Not Meet
--	-----------	----------------------

By Financial Indicator Performance Expectations	
80-100 points	Meets Performance Standards
70-79 points	Approaches Performance Standards
0-69 points	Does Not Meet Performance Standards

Odyssey Charter School

SECTION II: FINANCIAL PERFORMANCE- Old Method

Overall Designation
Approaches Standards

Overall Designations	
80 points or more on both indicators	Meets Performance Standards
Any combination of scores otherwise noted for Meets and Does Not Meet designations	Approaches Performance Standards
69 points or less on both indicators	Does Not Meet Performance Standards

Indicator	Measure	Points Available	Points Earned	Measure Name	Measure Value	Data Source
Near Term Measures	1(a)	15	15	Current Ratio	124.664	School Audit Report: Governmental Funds- Balance Sheet
	1(b)	20	20	Unrestricted Days Cash	134	School Audit Report: Governmental Funds- Balance Sheet & Statement of Revenues, Expenditures, and Changes in Fund Balance
	1(c)	20	20	Annual Debt to Income	1.388%	School Audit Report: Statement of Revenues, Expenditures, and Changes in Fund Balance
	1(d)	10	10	Default	No	School Audit Report: Notes
Sustainability Measures	1(e)	15	15	Aggregated Efficiency Margin	20.780%	School Audit Report: Statement of Activities (most recent 3yrs if available), Notes-Pension Plan
	1(f)	20	20	Debt to Asset Ratio	7.557%	School Audit Report: Statement of Net Position

Indicator 1: Fiscal Viability, Points and Designation:	100	Meets
---	------------	--------------

Indicator	Measure	Points Available	Points Earned	Measure Name	Explanation	Data Source
Financial Management and Oversight	2(a)	20	20	GAAP Standards	Did the school submit a clean audit?-Yes	School's Independent Annual Financial Audit
	2(b)	15	0	Federal Requirements	The school did not receive any points because it failed to comply with one or more material provisions of the Federal requirements. Specifically, the GaDOE reported that the school was not in compliance with one or more federal provisions during the GaDOE Cross-Functional Monitoring process.	GaDOE: Federal Program Monitoring/SCSC Monitoring
	2(c)	15	10	LUA Manual	The school received partial points because it failed to comply with at least one material provision of the LUA Manual, but adequately remedied its finding(s) and	SCSC Monitoring
	2(d)	20	10	School's Policies	The school received partial points because it failed to comply with at least one material provision of the school's own policies, but adequately remedied its	SCSC Monitoring
	2(e)	10	5	Enrollment Variance	4.267%	SCSC Annual Enrollment Projection Form & GADOE: Data Collections, Student Enrollment by Grade Level
	2(f)	20	20	Timely Audit Submission	Did the school submit its audit by Nov. 1?-Yes	School Audit Report

Indicator 2: Fiscal Management & Oversight, Points and Designation:	65	Does Not Meet
--	-----------	----------------------

By Financial Indicator Performance Expectations	
80-100 points	Meets Performance Standards
70-79 points	Approaches Performance Standards
0-69 points	Does Not Meet Performance Standards

Odyssey Charter School

SECTION III: OPERATIONAL PERFORMANCE


Overall Designation
Meets Standards

Overall Operations Performance Expectations	
80-100 points	Meets Performance Standards
70-79 points	Approaches Performance Standards
0-69 points	Does Not Meet Performance Standards

Indicator	Measure	Points Available	Points Earned	Explanation	Data Source
Educational Program Compliance	1(a)	4	4	The school received all possible points because it has fully implemented all essential or innovative features of its education and operational program and met all mission-specific goals included in its charter contract.	SCSC: Monitoring Activities
	1(b)	4	4	The school received all possible points because it received no findings indicating the school is out of compliance with all applicable laws, rules, regulations, and provisions of its charter contract relating to state education requirements.	SCSC: Monitoring Activities
	1(c)	4	4	The school received all possible points because it received no findings indicating the school is out of compliance with applicable laws, rules, regulations, and provisions of its charter contract relating to federal education requirements.	SCSC: Monitoring Activities
	1(d)	4	4	The school received all possible points because it complied with applicable laws, rules, regulations, and provisions of its charter contract relating to relevant reporting requirements.	SCSC: Monitoring Activities
Governance, Ethics and Transparency	2(a)	5	5	The school received all possible points because the school is complying with all applicable general governance requirements.	SCSC: Monitoring Results
	2(b)	5	5	The school received all possible points because the school complied with the Georgia Open Meetings Act and Open Records Act requirements, and its budget was approved in accordance with state law.	SCSC: Monitoring Activities
	2(c)	5	5	The school received all possible points because all governing board members completed required training through the SCSC or approved alternate provider.	SCSC: Monitoring Activities
	2(d)	5	5	The school received all possible points because it complied with all applicable regulations relating to operating transparently and effectively communicating with stakeholders.	SCSC: Monitoring Activities
Obligations to Students	3(a)	6	4	The school received partial points because it failed to comply with at least one applicable law, rule or regulation regarding protecting the rights of all students, but adequately remedied its finding(s) and regained compliance. Specifically, the school received a finding in its FY25 SCSC Monitoring Results for its Parents' Bill of Rights policy but made reasonable efforts to remediate the finding to regain compliance.	SCSC: Monitoring Results
	3(b)	6	6	The school received all possible points because it complied with all regulations relating to the treatment of students with identified disabilities and those suspected of having a disability.	SCSC: Monitoring Activities

	3(c)	6	6	The school received all possible points because it protects the rights of English Learners (ELs).	SCSC: Monitoring Activities
Employer Qualifications, Evaluations and Criminal Records	4(a)	6	6	The school received all possible points because it complied with regulations relating to employee qualifications, employee evaluations, and criminal background checks.	SCSC: Monitoring Activities
	4(b)	6	6	The school received all possible points because it complied with all applicable regulations relating to employment considerations.	SCSC: Monitoring Activities
	4(c)	6	6	The school received all possible points because it complied with all applicable regulations relating to employment considerations.	SCSC: Monitoring Activities
School Environment	5(a)	6	6	The school received all possible points because it complied with facilities requirements.	SCSC: Monitoring Results
	5(b)	6	6	The school received all possible points because it complied with all applicable regulations relating to safety and the protection of student and employee health.	SCSC: Monitoring Activities
	5(c)	6	6	The school received all possible points because it complied with applicable regulations relating to providing required federal notices and the handling of information and stakeholder communication.	SCSC: Monitoring Activities
Additional Obligations	6(a)	4	4	The school received all possible points because school complied with all other legal, statutory, regulatory, or contractual requirements, that are not otherwise explicitly addressed in the Operational Standards.	SCSC: Monitoring Activities
	6(b)	6	6	The school received all possible points because it remedied noncompliance after proper notification.	SCSC: Monitoring Activities

Overall Points
98



**COMPREHENSIVE PERFORMANCE
FRAMEWORK**
for State Charter School Evaluation

Pataula Charter Academy

Section	Designation
Academic Performance	Meets Standards
Financial Performance	Meets Standards
Operational Performance	Meets Standards

Performance Track Record Across the Term				
Section	2021-22	2022-23	2023-24	2024-25
Academic Performance	Meets	Meets	Meets	Meets
Financial Performance	95	90	90/95	90/85
Operational Performance	94	96	100	100

Pataula Charter Academy

SECTION I: ACADEMIC PERFORMANCE

Overall Designation
Meets Standards

Explanation
The school earned a Meets designation because it outperformed the comparison score on at least one of the academic measures in each grade band served.

Overall Designations	
Exceeds	Outperforms by 10 or more points in all grade bands served on any one of combination of measures
Meets	Outperforms by at least 1 point in all grade bands served on any one or combination of measures.
Approaches	Performs no more than 2 points below in all grade bands served on any one or combination of measures.
Varied	Varied performance across grade bands. The school meets or exceeds in one grade band(s) and does not meet in the other(s).
Does Not Meet	Performs below in all grade bands served across all measures.

Indicator	Measure	Grade Band	Grade Band Designation
Grade Band Measures	CCRPI Content Mastery	E	Meets
		M	Exceeds
		H	Exceeds
	CCRPI Progress	E	Meets
		M	DNM
		H	DNM
	CCRPI Grade Band Score	E	Approaches
		M	Approaches
		H	Meets
	Value-Added Impact Scores	E	DNM
		M	DNM
		H	DNM

Grade Band Designations	
Exceeds	Outperforms by 10 or more points
Meets	Outperforms by at least 1 point
Approaches	Performs no more than 2 points below
Does Not Meet	Performs more than 2 points below

ACADEMIC PERFORMANCE BAR CHARTS

■ SCSC School Score ■ School-Level Comparison ■ District-Weighted Comparison



Pataula Charter Academy

SECTION II: FINANCIAL PERFORMANCE- New Method

Overall Designation	
Meets Standards	

Overall Designations	
80 points or more on both indicators	Meets Performance Standards
Any combination of scores otherwise noted for Meets and Does Not Meet designations	Approaches Performance Standards
69 points or less on both indicators	Does Not Meet Performance Standards

Indicator	Measure	Points Available	Points Earned	Measure Name	Measure Value	Data Source
Near Term Measures	1(a)	15	15	Current Ratio	4.201	School Audit Report: Governmental Funds- Balance Sheet
	1(b)	20	20	Unrestricted Days Cash	172	School Audit Report: Governmental Funds- Balance Sheet & Statement of Revenues, Expenditures, and Changes in Fund Balance
	1(c)	25	15	Annual Debt to Income	6.348%	School Audit Report: Statement of Revenues, Expenditures, and Changes in Fund Balance
	1(d)	10	10	Default	No	School Audit Report: Notes
Sustainability Measures	1(e)	15	15	Aggregated Efficiency Margin	3.914%	School Audit Report: Statement of Activities (most recent 3yrs if available), Notes-Pension Plan
	1(f)	15	15	Debt to Asset Ratio	60.625%	School Audit Report: Statement of Net Position

Indicator 1: Fiscal Viability, Points and Designation:	90	Meets
---	-----------	--------------

Indicator	Measure	Points Available	Points Earned	Measure Name	Explanation	Data Source
Financial Management and Oversight	2(a)	20	20	GAAP Standards	Did the school submit a clean audit?-Yes	School's Independent Annual Financial Audit
	2(b)	15	0	Federal Requirements	The school did not receive any points because it failed to comply with one or more material provisions of the Federal requirements. Specifically, the GaDOE reported that the school was not in compliance with one or more federal provisions during the GaDOE Cross-Functional Monitoring process.	GaDOE: Federal Program Monitoring/SCSC Monitoring
	2(c)	15	15	LUA Manual	The school received all possible points because it compiled with all material provisions of the LUA manual.	SCSC Monitoring
	2(d)	20	20	School's Policies	The school received all possible points because it compiled with all material provisions of the school's own policies.	SCSC Monitoring
	2(e)	10	10	Enrollment Variance	2.120%	SCSC Annual Enrollment Projection Form & GADOE: Data Collections, Student Enrollment by Grade Level
	2(f)	20	20	Timely Audit Submission	Did the school submit its audit by Nov. 1?-Yes	School Audit Report

Indicator 2: Fiscal Management & Oversight, Points and Designation:	85	Meets
--	-----------	--------------

By Financial Indicator Performance Expectations	
80-100 points	Meets Performance Standards
70-79 points	Approaches Performance Standards
0-69 points	Does Not Meet Performance Standards

Pataula Charter Academy

SECTION II: FINANCIAL PERFORMANCE- Old Method

Overall Designation	
Meets Standards	

Overall Designations	
80 points or more on both indicators	Meets Performance Standards
Any combination of scores otherwise noted for Meets and Does Not Meet designations	Approaches Performance Standards
69 points or less on both indicators	Does Not Meet Performance Standards

Indicator	Measure	Points Available	Points Earned	Measure Name	Measure Value	Data Source
Near Term Measures	1(a)	15	15	Current Ratio	4.201	School Audit Report: Governmental Funds- Balance Sheet
	1(b)	20	20	Unrestricted Days Cash	172	School Audit Report: Governmental Funds- Balance Sheet & Statement of Revenues, Expenditures, and Changes in Fund Balance
	1(c)	20	10	Annual Debt to Income	6.348%	School Audit Report: Statement of Revenues, Expenditures, and Changes in Fund Balance
	1(d)	10	10	Default	No	School Audit Report: Notes
Sustainability Measures	1(e)	15	15	Aggregated Efficiency Margin	3.914%	School Audit Report: Statement of Activities (most recent 3yrs if available), Notes-Pension Plan
	1(f)	20	20	Debt to Asset Ratio	60.625%	School Audit Report: Statement of Net Position

Indicator 1: Fiscal Viability, Points and Designation:	90	Meets
---	-----------	--------------

Indicator	Measure	Points Available	Points Earned	Measure Name	Explanation	Data Source
Financial Management and Oversight	2(a)	20	20	GAAP Standards	Did the school submit a clean audit?-Yes	School's Independent Annual Financial Audit
	2(b)	15	0	Federal Requirements	The school did not receive any points because it failed to comply with one or more material provisions of the Federal requirements. Specifically, the GaDOE reported that the school was not in compliance with one or more federal provisions during the GaDOE Cross-Functional Monitoring process.	GaDOE: Federal Program Monitoring/SCSC Monitoring
	2(c)	15	15	LUA Manual	The school received all possible points because it complied with all material provisions of the LUA manual.	SCSC Monitoring
	2(d)	20	20	School's Policies	The school received all possible points because it complied with all material provisions of the school's own policies.	SCSC Monitoring
	2(e)	10	10	Enrollment Variance	2.120%	SCSC Annual Enrollment Projection Form & GADOE: Data Collections, Student Enrollment by Grade Level
	2(f)	20	20	Timely Audit Submission	Did the school submit its audit by Nov. 1?-Yes	School Audit Report

Indicator 2: Fiscal Management & Oversight, Points and Designation:	85	Meets
--	-----------	--------------

By Financial Indicator Performance Expectations	
80-100 points	Meets Performance Standards
70-79 points	Approaches Performance Standards
0-69 points	Does Not Meet Performance Standards

Pataula Charter Academy

SECTION III: OPERATIONAL PERFORMANCE


Overall Designation
Meets Standards

Overall Operations Performance Expectations	
80-100 points	Meets Performance Standards
70-79 points	Approaches Performance Standards
0-69 points	Does Not Meet Performance Standards

Indicator	Measure	Points Available	Points Earned	Explanation	Data Source
Educational Program Compliance	1(a)	4	4	The school received all possible points because it has fully implemented all essential or innovative features of its education and operational program and met all mission-specific goals included in its charter contract.	SCSC: Monitoring Activities
	1(b)	4	4	The school received all possible points because it received no findings indicating the school is out of compliance with all applicable laws, rules, regulations, and provisions of its charter contract relating to state education requirements.	SCSC: Monitoring Activities
	1(c)	4	4	The school received all possible points because it received no findings indicating the school is out of compliance with applicable laws, rules, regulations, and provisions of its charter contract relating to federal education requirements.	SCSC: Monitoring Activities
	1(d)	4	4	The school received all possible points because it complied with applicable laws, rules, regulations, and provisions of its charter contract relating to relevant reporting requirements.	SCSC: Monitoring Activities
Governance, Ethics and Transparency	2(a)	5	5	The school received all possible points because the school is complying with all applicable general governance requirements.	SCSC: Monitoring Activities
	2(b)	5	5	The school received all possible points because the school complied with the Georgia Open Meetings Act and Open Records Act requirements, and its budget was approved in accordance with state law.	SCSC: Monitoring Activities
	2(c)	5	5	The school received all possible points because all governing board members completed required training through the SCSC or approved alternate provider.	SCSC: Monitoring Activities
	2(d)	5	5	The school received all possible points because it complied with all applicable regulations relating to operating transparently and effectively communicating with stakeholders.	SCSC: Monitoring Activities
Obligations to Students	3(a)	6	6	The school received all possible points because it complied with all applicable laws, rules, regulations, provisions of its charter contract, and its policies relating to the rights of students.	SCSC: Monitoring Activities
	3(b)	6	6	The school received all possible points because it complied with all regulations relating to the treatment of students with identified disabilities and those suspected of having a disability.	SCSC: Monitoring Activities
	3(c)	6	6	The school received all possible points because it protects the rights of English Learners (ELs).	SCSC: Monitoring Activities
	4(a)	6	6	The school received all possible points because it complied with regulations relating to employee qualifications, employee evaluations, and criminal background checks.	SCSC: Monitoring Activities

Employer Qualifications, Evaluations and Criminal Records	4(b)	6	6	The school received all possible points because it complied with all applicable regulations relating to employment considerations.	SCSC: Monitoring Activities
	4(c)	6	6	The school received all possible points because it complied with all applicable regulations relating to employment considerations.	SCSC: Monitoring Activities
School Environment	5(a)	6	6	The school received all possible points because it complied with facilities requirements.	SCSC: Monitoring Activities
	5(b)	6	6	The school received all possible points because it complied with all applicable regulations relating to safety and the protection of student and employee health.	SCSC: Monitoring Activities
	5(c)	6	6	The school received all possible points because it complied with applicable regulations relating to providing required federal notices and the handling of information and stakeholder communication.	SCSC: Monitoring Activities
Additional Obligations	6(a)	4	4	The school received all possible points because school complied with all other legal, statutory, regulatory, or contractual requirements, that are not otherwise explicitly addressed in the Operational Standards.	SCSC: Monitoring Activities
	6(b)	6	6	The school received all possible points because it remedied noncompliance after proper notification.	SCSC: Monitoring Activities

Overall Points
100



**COMPREHENSIVE PERFORMANCE
FRAMEWORK**
for State Charter School Evaluation

PEACE Academy Charter

Section	Designation
Academic Performance	Does Not Meet Standards
Financial Performance	Does Not Meet Standards
Operational Performance	Meets Standards

Performance Track Record Across the Term				
Section	2021-22	2022-23	2023-24	2024-25
Academic Performance	NA	NA	DNM	DNM
Financial Performance	NA	NA	75/45	60/45
Operational Performance	NA	NA	62	89

PEACE Academy Charter

SECTION I: ACADEMIC PERFORMANCE

Overall Designation
Does Not Meet Standards

Explanation
The school earned a Does Not Meet designation because it performed at least two (2) points lower than the comparison score in each grade band served.

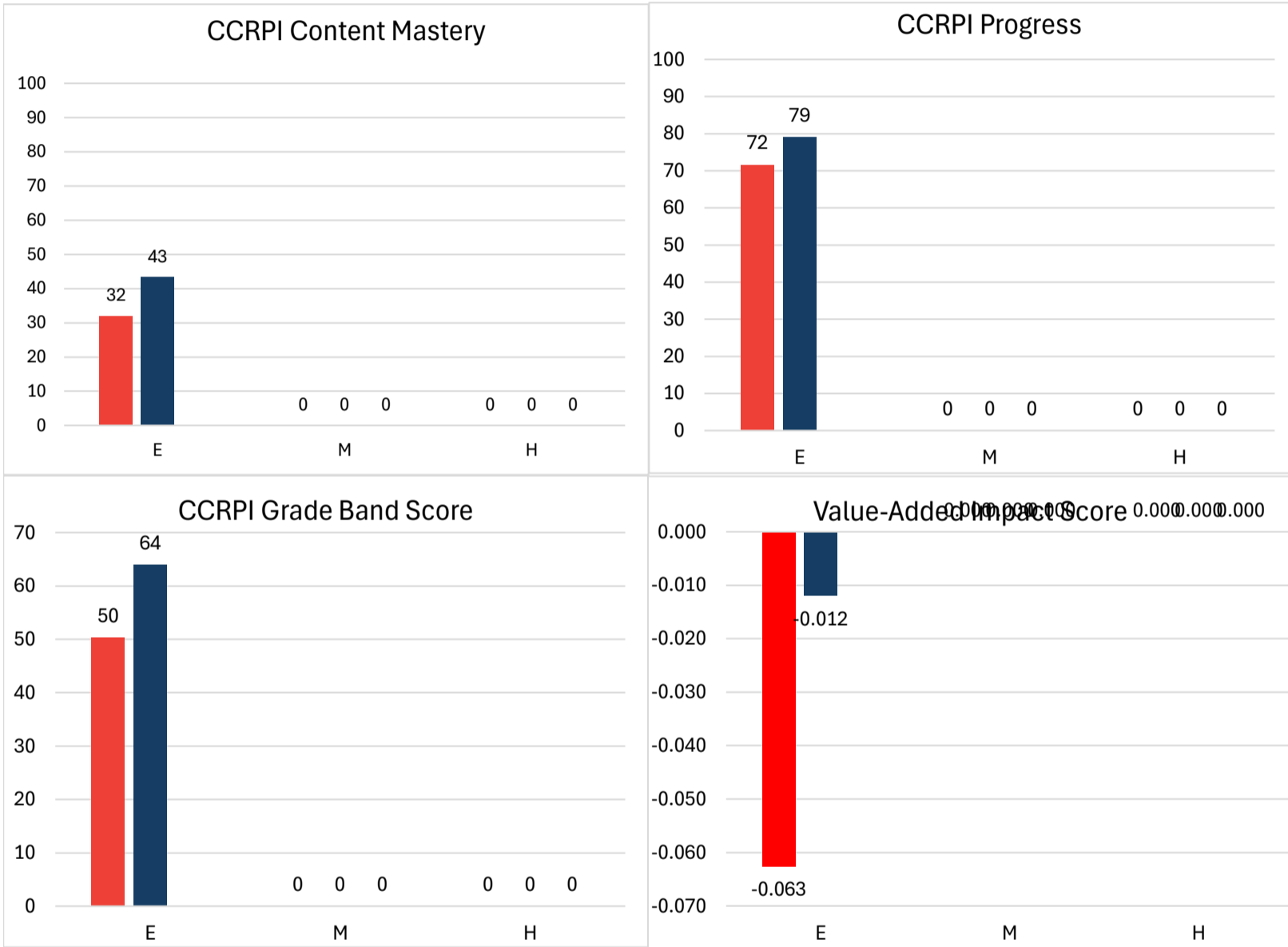
Overall Designations	
Exceeds	Outperforms by 10 or more points in all grade bands served on any one of combination of measures
Meets	Outperforms by at least 1 point in all grade bands served on any one or combination of measures.
Approaches	Performs no more than 2 points below in all grade bands served on any one or combination of measures.
Varied	Varied performance across grade bands. The school meets or exceeds in one grade band(s) and does not meet in the other(s).
Does Not Meet	Performs below in all grade bands served across all measures.

Indicator	Measure	Grade Band	Grade Band Designation
Grade Band Measures	CCRPI Content Mastery	E	DNM
		M	--
		H	--
	CCRPI Progress	E	DNM
		M	--
		H	--
	CCRPI Grade Band Score	E	DNM
		M	--
		H	--
	Value-Added Impact Scores	E	DNM
		M	--
		H	--

Grade Band Designations	
Exceeds	Outperforms by 10 or more points
Meets	Outperforms by at least 1 point
Approaches	Performs no more than 2 points below
Does Not Meet	Performs more than 2 points below

ACADEMIC PERFORMANCE BAR CHARTS

■ SCSC School Score ■ School-Level Comparison ■ District-Weighted Comparison



PEACE Academy Charter

SECTION II: FINANCIAL PERFORMANCE- New Method

Overall Designation
Does Not Meet Standards

Overall Designations	
80 points or more on both indicators	Meets Performance Standards
Any combination of scores otherwise noted for Meets and Does Not Meet designations	Approaches Performance Standards
69 points or less on both indicators	Does Not Meet Performance Standards

Indicator	Measure	Points Available	Points Earned	Measure Name	Measure Value	Data Source
Near Term Measures	1(a)	15	15	Current Ratio	1.381	School Audit Report: Governmental Funds- Balance Sheet
	1(b)	20	10	Unrestricted Days Cash	27	School Audit Report: Governmental Funds- Balance Sheet & Statement of Revenues, Expenditures, and Changes in Fund Balance
	1(c)	25	15	Annual Debt to Income	11.411%	School Audit Report: Statement of Revenues, Expenditures, and Changes in Fund Balance
	1(d)	10	10	Default	No	School Audit Report: Notes
Sustainability Measures	1(e)	15	10	Aggregated Efficiency Margin	-3.693%	School Audit Report: Statement of Activities (most recent 3yrs if available), Notes-Pension Plan
	1(f)	15	0	Debt to Asset Ratio	104.114%	School Audit Report: Statement of Net Position

Indicator 1: Fiscal Viability, Points and Designation:	60	Does Not Meet
---	-----------	----------------------

Indicator	Measure	Points Available	Points Earned	Measure Name	Explanation	Data Source
Financial Management and Oversight	2(a)	20	20	GAAP Standards	Did the school submit a clean audit?-Yes	School's Independent Annual Financial Audit
	2(b)	15	0	Federal Requirements	The school did not receive any points because it failed to comply with one or more material provisions of the Federal requirements. Specifically, the GaDOE reported that the school was not in compliance with one or more federal provisions during the GaDOE Cross-Functional Monitoring process.	GaDOE: Federal Program Monitoring/SCSC Monitoring
	2(c)	15	0	LUA Manual	The school did not receive any points because it failed to comply with one or more material provisions of the LUA Manual. Specifically, the school received a finding	SCSC Monitoring
	2(d)	20	0	School's Policies	The school did not receive any points because it failed to comply with one or more material provisions of the school's own policies. Specifically, the school received	SCSC Monitoring
	2(e)	10	5	Enrollment Variance	5.490%	SCSC Annual Enrollment Projection Form & GADOE: Data Collections, Student Enrollment by Grade Level
	2(f)	20	20	Timely Audit Submission	Did the school submit its audit by Nov. 1?-Yes	School Audit Report

Indicator 2: Fiscal Management & Oversight, Points and Designation:	45	Does Not Meet
--	-----------	----------------------

By Financial Indicator Performance Expectations	
80-100 points	Meets Performance Standards
70-79 points	Approaches Performance Standards
0-69 points	Does Not Meet Performance Standards

PEACE Academy Charter

SECTION II: FINANCIAL PERFORMANCE- Old Method

Overall Designation
Does Not Meet Standards

Overall Designations	
80 points or more on both indicators	Meets Performance Standards
Any combination of scores otherwise noted for Meets and Does Not Meet designations	Approaches Performance Standards
69 points or less on both indicators	Does Not Meet Performance Standards

Indicator	Measure	Points Available	Points Earned	Measure Name	Measure Value	Data Source
Near Term Measures	1(a)	15	15	Current Ratio	1.381	School Audit Report: Governmental Funds- Balance Sheet
	1(b)	20	10	Unrestricted Days Cash	25	School Audit Report: Governmental Funds- Balance Sheet & Statement of Revenues, Expenditures, and Changes in Fund Balance
	1(c)	20	10	Annual Debt to Income	11.411%	School Audit Report: Statement of Revenues, Expenditures, and Changes in Fund Balance
	1(d)	10	10	Default	No	School Audit Report: Notes
Sustainability Measures	1(e)	15	10	Aggregated Efficiency Margin	-3.693%	School Audit Report: Statement of Activities (most recent 3yrs if available), Notes-Pension Plan
	1(f)	20	0	Debt to Asset Ratio	104.114%	School Audit Report: Statement of Net Position

Indicator 1: Fiscal Viability, Points and Designation:	55	Does Not Meet
---	-----------	----------------------

Indicator	Measure	Points Available	Points Earned	Measure Name	Explanation	Data Source
Financial Management and Oversight	2(a)	20	20	GAAP Standards	Did the school submit a clean audit?-Yes	School's Independent Annual Financial Audit
	2(b)	15	0	Federal Requirements	The school did not receive any points because it failed to comply with one or more material provisions of the Federal requirements. Specifically, the GaDOE reported that the school was not in compliance with one or more federal provisions during the GaDOE Cross-Functional Monitoring process.	GaDOE: Federal Program Monitoring/SCSC Monitoring
	2(c)	15	0	LUA Manual	The school did not receive any points because it failed to comply with one or more material provisions of the LUA Manual. Specifically, the school received a finding	SCSC Monitoring
	2(d)	20	0	School's Policies	The school did not receive any points because it failed to comply with one or more material provisions of the school's own policies. Specifically, the school received	SCSC Monitoring
	2(e)	10	5	Enrollment Variance	5.490%	SCSC Annual Enrollment Projection Form & GADOE: Data Collections, Student Enrollment by Grade Level
	2(f)	20	20	Timely Audit Submission	Did the school submit its audit by Nov. 1?-Yes	School Audit Report

Indicator 2: Fiscal Management & Oversight, Points and Designation:	45	Does Not Meet
--	-----------	----------------------

By Financial Indicator Performance Expectations	
80-100 points	Meets Performance Standards
70-79 points	Approaches Performance Standards
0-69 points	Does Not Meet Performance Standards

PEACE Academy Charter

SECTION III: OPERATIONAL PERFORMANCE


Overall Designation
Meets Standards

Overall Operations Performance Expectations	
80-100 points	Meets Performance Standards
70-79 points	Approaches Performance Standards
0-69 points	Does Not Meet Performance Standards

Indicator	Measure	Points Available	Points Earned	Explanation	Data Source
Educational Program Compliance	1(a)	4	4	The school received all possible points because it has fully implemented all essential or innovative features of its education and operational program and met all mission-specific goals included in its charter contract.	SCSC: Monitoring Activities
	1(b)	4	4	The school received all possible points because it received no findings indicating the school is out of compliance with all applicable laws, rules, regulations, and provisions of its charter contract relating to state education requirements.	SCSC: Monitoring Activities
	1(c)	4	2	The school received partial points because it received a finding indicating the school is out of compliance with federal education requirements. Specifically, the school received a finding related to Title I-A, Parent and Family Engagement from the Georgia Department of Education's FY25 Cross-Functional Monitoring.	GaDOE: Federal Program Monitoring
	1(d)	4	2	The school received partial points because it failed to comply with two or fewer relevant reporting requirement but complied with all others. Specifically, the Georgia Department of Education reported that the school did not submit its DE46 Actual Budget on time.	GaDOE: Financial Reports
Governance, Ethics and Transparency	2(a)	5	5	The school received all possible points because the school is complying with all applicable general governance requirements.	SCSC: Monitoring Activities
	2(b)	5	0	The school did not receive any points because it failed to comply with the Georgia Open Meetings Act, Open Records Act, and/or budget approval requirements. Specifically, the school received a finding in its FY25 SCSC Monitoring Results for its executive session documentation and failed to comply with at least one applicable state law requirement regarding the passage of the school's annual budget.	SCSC: Monitoring Results
	2(c)	5	5	The school received all possible points because all governing board members completed required training through the SCSC or approved alternate provider.	SCSC: Monitoring Activities
	2(d)	5	5	The school received all possible points because it complied with all applicable regulations relating to operating transparently and effectively communicating with stakeholders.	SCSC: Monitoring Activities
Obligations to Students	3(a)	6	6	The school received all possible points because it complied with all applicable laws, rules, regulations, provisions of its charter contract, and its policies relating to the rights of students.	SCSC: Monitoring Activities
	3(b)	6	6	The school received all possible points because it complied with all regulations relating to the treatment of students with identified disabilities and those suspected of having a disability.	SCSC: Monitoring Activities

	3(c)	6	6	The school received all possible points because it protects the rights of English Learners (ELs).	SCSC: Monitoring Activities
Employer Qualifications, Evaluations and Criminal Records	4(a)	6	6	The school received all possible points because it complied with regulations relating to employee qualifications, employee evaluations, and criminal background checks.	SCSC: Monitoring Activities
	4(b)	6	6	The school received all possible points because it complied with all applicable regulations relating to employment considerations.	SCSC: Monitoring Activities
	4(c)	6	6	The school received all possible points because it complied with all applicable regulations relating to employment considerations.	SCSC: Monitoring Activities
School Environment	5(a)	6	6	The school received all possible points because it complied with facilities requirements.	SCSC: Monitoring Activities
	5(b)	6	6	The school received all possible points because it complied with all applicable regulations relating to safety and the protection of student and employee health.	SCSC: Monitoring Activities
	5(c)	6	6	The school received all possible points because it complied with applicable regulations relating to providing required federal notices and the handling of information and stakeholder communication.	SCSC: Monitoring Activities
Additional Obligations	6(a)	4	2	The school received partial points because it failed to comply with at least one applicable law, rule or regulation that is not otherwise explicitly addressed, but remedied the finding(s) and regained compliance. Specifically, the school received a finding in its FY25 SCSC Monitoring Results for its board member conflict of interest forms but made reasonable efforts to remediate the finding to regain compliance.	SCSC: Monitoring Results
	6(b)	6	6	The school received all possible points because it remedied noncompliance after proper notification.	SCSC: Monitoring Activities

Overall Points
89



**COMPREHENSIVE PERFORMANCE
FRAMEWORK**
for State Charter School Evaluation

Resurgence Hall Charter School

Section	Designation
Academic Performance	Exceeds Standards
Financial Performance	Meets Standards
Operational Performance	Meets Standards

Performance Track Record Across the Term				
Section	2021-22	2022-23	2023-24	2024-25
Academic Performance	Meets	Meets	Exceeds	Exceeds
Financial Performance	80	95	90/85	90/95
Operational Performance	73	96	97	100

Resurgence Hall Charter School

SECTION I: ACADEMIC PERFORMANCE

Overall Designation
Exceeds Standards

Explanation
The school earned an Exceeds designation because it outperformed the comparison score by 10 or more points on at least one academic measure in each grade band served.

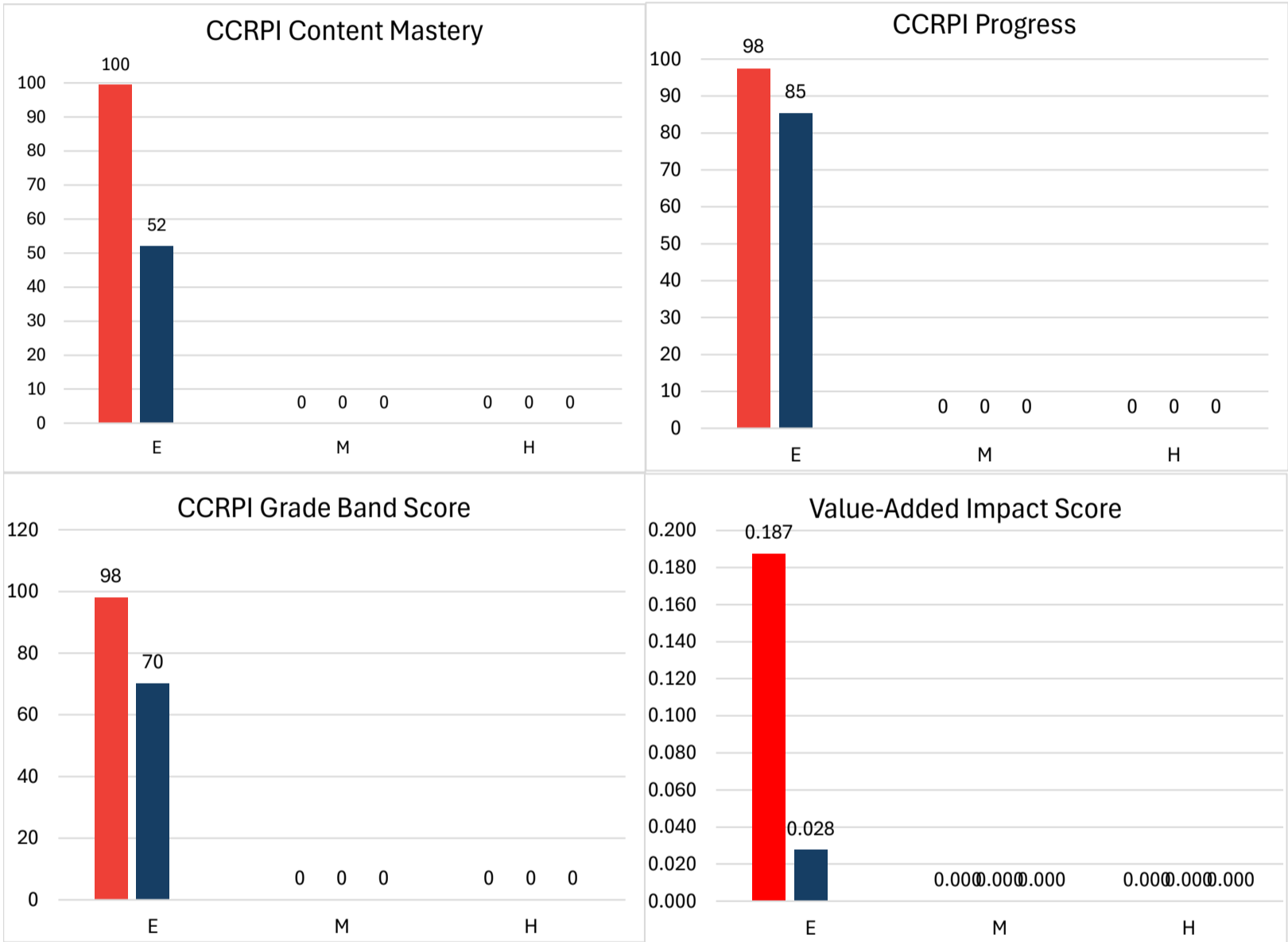
Overall Designations	
Exceeds	Outperforms by 10 or more points in all grade bands served on any one of combination of measures
Meets	Outperforms by at least 1 point in all grade bands served on any one or combination of measures.
Approaches	Performs no more than 2 points below in all grade bands served on any one or combination of measures.
Varied	Varied performance across grade bands. The school meets or exceeds in one grade band(s) and does not meet in the other(s).
Does Not Meet	Performs below in all grade bands served across all measures.

Indicator	Measure	Grade Band	Grade Band Designation
Grade Band Measures	CCRPI Content Mastery	E	Exceeds
		M	--
		H	--
	CCRPI Progress	E	Exceeds
		M	--
		H	--
	CCRPI Grade Band Score	E	Exceeds
		M	--
		H	--
	Value-Added Impact Scores	E	Meets
		M	--
		H	--

Grade Band Designations	
Exceeds	Outperforms by 10 or more points
Meets	Outperforms by at least 1 point
Approaches	Performs no more than 2 points below
Does Not Meet	Performs more than 2 points below

ACADEMIC PERFORMANCE BAR CHARTS

■ SCSC School Score ■ School-Level Comparison ■ District-Weighted Comparison



Resurgence Hall Charter School

SECTION II: FINANCIAL PERFORMANCE- New Method

Overall Designation	
Meets Standards	

Overall Designations	
80 points or more on both indicators	Meets Performance Standards
Any combination of scores otherwise noted for Meets and Does Not Meet designations	Approaches Performance Standards
69 points or less on both indicators	Does Not Meet Performance Standards

Indicator	Measure	Points Available	Points Earned	Measure Name	Measure Value	Data Source
Near Term Measures	1(a)	15	15	Current Ratio	2.072	School Audit Report: Governmental Funds- Balance Sheet
	1(b)	20	20	Unrestricted Days Cash	330	School Audit Report: Governmental Funds- Balance Sheet & Statement of Revenues, Expenditures, and Changes in Fund Balance
	1(c)	25	15	Annual Debt to Income	11.615%	School Audit Report: Statement of Revenues, Expenditures, and Changes in Fund Balance
	1(d)	10	10	Default	No	School Audit Report: Notes
Sustainability Measures	1(e)	15	15	Aggregated Efficiency Margin	14.758%	School Audit Report: Statement of Activities (most recent 3yrs if available), Notes-Pension Plan
	1(f)	15	15	Debt to Asset Ratio	75.706%	School Audit Report: Statement of Net Position

Indicator 1: Fiscal Viability, Points and Designation:	90	Meets
---	-----------	--------------

Indicator	Measure	Points Available	Points Earned	Measure Name	Explanation	Data Source
Financial Management and Oversight	2(a)	20	20	GAAP Standards	Did the school submit a clean audit?-Yes	School's Independent Annual Financial Audit
	2(b)	15	15	Federal Requirements	The school received all possible points because it compiled with all material provisions of the Federal Requirements.	GADOE: Federal Program Monitoring/SCSC Monitoring
	2(c)	15	15	LUA Manual	The school received all possible points because it compiled with all material provisions of the LUA manual.	SCSC Monitoring
	2(d)	20	20	School's Policies	The school received all possible points because it compiled with all material provisions of the school's own policies.	SCSC Monitoring
	2(e)	10	5	Enrollment Variance	3.291%	SCSC Annual Enrollment Projection Form & GADOE: Data Collections, Student Enrollment by Grade Level
	2(f)	20	20	Timely Audit Submission	Did the school submit its audit by Nov. 1?-Yes	School Audit Report

Indicator 2: Fiscal Management & Oversight, Points and Designation:	95	Meets
--	-----------	--------------

By Financial Indicator Performance Expectations	
80-100 points	Meets Performance Standards
70-79 points	Approaches Performance Standards
0-69 points	Does Not Meet Performance Standards

Resurgence Hall Charter School

SECTION II: FINANCIAL PERFORMANCE- Old Method

Overall Designation	
Meets Standards	

Overall Designations	
80 points or more on both indicators	Meets Performance Standards
Any combination of scores otherwise noted for Meets and Does Not Meet designations	Approaches Performance Standards
69 points or less on both indicators	Does Not Meet Performance Standards

Indicator	Measure	Points Available	Points Earned	Measure Name	Measure Value	Data Source
Near Term Measures	1(a)	15	15	Current Ratio	2.072	School Audit Report: Governmental Funds- Balance Sheet
	1(b)	20	20	Unrestricted Days Cash	327	School Audit Report: Governmental Funds- Balance Sheet & Statement of Revenues, Expenditures, and Changes in Fund Balance
	1(c)	20	10	Annual Debt to Income	11.615%	School Audit Report: Statement of Revenues, Expenditures, and Changes in Fund Balance
	1(d)	10	10	Default	No	School Audit Report: Notes
Sustainability Measures	1(e)	15	15	Aggregated Efficiency Margin	14.758%	School Audit Report: Statement of Activities (most recent 3yrs if available), Notes-Pension Plan
	1(f)	20	20	Debt to Asset Ratio	75.706%	School Audit Report: Statement of Net Position

Indicator 1: Fiscal Viability, Points and Designation:	90	Meets
---	-----------	--------------

Indicator	Measure	Points Available	Points Earned	Measure Name	Explanation	Data Source
Financial Management and Oversight	2(a)	20	20	GAAP Standards	Did the school submit a clean audit?-Yes	School's Independent Annual Financial Audit
	2(b)	15	15	Federal Requirements	The school received all possible points because it compiled with all material provisions of the Federal Requirements.	GADOE: Federal Program Monitoring/SCSC Monitoring
	2(c)	15	15	LUA Manual	The school received all possible points because it compiled with all material provisions of the LUA manual.	SCSC Monitoring
	2(d)	20	20	School's Policies	The school received all possible points because it compiled with all material provisions of the school's own policies.	SCSC Monitoring
	2(e)	10	5	Enrollment Variance	3.291%	SCSC Annual Enrollment Projection Form & GADOE: Data Collections, Student Enrollment by Grade Level
	2(f)	20	20	Timely Audit Submission	Did the school submit its audit by Nov. 1?-Yes	School Audit Report

Indicator 2: Fiscal Management & Oversight, Points and Designation:	95	Meets
--	-----------	--------------

By Financial Indicator Performance Expectations	
80-100 points	Meets Performance Standards
70-79 points	Approaches Performance Standards
0-69 points	Does Not Meet Performance Standards

Resurgence Hall Charter School

SECTION III: OPERATIONAL PERFORMANCE


Overall Designation
Meets Standards

Overall Operations Performance Expectations	
80-100 points	Meets Performance Standards
70-79 points	Approaches Performance Standards
0-69 points	Does Not Meet Performance Standards

Indicator	Measure	Points Available	Points Earned	Explanation	Data Source
Educational Program Compliance	1(a)	4	4	The school received all possible points because it has fully implemented all essential or innovative features of its education and operational program and met all mission-specific goals included in its charter contract.	SCSC: Monitoring Activities
	1(b)	4	4	The school received all possible points because it received no findings indicating the school is out of compliance with all applicable laws, rules, regulations, and provisions of its charter contract relating to state education requirements.	SCSC: Monitoring Activities
	1(c)	4	4	The school received all possible points because it received no findings indicating the school is out of compliance with applicable laws, rules, regulations, and provisions of its charter contract relating to federal education requirements.	SCSC: Monitoring Activities
	1(d)	4	4	The school received all possible points because it complied with applicable laws, rules, regulations, and provisions of its charter contract relating to relevant reporting requirements.	SCSC: Monitoring Activities
Governance, Ethics and Transparency	2(a)	5	5	The school received all possible points because the school is complying with all applicable general governance requirements.	SCSC: Monitoring Activities
	2(b)	5	5	The school received all possible points because the school complied with the Georgia Open Meetings Act and Open Records Act requirements, and its budget was approved in accordance with state law.	SCSC: Monitoring Activities
	2(c)	5	5	The school received all possible points because all governing board members completed required training through the SCSC or approved alternate provider.	SCSC: Monitoring Activities
	2(d)	5	5	The school received all possible points because it complied with all applicable regulations relating to operating transparently and effectively communicating with stakeholders.	SCSC: Monitoring Activities
Obligations to Students	3(a)	6	6	The school received all possible points because it complied with all applicable laws, rules, regulations, provisions of its charter contract, and its policies relating to the rights of students.	SCSC: Monitoring Activities
	3(b)	6	6	The school received all possible points because it complied with all regulations relating to the treatment of students with identified disabilities and those suspected of having a disability.	SCSC: Monitoring Activities
	3(c)	6	6	The school received all possible points because it protects the rights of English Learners (ELs).	SCSC: Monitoring Activities
	4(a)	6	6	The school received all possible points because it complied with regulations relating to employee qualifications, employee evaluations, and criminal background checks.	SCSC: Monitoring Activities

Employer Qualifications, Evaluations and Criminal Records	4(b)	6	6	The school received all possible points because it complied with all applicable regulations relating to employment considerations.	SCSC: Monitoring Activities
	4(c)	6	6	The school received all possible points because it complied with all applicable regulations relating to employment considerations.	SCSC: Monitoring Activities
School Environment	5(a)	6	6	The school received all possible points because it complied with facilities requirements.	SCSC: Monitoring Activities
	5(b)	6	6	The school received all possible points because it complied with all applicable regulations relating to safety and the protection of student and employee health.	SCSC: Monitoring Activities
	5(c)	6	6	The school received all possible points because it complied with applicable regulations relating to providing required federal notices and the handling of information and stakeholder communication.	SCSC: Monitoring Activities
Additional Obligations	6(a)	4	4	The school received all possible points because school complied with all other legal, statutory, regulatory, or contractual requirements, that are not otherwise explicitly addressed in the Operational Standards.	SCSC: Monitoring Activities
	6(b)	6	6	The school received all possible points because it remedied noncompliance after proper notification.	SCSC: Monitoring Activities

Overall Points
100



**COMPREHENSIVE PERFORMANCE
FRAMEWORK**
for State Charter School Evaluation

Resurgence Hall Middle Academy

Section	Designation
Academic Performance	Exceeds Standards
Financial Performance	Meets Standards
Operational Performance	Meets Standards

Performance Track Record Across the Term				
Section	2021-22	2022-23	2023-24	2024-25
Academic Performance	NA	Meets	Exceeds	Exceeds
Financial Performance	NA	95	90/85	90/95
Operational Performance	NA	92	93	100

Resurgence Hall Middle Academy

SECTION I: ACADEMIC PERFORMANCE

Overall Designation
Exceeds Standards

Explanation
The school earned an Exceeds designation because it outperformed the comparison score by 10 or more points on at least one academic measure in each grade band served.

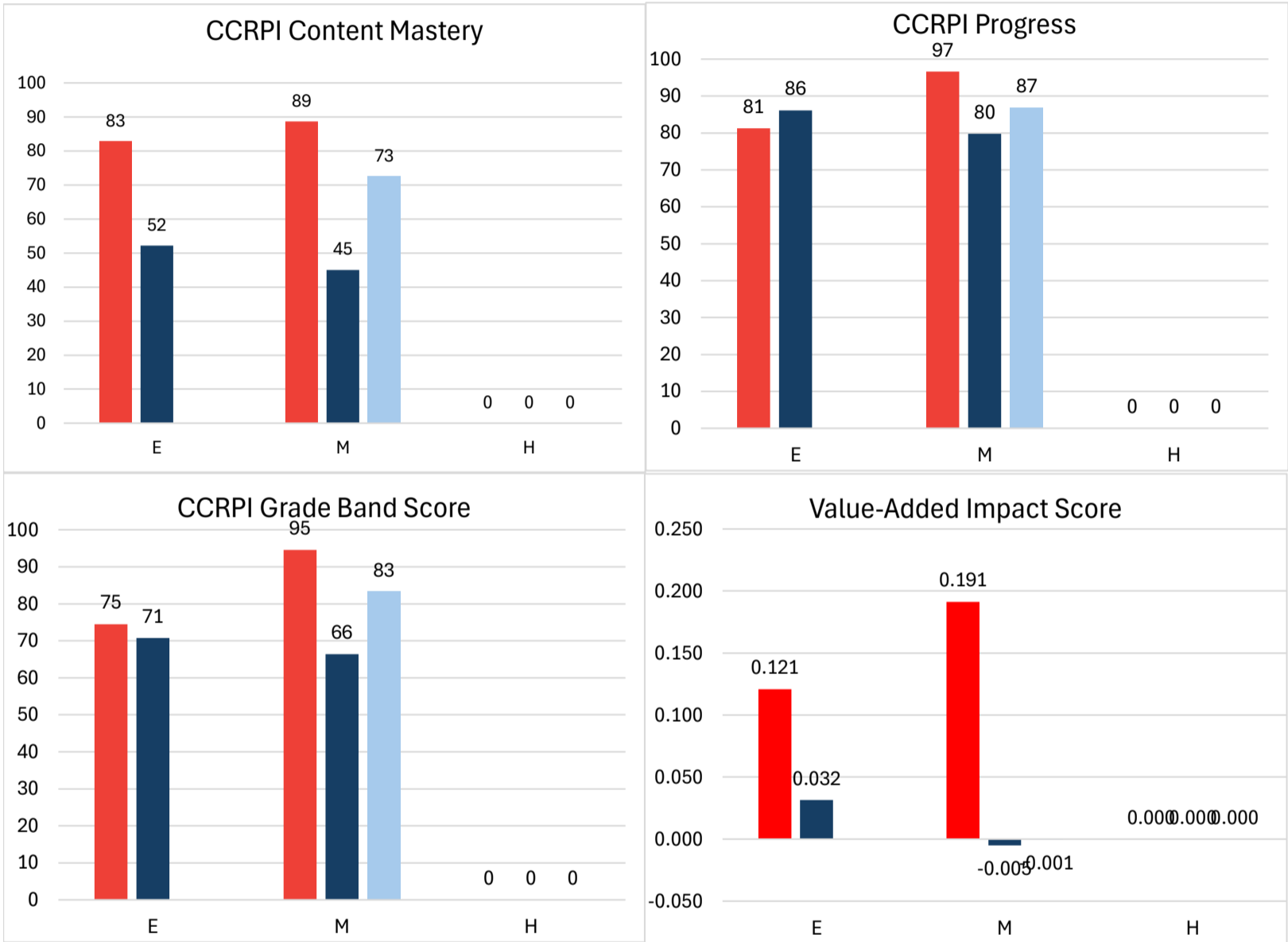
Overall Designations	
Exceeds	Outperforms by 10 or more points in all grade bands served on any one of combination of measures
Meets	Outperforms by at least 1 point in all grade bands served on any one or combination of measures.
Approaches	Performs no more than 2 points below in all grade bands served on any one or combination of measures.
Varied	Varied performance across grade bands. The school meets or exceeds in one grade band(s) and does not meet in the other(s).
Does Not Meet	Performs below in all grade bands served across all measures.

Indicator	Measure	Grade Band	Grade Band Designation
Grade Band Measures	CCRPI Content Mastery	E	Exceeds
		M	Exceeds
		H	--
	CCRPI Progress	E	DNM
		M	Exceeds
		H	--
	CCRPI Grade Band Score	E	Meets
		M	Exceeds
		H	--
	Value-Added Impact Scores	E	Meets
		M	Meets
		H	--

Grade Band Designations	
Exceeds	Outperforms by 10 or more points
Meets	Outperforms by at least 1 point
Approaches	Performs no more than 2 points below
Does Not Meet	Performs more than 2 points below

ACADEMIC PERFORMANCE BAR CHARTS

■ SCSC School Score ■ School-Level Comparison ■ District-Weighted Comparison



Resurgence Hall Middle Academy

SECTION II: FINANCIAL PERFORMANCE- New Method

Overall Designation
Meets Standards

Overall Designations	
80 points or more on both indicators	Meets Performance Standards
Any combination of scores otherwise noted for Meets and Does Not Meet designations	Approaches Performance Standards
69 points or less on both indicators	Does Not Meet Performance Standards

Indicator	Measure	Points Available	Points Earned	Measure Name	Measure Value	Data Source
Near Term Measures	1(a)	15	15	Current Ratio	1.562	School Audit Report: Governmental Funds- Balance Sheet
	1(b)	20	20	Unrestricted Days Cash	256	School Audit Report: Governmental Funds- Balance Sheet & Statement of Revenues, Expenditures, and Changes in Fund Balance
	1(c)	25	15	Annual Debt to Income	12.814%	School Audit Report: Statement of Revenues, Expenditures, and Changes in Fund Balance
	1(d)	10	10	Default	No	School Audit Report: Notes
Sustainability Measures	1(e)	15	15	Aggregated Efficiency Margin	24.963%	School Audit Report: Statement of Activities (most recent 3yrs if available), Notes-Pension Plan
	1(f)	15	15	Debt to Asset Ratio	76.144%	School Audit Report: Statement of Net Position

Indicator 1: Fiscal Viability, Points and Designation:	90	Meets
---	-----------	--------------

Indicator	Measure	Points Available	Points Earned	Measure Name	Explanation	Data Source
Financial Management and Oversight	2(a)	20	20	GAAP Standards	Did the school submit a clean audit?-Yes	School's Independent Annual Financial Audit
	2(b)	15	15	Federal Requirements	The school received all possible points because it complied with all material provisions of the Federal Requirements.	GADOE: Federal Program Monitoring/SCSC Monitoring
	2(c)	15	15	LUA Manual	The school received all possible points because it complied with all material provisions of the LUA manual.	SCSC Monitoring
	2(d)	20	20	School's Policies	The school received all possible points because it complied with all material provisions of the school's own policies.	SCSC Monitoring
	2(e)	10	5	Enrollment Variance	5.000%	SCSC Annual Enrollment Projection Form & GADOE: Data Collections, Student Enrollment by Grade Level
	2(f)	20	20	Timely Audit Submission	Did the school submit its audit by Nov. 1?-Yes	School Audit Report

Indicator 2: Fiscal Management & Oversight, Points and Designation:	95	Meets
--	-----------	--------------

By Financial Indicator Performance Expectations	
80-100 points	Meets Performance Standards
70-79 points	Approaches Performance Standards
0-69 points	Does Not Meet Performance Standards

Resurgence Hall Middle Academy

SECTION II: FINANCIAL PERFORMANCE- Old Method

Overall Designation	
Meets Standards	

Overall Designations	
80 points or more on both indicators	Meets Performance Standards
Any combination of scores otherwise noted for Meets and Does Not Meet designations	Approaches Performance Standards
69 points or less on both indicators	Does Not Meet Performance Standards

Indicator	Measure	Points Available	Points Earned	Measure Name	Measure Value	Data Source
Near Term Measures	1(a)	15	15	Current Ratio	1.562	School Audit Report: Governmental Funds- Balance Sheet
	1(b)	20	20	Unrestricted Days Cash	187	School Audit Report: Governmental Funds- Balance Sheet & Statement of Revenues, Expenditures, and Changes in Fund Balance
	1(c)	20	10	Annual Debt to Income	12.814%	School Audit Report: Statement of Revenues, Expenditures, and Changes in Fund Balance
	1(d)	10	10	Default	No	School Audit Report: Notes
Sustainability Measures	1(e)	15	15	Aggregated Efficiency Margin	24.963%	School Audit Report: Statement of Activities (most recent 3yrs if available), Notes-Pension Plan
	1(f)	20	20	Debt to Asset Ratio	76.144%	School Audit Report: Statement of Net Position

Indicator 1: Fiscal Viability, Points and Designation:	90	Meets
---	-----------	--------------

Indicator	Measure	Points Available	Points Earned	Measure Name	Explanation	Data Source
Financial Management and Oversight	2(a)	20	20	GAAP Standards	Did the school submit a clean audit?-Yes	School's Independent Annual Financial Audit
	2(b)	15	15	Federal Requirements	The school received all possible points because it compiled with all material provisions of the Federal Requirements.	GADOE: Federal Program Monitoring/SCSC Monitoring
	2(c)	15	15	LUA Manual	The school received all possible points because it compiled with all material provisions of the LUA manual.	SCSC Monitoring
	2(d)	20	20	School's Policies	The school received all possible points because it compiled with all material provisions of the school's own policies.	SCSC Monitoring
	2(e)	10	5	Enrollment Variance	5.000%	SCSC Annual Enrollment Projection Form & GADOE: Data Collections, Student Enrollment by Grade Level
	2(f)	20	20	Timely Audit Submission	Did the school submit its audit by Nov. 1?-Yes	School Audit Report

Indicator 2: Fiscal Management & Oversight, Points and Designation:	95	Meets
--	-----------	--------------

By Financial Indicator Performance Expectations	
80-100 points	Meets Performance Standards
70-79 points	Approaches Performance Standards
0-69 points	Does Not Meet Performance Standards

Resurgence Hall Middle Academy

SECTION III: OPERATIONAL PERFORMANCE


Overall Designation
Meets Standards

Overall Operations Performance Expectations	
80-100 points	Meets Performance Standards
70-79 points	Approaches Performance Standards
0-69 points	Does Not Meet Performance Standards

Indicator	Measure	Points Available	Points Earned	Explanation	Data Source
Educational Program Compliance	1(a)	4	4	The school received all possible points because it has fully implemented all essential or innovative features of its education and operational program and met all mission-specific goals included in its charter contract.	SCSC: Monitoring Activities
	1(b)	4	4	The school received all possible points because it received no findings indicating the school is out of compliance with all applicable laws, rules, regulations, and provisions of its charter contract relating to state education requirements.	SCSC: Monitoring Activities
	1(c)	4	4	The school received all possible points because it received no findings indicating the school is out of compliance with applicable laws, rules, regulations, and provisions of its charter contract relating to federal education requirements.	SCSC: Monitoring Activities
	1(d)	4	4	The school received all possible points because it complied with applicable laws, rules, regulations, and provisions of its charter contract relating to relevant reporting requirements.	SCSC: Monitoring Activities
Governance, Ethics and Transparency	2(a)	5	5	The school received all possible points because the school is complying with all applicable general governance requirements.	SCSC: Monitoring Activities
	2(b)	5	5	The school received all possible points because the school complied with the Georgia Open Meetings Act and Open Records Act requirements, and its budget was approved in accordance with state law.	SCSC: Monitoring Activities
	2(c)	5	5	The school received all possible points because all governing board members completed required training through the SCSC or approved alternate provider.	SCSC: Monitoring Activities
	2(d)	5	5	The school received all possible points because it complied with all applicable regulations relating to operating transparently and effectively communicating with stakeholders.	SCSC: Monitoring Activities
Obligations to Students	3(a)	6	6	The school received all possible points because it complied with all applicable laws, rules, regulations, provisions of its charter contract, and its policies relating to the rights of students.	SCSC: Monitoring Activities
	3(b)	6	6	The school received all possible points because it complied with all regulations relating to the treatment of students with identified disabilities and those suspected of having a disability.	SCSC: Monitoring Activities
	3(c)	6	6	The school received all possible points because it protects the rights of English Learners (ELs).	SCSC: Monitoring Activities
	4(a)	6	6	The school received all possible points because it complied with regulations relating to employee qualifications, employee evaluations, and criminal background checks.	SCSC: Monitoring Activities

Employer Qualifications, Evaluations and Criminal Records	4(b)	6	6	The school received all possible points because it complied with all applicable regulations relating to employment considerations.	SCSC: Monitoring Activities
	4(c)	6	6	The school received all possible points because it complied with all applicable regulations relating to employment considerations.	SCSC: Monitoring Activities
School Environment	5(a)	6	6	The school received all possible points because it complied with facilities requirements.	SCSC: Monitoring Activities
	5(b)	6	6	The school received all possible points because it complied with all applicable regulations relating to safety and the protection of student and employee health.	SCSC: Monitoring Activities
	5(c)	6	6	The school received all possible points because it complied with applicable regulations relating to providing required federal notices and the handling of information and stakeholder communication.	SCSC: Monitoring Activities
Additional Obligations	6(a)	4	4	The school received all possible points because school complied with all other legal, statutory, regulatory, or contractual requirements, that are not otherwise explicitly addressed in the Operational Standards.	SCSC: Monitoring Activities
	6(b)	6	6	The school received all possible points because it remedied noncompliance after proper notification.	SCSC: Monitoring Activities

Overall Points
100



**COMPREHENSIVE PERFORMANCE
FRAMEWORK**
for State Charter School Evaluation

RISE Preparatory Charter School

Section	Designation
Academic Performance	Does Not Meet Standards
Financial Performance	Does Not Meet Standards
Operational Performance	Does Not Meet Standards

Performance Track Record Across the Term				
Section	2021-22	2022-23	2023-24	2024-25
Academic Performance	NA	NA	Varied	DNM
Financial Performance	NA	NA	65/35	65/55
Operational Performance	NA	NA	51	64

RISE Preparatory Charter School

SECTION I: ACADEMIC PERFORMANCE

Overall Designation
Does Not Meet Standards

Explanation
The school earned a Does Not Meet designation because it performed at least two (2) points lower than the comparison score in each grade band served.

Overall Designations	
Exceeds	Outperforms by 10 or more points in all grade bands served on any one of combination of measures
Meets	Outperforms by at least 1 point in all grade bands served on any one or combination of measures.
Approaches	Performs no more than 2 points below in all grade bands served on any one or combination of measures.
Varied	Varied performance across grade bands. The school meets or exceeds in one grade band(s) and does not meet in the other(s).
Does Not Meet	Performs below in all grade bands served across all measures.

Indicator	Measure	Grade Band	Grade Band Designation
Grade Band Measures	CCRPI Content Mastery	E	DNM
		M	DNM
		H	--
	CCRPI Progress	E	DNM
		M	DNM
		H	--
	CCRPI Grade Band Score	E	DNM
		M	DNM
		H	--
	Value-Added Impact Scores	E	DNM
		M	DNM
		H	--

Grade Band Designations	
Exceeds	Outperforms by 10 or more points
Meets	Outperforms by at least 1 point
Approaches	Performs no more than 2 points below
Does Not Meet	Performs more than 2 points below

ACADEMIC PERFORMANCE BAR CHARTS

■ SCSC School Score ■ School-Level Comparison ■ District-Weighted Comparison



RISE Preparatory Charter School

SECTION II: FINANCIAL PERFORMANCE- New Method

Overall Designation
Does Not Meet Standards

Overall Designations	
80 points or more on both indicators	Meets Performance Standards
Any combination of scores otherwise noted for Meets and Does Not Meet designations	Approaches Performance Standards
69 points or less on both indicators	Does Not Meet Performance Standards

Indicator	Measure	Points Available	Points Earned	Measure Name	Measure Value	Data Source
Near Term Measures	1(a)	15	15	Current Ratio	11.292	School Audit Report: Governmental Funds- Balance Sheet
	1(b)	20	10	Unrestricted Days Cash	56	School Audit Report: Governmental Funds- Balance Sheet & Statement of Revenues, Expenditures, and Changes in Fund Balance
	1(c)	25	20	Annual Debt to Income	0.000%	School Audit Report: Statement of Revenues, Expenditures, and Changes in Fund Balance
	1(d)	10	10	Default	No	School Audit Report: Notes
Sustainability Measures	1(e)	15	10	Aggregated Efficiency Margin	-5.621%	School Audit Report: Statement of Activities (most recent 3yrs if available), Notes-Pension Plan
	1(f)	15	0	Debt to Asset Ratio	103.344%	School Audit Report: Statement of Net Position

Indicator 1: Fiscal Viability, Points and Designation:	65	Does Not Meet
---	-----------	----------------------

Indicator	Measure	Points Available	Points Earned	Measure Name	Explanation	Data Source
Financial Management and Oversight	2(a)	20	20	GAAP Standards	Did the school submit a clean audit?-Yes	School's Independent Annual Financial Audit
	2(b)	15	0	Federal Requirements	The school did not receive any points because it failed to comply with one or more material provisions of the Federal requirements. Specifically, the GaDOE reported that the school was not in compliance with one or more federal provisions during the GaDOE Cross-Functional Monitoring process.	GaDOE: Federal Program Monitoring/SCSC Monitoring
	2(c)	15	15	LUA Manual	The school received all possible points because it compiled with all material provisions of the LUA manual.	SCSC Monitoring
	2(d)	20	0	School's Policies	The school did not receive any points because it failed to comply with one or more material provisions of the school's own policies. Specifically, the school received	SCSC Monitoring
	2(e)	10	0	Enrollment Variance	32.397%	SCSC Annual Enrollment Projection Form & GADOE: Data Collections, Student Enrollment by Grade Level
	2(f)	20	20	Timely Audit Submission	Did the school submit its audit by Nov. 1?-Yes	School Audit Report

Indicator 2: Fiscal Management & Oversight, Points and Designation:	55	Does Not Meet
--	-----------	----------------------

By Financial Indicator Performance Expectations	
80-100 points	Meets Performance Standards
70-79 points	Approaches Performance Standards
0-69 points	Does Not Meet Performance Standards

RISE Preparatory Charter School

SECTION II: FINANCIAL PERFORMANCE- Old Method

Overall Designation
Does Not Meet Standards

Overall Designations	
80 points or more on both indicators	Meets Performance Standards
Any combination of scores otherwise noted for Meets and Does Not Meet designations	Approaches Performance Standards
69 points or less on both indicators	Does Not Meet Performance Standards

Indicator	Measure	Points Available	Points Earned	Measure Name	Measure Value	Data Source
Near Term Measures	1(a)	15	15	Current Ratio	11.292	School Audit Report: Governmental Funds- Balance Sheet
	1(b)	20	10	Unrestricted Days Cash	56	School Audit Report: Governmental Funds- Balance Sheet & Statement of Revenues, Expenditures, and Changes in Fund Balance
	1(c)	20	20	Annual Debt to Income	0.000%	School Audit Report: Statement of Revenues, Expenditures, and Changes in Fund Balance
	1(d)	10	10	Default	No	School Audit Report: Notes
Sustainability Measures	1(e)	15	10	Aggregated Efficiency Margin	-5.621%	School Audit Report: Statement of Activities (most recent 3yrs if available), Notes-Pension Plan
	1(f)	20	0	Debt to Asset Ratio	103.344%	School Audit Report: Statement of Net Position

Indicator 1: Fiscal Viability, Points and Designation:	65	Does Not Meet
---	-----------	----------------------

Indicator	Measure	Points Available	Points Earned	Measure Name	Explanation	Data Source
Financial Management and Oversight	2(a)	20	20	GAAP Standards	Did the school submit a clean audit?-Yes	School's Independent Annual Financial Audit
	2(b)	15	0	Federal Requirements	The school did not receive any points because it failed to comply with one or more material provisions of the Federal requirements. Specifically, the GaDOE reported that the school was not in compliance with one or more federal provisions during the GaDOE Cross-Functional Monitoring process.	GaDOE: Federal Program Monitoring/SCSC Monitoring
	2(c)	15	15	LUA Manual	The school received all possible points because it complied with all material provisions of the LUA manual.	SCSC Monitoring
	2(d)	20	0	School's Policies	The school did not receive any points because it failed to comply with one or more material provisions of the school's own policies. Specifically, the school received	SCSC Monitoring
	2(e)	10	0	Enrollment Variance	32.397%	SCSC Annual Enrollment Projection Form & GADOE: Data Collections, Student Enrollment by Grade Level
	2(f)	20	20	Timely Audit Submission	Did the school submit its audit by Nov. 1?-Yes	School Audit Report

Indicator 2: Fiscal Management & Oversight, Points and Designation:	55	Does Not Meet
--	-----------	----------------------

By Financial Indicator Performance Expectations	
80-100 points	Meets Performance Standards
70-79 points	Approaches Performance Standards
0-69 points	Does Not Meet Performance Standards

RISE Preparatory Charter School

SECTION III: OPERATIONAL PERFORMANCE

Overall Designation
Does Not Meet Standards


Overall Operations Performance Expectations	
80-100 points	Meets Performance Standards
70-79 points	Approaches Performance Standards
0-69 points	Does Not Meet Performance Standards

Indicator	Measure	Points Available	Points Earned	Explanation	Data Source
Educational Program Compliance	1(a)	4	4	The school received all possible points because it has fully implemented all essential or innovative features of its education and operational program and met all mission-specific goals included in its charter contract.	SCSC: Monitoring Activities
	1(b)	4	4	The school received all possible points because it received no findings indicating the school is out of compliance with all applicable laws, rules, regulations, and provisions of its charter contract relating to state education requirements.	SCSC: Monitoring Activities
	1(c)	4	0	The school did not receive any points because it received findings indicating the school is out of compliance with applicable laws, rules, regulations, and/or provisions of its charter contract relating to federal education requirements. Specifically, the school received 8 findings related to Education for Homeless Children and Youth (McKinney-Vento and ARP-HCY) (5 findings); Services for Foster Care Children; Title I-A, Improving the Academic Achieve. of the Disadvantaged (CFDA# 84.010); and Title I-A, Parent and Family Engagement from the Georgia Department of Education's FY25 Cross-Functional Monitoring.	GaDOE: Federal Program Monitoring
	1(d)	4	0	The school did not receive any points because it failed to comply with three or more applicable laws, rules, regulations, and/or provisions of its charter contract relating to relevant requirements. Specifically, the Georgia Department of Education reported that the school did not submit its FTE 2025-3, Student Class Size 2025-D, and CPI 2025-2 on time.	GaDOE: Data Collections On-Time Report
Governance, Ethics and Transparency	2(a)	5	5	The school received all possible points because the school is complying with all applicable general governance requirements.	SCSC: Monitoring Activities
	2(b)	5	0	The school did not receive any points because it failed to comply with at least one applicable state law requirement regarding the passage of the school's annual budget.	SCSC: Monitoring Results
	2(c)	5	0	The school did not receive any points because all governing board members failed to completed required training through the SCSC or approved alternate provider.	SCSC: Training Rosters
	2(d)	5	5	The school received all possible points because it complied with all applicable regulations relating to operating transparently and effectively communicating with stakeholders.	SCSC: Monitoring Activities

Obligations to Students	3(a)	6	4	The school received partial points because it failed to comply with at least one applicable law, rule or regulation regarding protecting the rights of all students, but adequately remedied its finding(s) and regained compliance. Specifically, the school received three findings in its FY25 SCSC Monitoring Results for its admissions application, professional development for the school's homeless liason, and procedure for providing information to relevant stakeholders about their protection from discrimination on the basis of race ,national origin, and color but made reasonable efforts to remediate the findings to regain compliance.	SCSC: Monitoring Results
	3(b)	6	6	The school received all possible points because it compiled with all regulations relating to the treatment of students with identified disabilities and those suspected of having a disability.	SCSC: Monitoring Activities
	3(c)	6	4	The school received partial points because the school failed to comply with at least one applicable regulation relating to EL requirements, but the school adequately remedied its finding(s) and regained compliance. Specifically, the school received a finding in its FY25 SCSC Monitoring Results for its procedures for identifying and serving English Learners but made reasonable efforts to remediate the finding to regain compliance.	SCSC: Monitoring Results
Employer Qualifications, Evaluations and Criminal Records	4(a)	6	6	The school received all possible points because it complied with regulations relating to employee qualifications, employee evaluations, and criminal background checks.	SCSC: Monitoring Activities
	4(b)	6	4	The school received partial points because it failed to comply with at least one applicable regulation relating to employment considerations, but adequately remedied its finding(s) and regained compliance. Specifically, the school received a finding in its FY25 SCSC Monitoring Results for its Employee and/or staff handbook but made reasonable efforts to remediate the finding to regain compliance.	SCSC: Monitoring Results
	4(c)	6	6	The school received all possible points because it complied with all applicable regulations relating to employment considerations.	SCSC: Monitoring Activities
School Environment	5(a)	6	4	The school received partial points because the school failed to comply with at least one applicable law, rule or regulation reagrdng facilities, but remedied the finding(s) and regained compliance. Specifically, the school received a finding in its FY25 SCSC Monitoring Results for its school safety plan but made reasonable efforts to remediate the finding to regain compliance.	SCSC: Monitoring Results
	5(b)	6	0	The school did not receive any points because it failed to comply with applicable regulations relating to safety and the protection of student and employee health. Specifically, the school received four findings in its FY25 SCSC Monitoring Results for its diabetes training certification documentation, policy on identifying and reporting child abuse, mandated process for student reporting of alleged sexually inappropriate behavior by teachers or other school personnel, and seizure action plan and did not submit a corrective action plan that demonstrated remediation of all findings.	SCSC: Monitoring Results

	5(c)	6	6	The school received all possible points because it complied with applicable regulations relating to providing required federal notices and the handling of information and stakeholder communication.	SCSC: Monitoring Activities
Additional Obligations	6(a)	4	0	The school did not receive and any points because it failed to comply with at least one other applicable law, rule, regulation, provision of its charter contract, or its policies that is not otherwise explicitly addressed in the Operational Standards. Specifically, the school did not attend the FY25 GaDOE Data Conference, as required by its charter contract. Additionally, the school received a finding in its FY25 SCSC Monitoring Results for its surety bond and did not submit a corrective action plan that demonstrated remediation.	GaDOE: Nutrition Program
	6(b)	6	6	The school received all possible points because it remedied noncompliance after proper notification.	SCSC: Monitoring Activities

Overall Points
64



COMPREHENSIVE PERFORMANCE
FRAMEWORK
for State Charter School Evaluation

Rocky Creek Charter Academy

Section	Designation
Academic Performance	Exceeds Standards
Financial Performance	Approaches Standards
Operational Performance	Approaches Standards

Performance Track Record Across the Term				
Section	2021-22	2022-23	2023-24	2024-25
Academic Performance	NA	NA	NA	Exceeds
Financial Performance	NA	NA	NA	80/75
Operational Performance	NA	NA	NA	77

Rocky Creek Charter Academy

SECTION I: ACADEMIC PERFORMANCE

Overall Designation
Exceeds Standards

Explanation
The school earned an Exceeds designation because it outperformed the comparison score by 10 or more points on at least one academic measure in each grade band served.

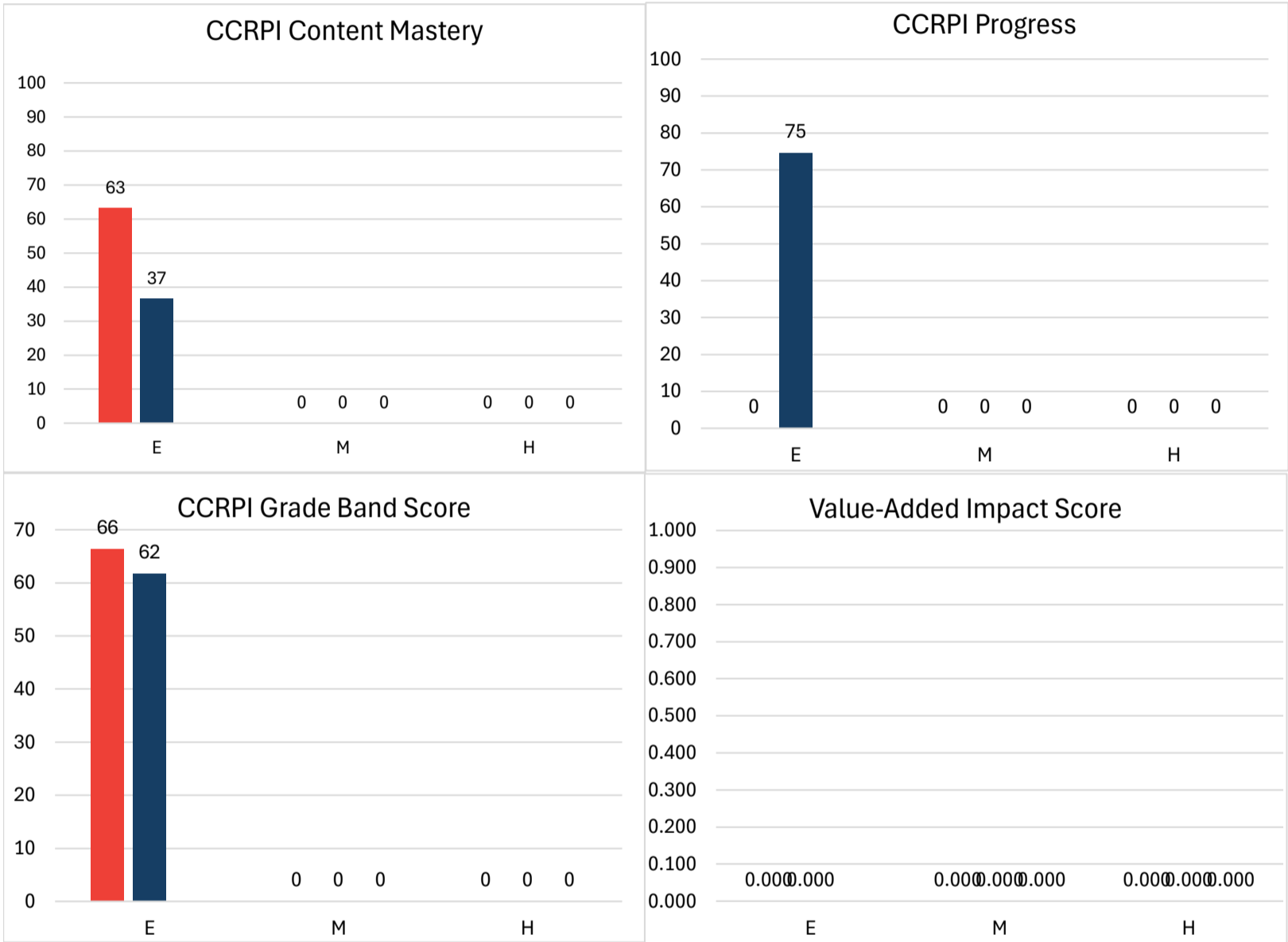
Overall Designations	
Exceeds	Outperforms by 10 or more points in all grade bands served on any one of combination of measures
Meets	Outperforms by at least 1 point in all grade bands served on any one or combination of measures.
Approaches	Performs no more than 2 points below in all grade bands served on any one or combination of measures.
Varied	Varied performance across grade bands. The school meets or exceeds in one grade band(s) and does not meet in the other(s).
Does Not Meet	Performs below in all grade bands served across all measures.

Indicator	Measure	Grade Band	Grade Band Designation
Grade Band Measures	CCRPI Content Mastery	E	Exceeds
		M	--
		H	--
	CCRPI Progress	E	NA
		M	--
		H	--
	CCRPI Grade Band Score	E	Meets
		M	--
		H	--
	Value-Added Impact Scores	E	NA
		M	--
		H	--

Grade Band Designations	
Exceeds	Outperforms by 10 or more points
Meets	Outperforms by at least 1 point
Approaches	Performs no more than 2 points below
Does Not Meet	Performs more than 2 points below

ACADEMIC PERFORMANCE BAR CHARTS

■ SCSC School Score ■ School-Level Comparison ■ District-Weighted Comparison



Rocky Creek Charter Academy

SECTION II: FINANCIAL PERFORMANCE- New Method

Overall Designation
Approaches Standards

Overall Designations	
80 points or more on both indicators	Meets Performance Standards
Any combination of scores otherwise noted for Meets and Does Not Meet designations	Approaches Performance Standards
69 points or less on both indicators	Does Not Meet Performance Standards

Indicator	Measure	Points Available	Points Earned	Measure Name	Measure Value	Data Source
Near Term Measures	1(a)	15	15	Current Ratio	2.178	School Audit Report: Governmental Funds- Balance Sheet
	1(b)	20	0	Unrestricted Days Cash	1	School Audit Report: Governmental Funds- Balance Sheet & Statement of Revenues, Expenditures, and Changes in Fund Balance
	1(c)	25	20	Annual Debt to Income	0.000%	School Audit Report: Statement of Revenues, Expenditures, and Changes in Fund Balance
	1(d)	10	10	Default	No	School Audit Report: Notes
Sustainability Measures	1(e)	15	15	Aggregated Efficiency Margin	0.000%	School Audit Report: Statement of Activities (most recent 3yrs if available), Notes-Pension Plan
	1(f)	15	15	Debt to Asset Ratio	42.177%	School Audit Report: Statement of Net Position

Indicator 1: Fiscal Viability, Points and Designation:	75	Approaches
---	-----------	-------------------

Indicator	Measure	Points Available	Points Earned	Measure Name	Explanation	Data Source
Financial Management and Oversight	2(a)	20	20	GAAP Standards	Did the school submit a clean audit?-Yes	School's Independent Annual Financial Audit
	2(b)	15	0	Federal Requirements	The school did not receive any points because it failed to comply with one or more material provisions of the Federal requirements. Specifically, the school received a finding in its FY25 SCSC Monitoring Letter regarding its property records, and failed to demonstrate reasonable efforts to remediate all findings to regain compliance.	GADOE: Federal Program Monitoring/SCSC Monitoring
	2(c)	15	15	LUA Manual	The school received all possible points because it compiled with all material provisions of the LUA manual.	SCSC Monitoring
	2(d)	20	20	School's Policies	The school received all possible points because it compiled with all material provisions of the school's own policies.	SCSC Monitoring
	2(e)	10	0	Enrollment Variance	49.462%	SCSC Annual Enrollment Projection Form & GADOE: Data Collections, Student Enrollment by Grade Level
	2(f)	20	20	Timely Audit Submission	Did the school submit its audit by Nov. 1?-Yes	School Audit Report

Indicator 2: Fiscal Management & Oversight, Points and Designation:	75	Approaches
--	-----------	-------------------

By Financial Indicator Performance Expectations	
80-100 points	Meets Performance Standards
70-79 points	Approaches Performance Standards
0-69 points	Does Not Meet Performance Standards

Rocky Creek Charter Academy

SECTION II: FINANCIAL PERFORMANCE- Old Method

Overall Designation
Approaches Standards

Overall Designations	
80 points or more on both indicators	Meets Performance Standards
Any combination of scores otherwise noted for Meets and Does Not Meet designations	Approaches Performance Standards
69 points or less on both indicators	Does Not Meet Performance Standards

Indicator	Measure	Points Available	Points Earned	Measure Name	Measure Value	Data Source
Near Term Measures	1(a)	15	15	Current Ratio	2.178	School Audit Report: Governmental Funds- Balance Sheet
	1(b)	20	0	Unrestricted Days Cash	-18	School Audit Report: Governmental Funds- Balance Sheet & Statement of Revenues, Expenditures, and Changes in Fund Balance
	1(c)	20	20	Annual Debt to Income	0.000%	School Audit Report: Statement of Revenues, Expenditures, and Changes in Fund Balance
	1(d)	10	10	Default	No	School Audit Report: Notes
Sustainability Measures	1(e)	15	15	Aggregated Efficiency Margin	0.000%	School Audit Report: Statement of Activities (most recent 3yrs if available), Notes-Pension Plan
	1(f)	20	20	Debt to Asset Ratio	42.177%	School Audit Report: Statement of Net Position

Indicator 1: Fiscal Viability, Points and Designation:	80	Meets
---	-----------	--------------

Indicator	Measure	Points Available	Points Earned	Measure Name	Explanation	Data Source
Financial Management and Oversight	2(a)	20	20	GAAP Standards	Did the school submit a clean audit?-Yes	School's Independent Annual Financial Audit
	2(b)	15	0	Federal Requirements	The school did not receive any points because it failed to comply with one or more material provisions of the Federal requirements. Specifically, the school received a finding in its FY25 SCSC Monitoring Letter regarding its property records, and failed to demonstrate reasonable efforts to remediate all findings to regain compliance.	GADOE: Federal Program Monitoring/SCSC Monitoring
	2(c)	15	15	LUA Manual	The school received all possible points because it complied with all material provisions of the LUA manual.	SCSC Monitoring
	2(d)	20	20	School's Policies	The school received all possible points because it complied with all material provisions of the school's own policies.	SCSC Monitoring
	2(e)	10	0	Enrollment Variance	49.462%	SCSC Annual Enrollment Projection Form & GADOE: Data Collections, Student Enrollment by Grade Level
	2(f)	20	20	Timely Audit Submission	Did the school submit its audit by Nov. 1?-Yes	School Audit Report

Indicator 2: Fiscal Management & Oversight, Points and Designation:	75	Approaches
--	-----------	-------------------

By Financial Indicator Performance Expectations	
80-100 points	Meets Performance Standards
70-79 points	Approaches Performance Standards
0-69 points	Does Not Meet Performance Standards

Rocky Creek Charter Academy

SECTION III: OPERATIONAL PERFORMANCE


Overall Designation
Approaches Standards

Overall Operations Performance Expectations	
80-100 points	Meets Performance Standards
70-79 points	Approaches Performance Standards
0-69 points	Does Not Meet Performance Standards

Indicator	Measure	Points Available	Points Earned	Explanation	Data Source
Educational Program Compliance	1(a)	4	4	The school received all possible points because it has fully implemented all essential or innovative features of its education and operational program and met all mission-specific goals included in its charter contract.	SCSC: Monitoring Activities
	1(b)	4	4	The school received all possible points because it received no findings indicating the school is out of compliance with all applicable laws, rules, regulations, and provisions of its charter contract relating to state education requirements.	SCSC: Monitoring Activities
	1(c)	4	4	The school received all possible points because it received no findings indicating the school is out of compliance with applicable laws, rules, regulations, and provisions of its charter contract relating to federal education requirements.	SCSC: Monitoring Activities
	1(d)	4	4	The school received all possible points because it complied with applicable laws, rules, regulations, and provisions of its charter contract relating to relevant reporting requirements.	SCSC: Monitoring Activities
Governance, Ethics and Transparency	2(a)	5	5	The school received all possible points because the school is complying with all applicable general governance requirements.	SCSC: Monitoring Activities
	2(b)	5	5	The school received all possible points because the school complied with the Georgia Open Meetings Act and Open Records Act requirements, and its budget was approved in accordance with state law.	SCSC: Monitoring Activities
	2(c)	5	5	The school received all possible points because all governing board members completed required training through the SCSC or approved alternate provider.	SCSC: Monitoring Activities
	2(d)	5	0	The school did not receive any points because it failed to comply with applicable regulations relating to operating transparently and effectively communicating with stakeholders. Specifically, the school received two findings in its FY25 Website Monitoring Letter and did not make reasonable efforts to remediate the findings to regain compliance.	SCSC: Website Monitoring
Obligations to Students	3(a)	6	0	The school did not receive any points because it failed to comply with at least one applicable law, rule, regulation, provision of its charter contract, or its policies relating to the rights of students. Specifically, the school received a finding in its FY25 SCSC Monitoring Results for its Title IX Coordinator notice and did not submit a corrective action plan that demonstrated remediation.	SCSC: Monitoring Results
	3(b)	6	6	The school received all possible points because it complied with all regulations relating to the treatment of students with identified disabilities and those suspected of having a disability.	SCSC: Monitoring Activities

	3(c)	6	4	The school received partial points because the school failed to comply with at least one applicable regulation relating to EL requirements, but the school adequately remedied its finding(s) and regained compliance. Specifically, the school received a finding in its FY25 SCSC Monitoring Results for its procedures for identifying and serving English Learners but made reasonable efforts to remediate the finding to regain compliance.	SCSC: Monitoring Results
Employer Qualifications, Evaluations and Criminal Records	4(a)	6	6	The school received all possible points because it complied with regulations relating to employee qualifications, employee evaluations, and criminal background checks.	SCSC: Monitoring Activities
	4(b)	6	6	The school received all possible points because it complied with all applicable regulations relating to employment considerations.	SCSC: Monitoring Activities
	4(c)	6	6	The school received all possible points because it complied with all applicable regulations relating to employment considerations.	SCSC: Monitoring Activities
School Environment	5(a)	6	0	The school did not receive any points because it failed to comply with at least one applicable law, rule, regulation, provision of its charter contract, or its policies relating to school facilities. Specifically, the school received two findings in its FY25 SCSC Monitoring Results for its health & safety visit and did not submit a corrective action plan that demonstrated remediation.	SCSC: Monitoring Results
	5(b)	6	6	The school received all possible points because it complied with all applicable regulations relating to safety and the protection of student and employee health.	SCSC: Monitoring Activities
	5(c)	6	6	The school received all possible points because it complied with applicable regulations relating to providing required federal notices and the handling of information and stakeholder communication.	SCSC: Monitoring Activities
Additional Obligations	6(a)	4	0	The school did not receive any points because it failed to comply with at least one other applicable law, rule, regulation, provision of its charter contract, or its policies that is not otherwise explicitly addressed in the Operational Standards. Specifically, the school received a finding in its FY25 SCSC Monitoring Results for its surety bond and did not submit a corrective action plan that demonstrated remediation.	SCSC: Monitoring Results
	6(b)	6	6	The school received all possible points because it remedied noncompliance after proper notification.	SCSC: Monitoring Activities

Overall Points
77



**COMPREHENSIVE PERFORMANCE
FRAMEWORK**
for State Charter School Evaluation

SAIL – School for Arts-Infused Learning

Section	Designation
Academic Performance	Meets Standards
Financial Performance	Approaches Standards
Operational Performance	Meets Standards

Performance Track Record Across the Term				
Section	2021-22	2022-23	2023-24	2024-25
Academic Performance	DNM	APP	Varied	Meets
Financial Performance	65	95	70/70	75/85
Operational Performance	78	74	76	92

SAIL – School for Arts-Infused Learning

SECTION I: ACADEMIC PERFORMANCE

Overall Designation
Meets Standards

Explanation
The school earned a Meets designation because it outperformed the comparison score on at least one of the academic measures in each grade band served.

Overall Designations	
Exceeds	Outperforms by 10 or more points in all grade bands served on any one of combination of measures
Meets	Outperforms by at least 1 point in all grade bands served on any one or combination of measures.
Approaches	Performs no more than 2 points below in all grade bands served on any one or combination of measures.
Varied	Varied performance across grade bands. The school meets or exceeds in one grade band(s) and does not meet in the other(s).
Does Not Meet	Performs below in all grade bands served across all measures.

Indicator	Measure	Grade Band	Grade Band Designation
Grade Band Measures	CCRPI Content Mastery	E	DNM
		M	DNM
		H	--
	CCRPI Progress	E	Meets
		M	Meets
		H	--
	CCRPI Grade Band Score	E	Meets
		M	DNM
		H	--
	Value-Added Impact Scores	E	DNM
		M	DNM
		H	--

Grade Band Designations	
Exceeds	Outperforms by 10 or more points
Meets	Outperforms by at least 1 point
Approaches	Performs no more than 2 points below
Does Not Meet	Performs more than 2 points below

ACADEMIC PERFORMANCE BAR CHARTS

■ SCSC School Score ■ School-Level Comparison ■ District-Weighted Comparison



SAIL – School for Arts-Infused Learning

SECTION II: FINANCIAL PERFORMANCE- New Method

Overall Designation
Approaches Standards

Overall Designations	
80 points or more on both indicators	Meets Performance Standards
Any combination of scores otherwise noted for Meets and Does Not Meet designations	Approaches Performance Standards
69 points or less on both indicators	Does Not Meet Performance Standards

Indicator	Measure	Points Available	Points Earned	Measure Name	Measure Value	Data Source
Near Term Measures	1(a)	15	15	Current Ratio	37.327	School Audit Report: Governmental Funds- Balance Sheet
	1(b)	20	20	Unrestricted Days Cash	241	School Audit Report: Governmental Funds- Balance Sheet & Statement of Revenues, Expenditures, and Changes in Fund Balance
	1(c)	25	15	Annual Debt to Income	10.436%	School Audit Report: Statement of Revenues, Expenditures, and Changes in Fund Balance
	1(d)	10	10	Default	No	School Audit Report: Notes
Sustainability Measures	1(e)	15	15	Aggregated Efficiency Margin	7.671%	School Audit Report: Statement of Activities (most recent 3yrs if available), Notes-Pension Plan
	1(f)	15	0	Debt to Asset Ratio	101.208%	School Audit Report: Statement of Net Position

Indicator 1: Fiscal Viability, Points and Designation:	75	Approaches
---	-----------	-------------------

Indicator	Measure	Points Available	Points Earned	Measure Name	Explanation	Data Source
Financial Management and Oversight	2(a)	20	20	GAAP Standards	Did the school submit a clean audit?-Yes	School's Independent Annual Financial Audit
	2(b)	15	0	Federal Requirements	The school did not receive any points because it failed to comply with one or more material provisions of the Federal requirements. Specifically, the GaDOE reported that the school was not in compliance with one or more federal provisions during the GaDOE Cross-Functional Monitoring process.	GaDOE: Federal Program Monitoring/SCSC Monitoring
	2(c)	15	15	LUA Manual	The school received all possible points because it compiled with all material provisions of the LUA manual.	SCSC Monitoring
	2(d)	20	20	School's Policies	The school received all possible points because it compiled with all material provisions of the school's own policies.	SCSC Monitoring
	2(e)	10	10	Enrollment Variance	1.947%	SCSC Annual Enrollment Projection Form & GADOE: Data Collections, Student Enrollment by Grade Level
	2(f)	20	20	Timely Audit Submission	Did the school submit its audit by Nov. 1?-Yes	School Audit Report

Indicator 2: Fiscal Management & Oversight, Points and Designation:	85	Meets
--	-----------	--------------

By Financial Indicator Performance Expectations	
80-100 points	Meets Performance Standards
70-79 points	Approaches Performance Standards
0-69 points	Does Not Meet Performance Standards

SAIL – School for Arts-Infused Learning

SECTION II: FINANCIAL PERFORMANCE- Old Method

Overall Designation
Approaches Standards

Overall Designations	
80 points or more on both indicators	Meets Performance Standards
Any combination of scores otherwise noted for Meets and Does Not Meet designations	Approaches Performance Standards
69 points or less on both indicators	Does Not Meet Performance Standards

Indicator	Measure	Points Available	Points Earned	Measure Name	Measure Value	Data Source
Near Term Measures	1(a)	15	15	Current Ratio	37.327	School Audit Report: Governmental Funds- Balance Sheet
	1(b)	20	20	Unrestricted Days Cash	202	School Audit Report: Governmental Funds- Balance Sheet & Statement of Revenues, Expenditures, and Changes in Fund Balance
	1(c)	20	10	Annual Debt to Income	10.436%	School Audit Report: Statement of Revenues, Expenditures, and Changes in Fund Balance
	1(d)	10	10	Default	No	School Audit Report: Notes
Sustainability Measures	1(e)	15	15	Aggregated Efficiency Margin	7.671%	School Audit Report: Statement of Activities (most recent 3yrs if available), Notes-Pension Plan
	1(f)	20	0	Debt to Asset Ratio	101.208%	School Audit Report: Statement of Net Position

Indicator 1: Fiscal Viability, Points and Designation:	70	Approaches
---	-----------	-------------------

Indicator	Measure	Points Available	Points Earned	Measure Name	Explanation	Data Source
Financial Management and Oversight	2(a)	20	20	GAAP Standards	Did the school submit a clean audit?-Yes	School's Independent Annual Financial Audit
	2(b)	15	0	Federal Requirements	The school did not receive any points because it failed to comply with one or more material provisions of the Federal requirements. Specifically, the GaDOE reported that the school was not in compliance with one or more federal provisions during the GaDOE Cross-Functional Monitoring process.	GaDOE: Federal Program Monitoring/SCSC Monitoring
	2(c)	15	15	LUA Manual	The school received all possible points because it complied with all material provisions of the LUA manual.	SCSC Monitoring
	2(d)	20	20	School's Policies	The school received all possible points because it complied with all material provisions of the school's own policies.	SCSC Monitoring
	2(e)	10	10	Enrollment Variance	1.947%	SCSC Annual Enrollment Projection Form & GADOE: Data Collections, Student Enrollment by Grade Level
	2(f)	20	20	Timely Audit Submission	Did the school submit its audit by Nov. 1?-Yes	School Audit Report

Indicator 2: Fiscal Management & Oversight, Points and Designation:	85	Meets
--	-----------	--------------

By Financial Indicator Performance Expectations	
80-100 points	Meets Performance Standards
70-79 points	Approaches Performance Standards
0-69 points	Does Not Meet Performance Standards

SAIL – School for Arts-Infused Learning

SECTION III: OPERATIONAL PERFORMANCE


Overall Designation
Meets Standards

Overall Operations Performance Expectations	
80-100 points	Meets Performance Standards
70-79 points	Approaches Performance Standards
0-69 points	Does Not Meet Performance Standards

Indicator	Measure	Points Available	Points Earned	Explanation	Data Source
Educational Program Compliance	1(a)	4	4	The school received all possible points because it has fully implemented all essential or innovative features of its education and operational program and met all mission-specific goals included in its charter contract.	SCSC: Monitoring Activities
	1(b)	4	4	The school received all possible points because it received no findings indicating the school is out of compliance with all applicable laws, rules, regulations, and provisions of its charter contract relating to state education requirements.	SCSC: Monitoring Activities
	1(c)	4	2	The school received partial points because it received a finding indicating the school is out of compliance with federal education requirements. Specifically, the school received a finding related to Services for Foster Care Children from the Georgia Department of Education's FY25 Cross-Functional Monitoring.	GaDOE: Federal Program Monitoring
	1(d)	4	2	The school received partial points because it failed to comply with two or fewer relevant reporting requirement but complied with all others. Specifically, the Georgia Department of Education reported that the school did not submit its DE46 Actual Budget on time.	GaDOE: Financial Reports
Governance, Ethics and Transparency	2(a)	5	5	The school received all possible points because the school is complying with all applicable general governance requirements.	SCSC: Monitoring Activities
	2(b)	5	3	The school received partial points because the school was found out compliance with the Georgia Open Meetings Act, Open Records Act, and/or budget approval requirements, but adequately remedied its finding(s) and regained compliance. Specifically, the school received a finding in its FY25 SCSC Monitoring Results for its executive session documentation but made reasonable efforts to remediate the finding to regain compliance	SCSC: Monitoring Results
	2(c)	5	5	The school received all possible points because all governing board members completed required training through the SCSC or approved alternate provider.	SCSC: Monitoring Activities
	2(d)	5	5	The school received all possible points because it complied with all applicable regulations relating to operating transparently and effectively communicating with stakeholders.	SCSC: Monitoring Activities
Obligations to Students	3(a)	6	6	The school received all possible points because it complied with all applicable laws, rules, regulations, provisions of its charter contract, and its policies relating to the rights of students.	SCSC: Monitoring Activities
	3(b)	6	6	The school received all possible points because it complied with all regulations relating to the treatment of students with identified disabilities and those suspected of having a disability.	SCSC: Monitoring Activities

	3(c)	6	6	The school received all possible points because it protects the rights of English Learners (ELs).	SCSC: Monitoring Activities
Employer Qualifications, Evaluations and Criminal Records	4(a)	6	6	The school received all possible points because it complied with regulations relating to employee qualifications, employee evaluations, and criminal background checks.	SCSC: Monitoring Activities
	4(b)	6	6	The school received all possible points because it complied with all applicable regulations relating to employment considerations.	SCSC: Monitoring Activities
	4(c)	6	6	The school received all possible points because it complied with all applicable regulations relating to employment considerations.	SCSC: Monitoring Activities
School Environment	5(a)	6	4	The school received partial points because the school failed to comply with at least one applicable law, rule or regulation regarding facilities, but remedied the finding(s) and regained compliance. Specifically, the school received a finding in its FY25 SCSC Monitoring Results for its certificate of insurance but made reasonable efforts to remediate the finding to regain compliance	SCSC: Monitoring Results
	5(b)	6	6	The school received all possible points because it complied with all applicable regulations relating to safety and the protection of student and employee health.	SCSC: Monitoring Activities
	5(c)	6	6	The school received all possible points because it complied with applicable regulations relating to providing required federal notices and the handling of information and stakeholder communication.	SCSC: Monitoring Activities
Additional Obligations	6(a)	4	4	The school received all possible points because school complied with all other legal, statutory, regulatory, or contractual requirements, that are not otherwise explicitly addressed in the Operational Standards.	SCSC: Monitoring Activities
	6(b)	6	6	The school received all possible points because it remedied noncompliance after proper notification.	SCSC: Monitoring Activities

Overall Points
92



**COMPREHENSIVE PERFORMANCE
FRAMEWORK**
for State Charter School Evaluation

Sankofa Montessori

Section	Designation
Academic Performance	Does Not Meet Standards
Financial Performance	Approaches Standards
Operational Performance	Meets Standards

Performance Track Record Across the Term				
Section	2021-22	2022-23	2023-24	2024-25
Academic Performance	NA	NA	NA	DNM
Financial Performance	NA	NA	75/85	65/75
Operational Performance	NA	NA	77	88

Sankofa Montessori

SECTION I: ACADEMIC PERFORMANCE

Overall Designation
Does Not Meet Standards

Explanation
The school earned a Does Not Meet designation because it performed at least two (2) points lower than the comparison score in each grade band served.

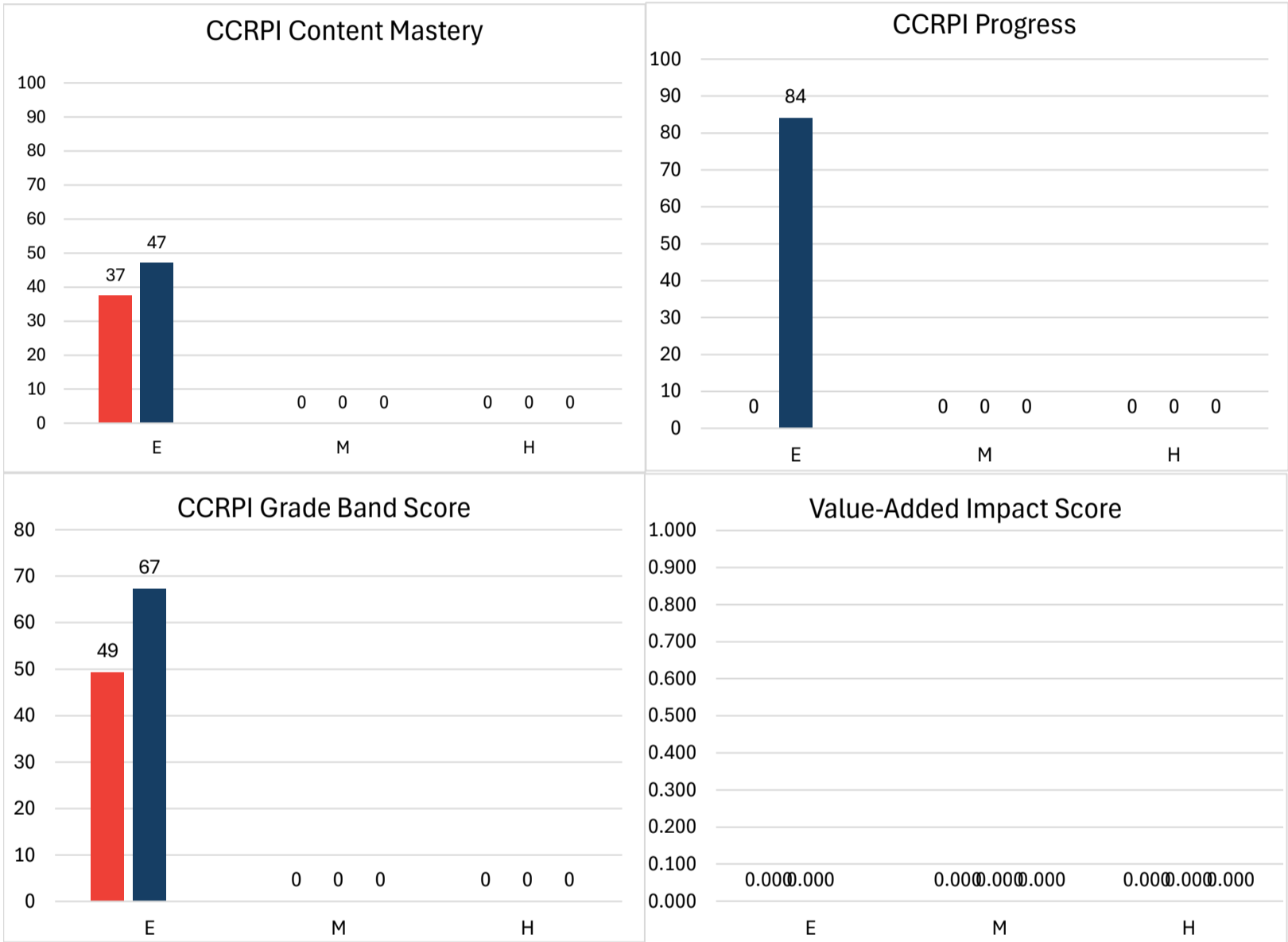
Overall Designations	
Exceeds	Outperforms by 10 or more points in all grade bands served on any one of combination of measures
Meets	Outperforms by at least 1 point in all grade bands served on any one or combination of measures.
Approaches	Performs no more than 2 points below in all grade bands served on any one or combination of measures.
Varied	Varied performance across grade bands. The school meets or exceeds in one grade band(s) and does not meet in the other(s).
Does Not Meet	Performs below in all grade bands served across all measures.

Indicator	Measure	Grade Band	Grade Band Designation
Grade Band Measures	CCRPI Content Mastery	E	DNM
		M	--
		H	--
	CCRPI Progress	E	NA
		M	--
		H	--
	CCRPI Grade Band Score	E	DNM
		M	--
		H	--
	Value-Added Impact Scores	E	NA
		M	--
		H	--

Grade Band Designations	
Exceeds	Outperforms by 10 or more points
Meets	Outperforms by at least 1 point
Approaches	Performs no more than 2 points below
Does Not Meet	Performs more than 2 points below

ACADEMIC PERFORMANCE BAR CHARTS

■ SCSC School Score ■ School-Level Comparison ■ District-Weighted Comparison



Sankofa Montessori

SECTION II: FINANCIAL PERFORMANCE- New Method

Overall Designation
Approaches Standards

Overall Designations	
80 points or more on both indicators	Meets Performance Standards
Any combination of scores otherwise noted for Meets and Does Not Meet designations	Approaches Performance Standards
69 points or less on both indicators	Does Not Meet Performance Standards

Indicator	Measure	Points Available	Points Earned	Measure Name	Measure Value	Data Source
Near Term Measures	1(a)	15	15	Current Ratio	1.728	School Audit Report: Governmental Funds- Balance Sheet
	1(b)	20	10	Unrestricted Days Cash	40	School Audit Report: Governmental Funds- Balance Sheet & Statement of Revenues, Expenditures, and Changes in Fund Balance
	1(c)	25	20	Annual Debt to Income	0.460%	School Audit Report: Statement of Revenues, Expenditures, and Changes in Fund Balance
	1(d)	10	10	Default	No	School Audit Report: Notes
Sustainability Measures	1(e)	15	10	Aggregated Efficiency Margin	-3.284%	School Audit Report: Statement of Activities (most recent 3yrs if available), Notes-Pension Plan
	1(f)	15	0	Debt to Asset Ratio	100.182%	School Audit Report: Statement of Net Position

Indicator 1: Fiscal Viability, Points and Designation:	65	Does Not Meet
---	-----------	----------------------

Indicator	Measure	Points Available	Points Earned	Measure Name	Explanation	Data Source
Financial Management and Oversight	2(a)	20	20	GAAP Standards	Did the school submit a clean audit?-Yes	School's Independent Annual Financial Audit
	2(b)	15	0	Federal Requirements	The school did not receive any points because it failed to comply with one or more material provisions of the Federal requirements. Specifically, the GaDOE reported that the school was not in compliance with one or more federal provisions during the GaDOE Cross-Functional Monitoring process.	GaDOE: Federal Program Monitoring/SCSC Monitoring
	2(c)	15	15	LUA Manual	The school received all possible points because it compiled with all material provisions of the LUA manual.	SCSC Monitoring
	2(d)	20	20	School's Policies	The school received all possible points because it compiled with all material provisions of the school's own policies.	SCSC Monitoring
	2(e)	10	0	Enrollment Variance	20.000%	SCSC Annual Enrollment Projection Form & GADOE: Data Collections, Student Enrollment by Grade Level
	2(f)	20	20	Timely Audit Submission	Did the school submit its audit by Nov. 1?-Yes	School Audit Report

Indicator 2: Fiscal Management & Oversight, Points and Designation:	75	Approaches
--	-----------	-------------------

By Financial Indicator Performance Expectations	
80-100 points	Meets Performance Standards
70-79 points	Approaches Performance Standards
0-69 points	Does Not Meet Performance Standards

Sankofa Montessori

SECTION II: FINANCIAL PERFORMANCE- Old Method

Overall Designation
Approaches Standards

Overall Designations	
80 points or more on both indicators	Meets Performance Standards
Any combination of scores otherwise noted for Meets and Does Not Meet designations	Approaches Performance Standards
69 points or less on both indicators	Does Not Meet Performance Standards

Indicator	Measure	Points Available	Points Earned	Measure Name	Measure Value	Data Source
Near Term Measures	1(a)	15	15	Current Ratio	1.728	School Audit Report: Governmental Funds- Balance Sheet
	1(b)	20	10	Unrestricted Days Cash	40	School Audit Report: Governmental Funds- Balance Sheet & Statement of Revenues, Expenditures, and Changes in Fund Balance
	1(c)	20	20	Annual Debt to Income	0.460%	School Audit Report: Statement of Revenues, Expenditures, and Changes in Fund Balance
	1(d)	10	10	Default	No	School Audit Report: Notes
Sustainability Measures	1(e)	15	10	Aggregated Efficiency Margin	-3.284%	School Audit Report: Statement of Activities (most recent 3yrs if available), Notes-Pension Plan
	1(f)	20	0	Debt to Asset Ratio	100.182%	School Audit Report: Statement of Net Position

Indicator 1: Fiscal Viability, Points and Designation:	65	Does Not Meet
---	-----------	----------------------

Indicator	Measure	Points Available	Points Earned	Measure Name	Explanation	Data Source
Financial Management and Oversight	2(a)	20	20	GAAP Standards	Did the school submit a clean audit?-Yes	School's Independent Annual Financial Audit
	2(b)	15	0	Federal Requirements	The school did not receive any points because it failed to comply with one or more material provisions of the Federal requirements. Specifically, the GaDOE reported that the school was not in compliance with one or more federal provisions during the GaDOE Cross-Functional Monitoring process.	GaDOE: Federal Program Monitoring/SCSC Monitoring
	2(c)	15	15	LUA Manual	The school received all possible points because it complied with all material provisions of the LUA manual.	SCSC Monitoring
	2(d)	20	20	School's Policies	The school received all possible points because it complied with all material provisions of the school's own policies.	SCSC Monitoring
	2(e)	10	0	Enrollment Variance	20.000%	SCSC Annual Enrollment Projection Form & GADOE: Data Collections, Student Enrollment by Grade Level
	2(f)	20	20	Timely Audit Submission	Did the school submit its audit by Nov. 1?-Yes	School Audit Report

Indicator 2: Fiscal Management & Oversight, Points and Designation:	75	Approaches
--	-----------	-------------------

By Financial Indicator Performance Expectations	
80-100 points	Meets Performance Standards
70-79 points	Approaches Performance Standards
0-69 points	Does Not Meet Performance Standards

Sankofa Montessori

SECTION III: OPERATIONAL PERFORMANCE


Overall Designation
Meets Standards

Overall Operations Performance Expectations	
80-100 points	Meets Performance Standards
70-79 points	Approaches Performance Standards
0-69 points	Does Not Meet Performance Standards

Indicator	Measure	Points Available	Points Earned	Explanation	Data Source
Educational Program Compliance	1(a)	4	4	The school received all possible points because it has fully implemented all essential or innovative features of its education and operational program and met all mission-specific goals included in its charter contract.	SCSC: Monitoring Activities
	1(b)	4	4	The school received all possible points because it received no findings indicating the school is out of compliance with all applicable laws, rules, regulations, and provisions of its charter contract relating to state education requirements.	SCSC: Monitoring Activities
	1(c)	4	0	The school did not receive any points because it received findings indicating the school is out of compliance with applicable laws, rules, regulations, and/or provisions of its charter contract relating to federal education requirements. Specifically, the school received 5 findings related to Education for Homeless Children and Youth (McKinney-Vento and ARP-HCY) (2 findings); Title I-A, Improving the Academic Achieve. of the Disadvantaged (CFDA# 84.010); and Title I-A, Parent and Family Engagement (2 findings) from the Georgia Department of Education's FY25 Cross-Functional Monitoring.	GaDOE: Federal Program Monitoring
	1(d)	4	2	The school received partial points because it failed to comply with two or fewer relevant reporting requirement but complied with all others. Specifically, the Georgia Department of Education reported that the school did not submit its DE46 Actual Budget on time.	GaDOE: Financial Reports
Governance, Ethics and Transparency	2(a)	5	5	The school received all possible points because the school is complying with all applicable general governance requirements.	SCSC: Monitoring Activities
	2(b)	5	5	The school received all possible points because the school complied with the Georgia Open Meetings Act and Open Records Act requirements, and its budget was approved in accordance with state law.	SCSC: Monitoring Activities
	2(c)	5	3	The school failed to take action to ensure that all governing board members comply with the Governance Training Requirement; however, the school ensured that at least 75% of its governing board members complied with the Governance Training Requirement.	SCSC: Training Rosters
	2(d)	5	5	The school received all possible points because it complied with all applicable regulations relating to operating transparently and effectively communicating with stakeholders.	SCSC: Monitoring Activities

Obligations to Students	3(a)	6	4	The school received partial points because it failed to comply with at least one applicable law, rule or regulation regarding protecting the rights of all students, but adequately remedied its finding(s) and regained compliance. Specifically, the school received a finding in its FY25 SCSC Monitoring Results for its admissions application but made reasonable efforts to remediate the finding to regain compliance.	SCSC: Monitoring Results
	3(b)	6	6	The school received all possible points because it complied with all regulations relating to the treatment of students with identified disabilities and those suspected of having a disability.	SCSC: Monitoring Results
	3(c)	6	4	The school received partial points because the school failed to comply with at least one applicable regulation relating to EL requirements, but the school adequately remedied its finding(s) and regained compliance. Specifically, the school received a finding in its FY25 SCSC Monitoring Results for its documents related to requesting the student's social security number but made reasonable efforts to remediate the finding to regain compliance.	SCSC: Monitoring Results
Employer Qualifications, Evaluations and Criminal Records	4(a)	6	6	The school received all possible points because it complied with regulations relating to employee qualifications, employee evaluations, and criminal background checks.	SCSC: Monitoring Activities
	4(b)	6	6	The school received all possible points because it complied with all applicable regulations relating to employment considerations.	SCSC: Monitoring Activities
	4(c)	6	6	The school received all possible points because it complied with all applicable regulations relating to employment considerations.	SCSC: Monitoring Activities
School Environment	5(a)	6	6	The school received all possible points because it complied with facilities requirements.	SCSC: Monitoring Activities
	5(b)	6	6	The school received all possible points because it complied with all applicable regulations relating to safety and the protection of student and employee health.	SCSC: Monitoring Activities
	5(c)	6	6	The school received all possible points because it complied with applicable regulations relating to providing required federal notices and the handling of information and stakeholder communication.	SCSC: Monitoring Activities
Additional Obligations	6(a)	4	4	The school received all possible points because school complied with all other legal, statutory, regulatory, or contractual requirements, that are not otherwise explicitly addressed in the Operational Standards.	SCSC: Monitoring Activities
	6(b)	6	6	The school received all possible points because it remedied noncompliance after proper notification.	SCSC: Monitoring Activities

Overall Points
88



**COMPREHENSIVE PERFORMANCE
FRAMEWORK**
for State Charter School Evaluation

Scintilla Charter Academy

Section	Designation
Academic Performance	Exceeds Standards
Financial Performance	Meets Standards
Operational Performance	Meets Standards

Performance Track Record Across the Term				
Section	2021-22	2022-23	2023-24	2024-25
Academic Performance	Meets	Meets	Meets	Exceeds
Financial Performance	95	95	90/85	90/100
Operational Performance	86	75	92	96

Scintilla Charter Academy

SECTION I: ACADEMIC PERFORMANCE

Overall Designation
Exceeds Standards

Explanation
The school earned an Exceeds designation because it outperformed the comparison score by 10 or more points on at least one academic measure in each grade band served.

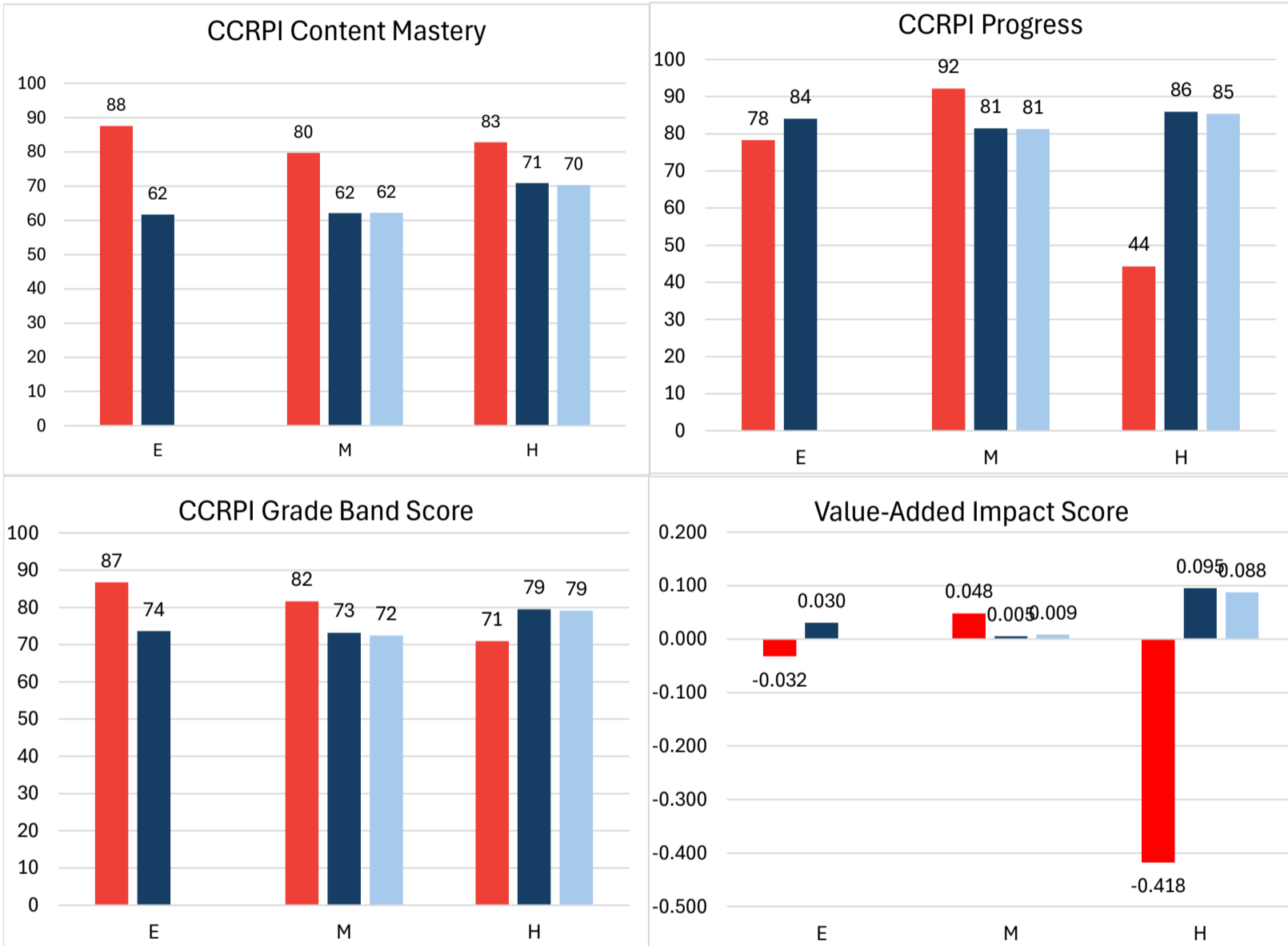
Overall Designations	
Exceeds	Outperforms by 10 or more points in all grade bands served on any one of combination of measures
Meets	Outperforms by at least 1 point in all grade bands served on any one or combination of measures.
Approaches	Performs no more than 2 points below in all grade bands served on any one or combination of measures.
Varied	Varied performance across grade bands. The school meets or exceeds in one grade band(s) and does not meet in the other(s).
Does Not Meet	Performs below in all grade bands served across all measures.

Indicator	Measure	Grade Band	Grade Band Designation
Grade Band Measures	CCRPI Content Mastery	E	Exceeds
		M	Exceeds
		H	Exceeds
	CCRPI Progress	E	DNM
		M	Exceeds
		H	DNM
	CCRPI Grade Band Score	E	Exceeds
		M	Exceeds
		H	DNM
	Value-Added Impact Scores	E	DNM
		M	DNM
		H	DNM

Grade Band Designations	
Exceeds	Outperforms by 10 or more points
Meets	Outperforms by at least 1 point
Approaches	Performs no more than 2 points below
Does Not Meet	Performs more than 2 points below

ACADEMIC PERFORMANCE BAR CHARTS

■ SCSC School Score ■ School-Level Comparison ■ District-Weighted Comparison



Scintilla Charter Academy

SECTION II: FINANCIAL PERFORMANCE- New Method

Overall Designation	
Meets Standards	

Overall Designations	
80 points or more on both indicators	Meets Performance Standards
Any combination of scores otherwise noted for Meets and Does Not Meet designations	Approaches Performance Standards
69 points or less on both indicators	Does Not Meet Performance Standards

Indicator	Measure	Points Available	Points Earned	Measure Name	Measure Value	Data Source
Near Term Measures	1(a)	15	15	Current Ratio	6.824	School Audit Report: Governmental Funds- Balance Sheet
	1(b)	20	20	Unrestricted Days Cash	67	School Audit Report: Governmental Funds- Balance Sheet & Statement of Revenues, Expenditures, and Changes in Fund Balance
	1(c)	25	15	Annual Debt to Income	8.285%	School Audit Report: Statement of Revenues, Expenditures, and Changes in Fund Balance
	1(d)	10	10	Default	No	School Audit Report: Notes
Sustainability Measures	1(e)	15	15	Aggregated Efficiency Margin	3.476%	School Audit Report: Statement of Activities (most recent 3yrs if available), Notes-Pension Plan
	1(f)	15	15	Debt to Asset Ratio	86.940%	School Audit Report: Statement of Net Position

Indicator 1: Fiscal Viability, Points and Designation:	90	Meets
---	-----------	--------------

Indicator	Measure	Points Available	Points Earned	Measure Name	Explanation	Data Source
Financial Management and Oversight	2(a)	20	20	GAAP Standards	Did the school submit a clean audit?-Yes	School's Independent Annual Financial Audit
	2(b)	15	15	Federal Requirements	The school received all possible points because it complied with all material provisions of the Federal Requirements.	GADOE: Federal Program Monitoring/SCSC Monitoring
	2(c)	15	15	LUA Manual	The school received all possible points because it complied with all material provisions of the LUA manual.	SCSC Monitoring
	2(d)	20	20	School's Policies	The school received all possible points because it complied with all material provisions of the school's own policies.	SCSC Monitoring
	2(e)	10	10	Enrollment Variance	1.354%	SCSC Annual Enrollment Projection Form & GADOE: Data Collections, Student Enrollment by Grade Level
	2(f)	20	20	Timely Audit Submission	Did the school submit its audit by Nov. 1?-Yes	School Audit Report

Indicator 2: Fiscal Management & Oversight, Points and Designation:	100	Meets
--	------------	--------------

By Financial Indicator Performance Expectations	
80-100 points	Meets Performance Standards
70-79 points	Approaches Performance Standards
0-69 points	Does Not Meet Performance Standards

Scintilla Charter Academy

SECTION II: FINANCIAL PERFORMANCE- Old Method

Overall Designation	
Meets Standards	

Overall Designations	
80 points or more on both indicators	Meets Performance Standards
Any combination of scores otherwise noted for Meets and Does Not Meet designations	Approaches Performance Standards
69 points or less on both indicators	Does Not Meet Performance Standards

Indicator	Measure	Points Available	Points Earned	Measure Name	Measure Value	Data Source
Near Term Measures	1(a)	15	15	Current Ratio	6.824	School Audit Report: Governmental Funds- Balance Sheet
	1(b)	20	20	Unrestricted Days Cash	61	School Audit Report: Governmental Funds- Balance Sheet & Statement of Revenues, Expenditures, and Changes in Fund Balance
	1(c)	20	10	Annual Debt to Income	8.285%	School Audit Report: Statement of Revenues, Expenditures, and Changes in Fund Balance
	1(d)	10	10	Default	No	School Audit Report: Notes
Sustainability Measures	1(e)	15	15	Aggregated Efficiency Margin	3.476%	School Audit Report: Statement of Activities (most recent 3yrs if available), Notes-Pension Plan
	1(f)	20	20	Debt to Asset Ratio	86.940%	School Audit Report: Statement of Net Position

Indicator 1: Fiscal Viability, Points and Designation:	90	Meets
---	-----------	--------------

Indicator	Measure	Points Available	Points Earned	Measure Name	Explanation	Data Source
Financial Management and Oversight	2(a)	20	20	GAAP Standards	Did the school submit a clean audit?-Yes	School's Independent Annual Financial Audit
	2(b)	15	15	Federal Requirements	The school received all possible points because it compiled with all material provisions of the Federal Requirements.	GADOE: Federal Program Monitoring/SCSC Monitoring
	2(c)	15	15	LUA Manual	The school received all possible points because it compiled with all material provisions of the LUA manual.	SCSC Monitoring
	2(d)	20	20	School's Policies	The school received all possible points because it compiled with all material provisions of the school's own policies.	SCSC Monitoring
	2(e)	10	10	Enrollment Variance	1.354%	SCSC Annual Enrollment Projection Form & GADOE: Data Collections, Student Enrollment by Grade Level
	2(f)	20	20	Timely Audit Submission	Did the school submit its audit by Nov. 1?-Yes	School Audit Report

Indicator 2: Fiscal Management & Oversight, Points and Designation:	100	Meets
--	------------	--------------

By Financial Indicator Performance Expectations	
80-100 points	Meets Performance Standards
70-79 points	Approaches Performance Standards
0-69 points	Does Not Meet Performance Standards

Scintilla Charter Academy

SECTION III: OPERATIONAL PERFORMANCE


Overall Designation
Meets Standards

Overall Operations Performance Expectations	
80-100 points	Meets Performance Standards
70-79 points	Approaches Performance Standards
0-69 points	Does Not Meet Performance Standards

Indicator	Measure	Points Available	Points Earned	Explanation	Data Source
Educational Program Compliance	1(a)	4	4	The school received all possible points because it has fully implemented all essential or innovative features of its education and operational program and met all mission-specific goals included in its charter contract.	SCSC: Monitoring Activities
	1(b)	4	4	The school received all possible points because it received no findings indicating the school is out of compliance with all applicable laws, rules, regulations, and provisions of its charter contract relating to state education requirements.	SCSC: Monitoring Activities
	1(c)	4	4	The school received all possible points because it received no findings indicating the school is out of compliance with applicable laws, rules, regulations, and provisions of its charter contract relating to federal education requirements.	SCSC: Monitoring Activities
	1(d)	4	4	The school received all possible points because it complied with applicable laws, rules, regulations, and provisions of its charter contract relating to relevant reporting requirements.	SCSC: Monitoring Activities
Governance, Ethics and Transparency	2(a)	5	5	The school received all possible points because the school is complying with all applicable general governance requirements.	SCSC: Monitoring Activities
	2(b)	5	5	The school received all possible points because the school complied with the Georgia Open Meetings Act and Open Records Act requirements, and its budget was approved in accordance with state law.	SCSC: Monitoring Activities
	2(c)	5	5	The school received all possible points because all governing board members completed required training through the SCSC or approved alternate provider.	SCSC: Monitoring Activities
	2(d)	5	5	The school received all possible points because it complied with all applicable regulations relating to operating transparently and effectively communicating with stakeholders.	SCSC: Monitoring Activities
Obligations to Students	3(a)	6	6	The school received all possible points because it complied with all applicable laws, rules, regulations, provisions of its charter contract, and its policies relating to the rights of students.	SCSC: Monitoring Activities
	3(b)	6	6	The school received all possible points because it complied with all regulations relating to the treatment of students with identified disabilities and those suspected of having a disability.	SCSC: Monitoring Activities
	3(c)	6	6	The school received all possible points because it protects the rights of English Learners (ELs).	SCSC: Monitoring Activities
	4(a)	6	6	The school received all possible points because it complied with regulations relating to employee qualifications, employee evaluations, and criminal background checks.	SCSC: Monitoring Activities

Employer Qualifications, Evaluations and Criminal Records	4(b)	6	6	The school received all possible points because it complied with all applicable regulations relating to employment considerations.	SCSC: Monitoring Activities
	4(c)	6	6	The school received all possible points because it complied with all applicable regulations relating to employment considerations.	SCSC: Monitoring Activities
School Environment	5(a)	6	6	The school received all possible points because it complied with facilities requirements.	SCSC: Monitoring Activities
	5(b)	6	6	The school received all possible points because it complied with all applicable regulations relating to safety and the protection of student and employee health.	SCSC: Monitoring Activities
	5(c)	6	6	The school received all possible points because it complied with applicable regulations relating to providing required federal notices and the handling of information and stakeholder communication.	SCSC: Monitoring Activities
Additional Obligations	6(a)	4	0	The school did not receive any points because it failed to comply with at least one other applicable law, rule, regulation, provision of its charter contract, or its policies that is not otherwise explicitly addressed in the Operational Standards. Specifically, the school received a finding in its FY25 SCSC Monitoring Results for its surety bond and did not submit a corrective action plan that demonstrated remediation.	SCSC: Monitoring Results
	6(b)	6	6	The school received all possible points because it remedied noncompliance after proper notification.	SCSC: Monitoring Activities

Overall Points
96



**COMPREHENSIVE PERFORMANCE
FRAMEWORK**
for State Charter School Evaluation

SLAM Academy of Atlanta

Section	Designation
Academic Performance	Varied Performance
Financial Performance	Meets Standards
Operational Performance	Meets Standards

Performance Track Record Across the Term				
Section	2021-22	2022-23	2023-24	2024-25
Academic Performance	DNM	APP	Varied	Varied
Financial Performance	45	60	90/85	90/90
Operational Performance	59	77	82	86

SLAM Academy of Atlanta

SECTION I: ACADEMIC PERFORMANCE

Overall Designation
Varied Performance

Explanation
The school earned a Varied designation because it outperformed the comparison score on at least one measure in at least one grade band served, but also performed at least two (2) points lower than the

Overall Designations	
Exceeds	Outperforms by 10 or more points in all grade bands served on any one of combination of measures
Meets	Outperforms by at least 1 point in all grade bands served on any one or combination of measures.
Approaches	Performs no more than 2 points below in all grade bands served on any one or combination of measures.
Varied	Varied performance across grade bands. The school meets or exceeds in one grade band(s) and does not meet in the other(s).
Does Not Meet	Performs below in all grade bands served across all measures.

Indicator	Measure	Grade Band	Grade Band Designation
Grade Band Measures	CCRPI Content Mastery	E	Meets
		M	DNM
		H	--
	CCRPI Progress	E	Meets
		M	DNM
		H	--
	CCRPI Grade Band Score	E	Meets
		M	DNM
		H	--
	Value-Added Impact Scores	E	Meets
		M	DNM
		H	--

Grade Band Designations	
Exceeds	Outperforms by 10 or more points
Meets	Outperforms by at least 1 point
Approaches	Performs no more than 2 points below
Does Not Meet	Performs more than 2 points below

ACADEMIC PERFORMANCE BAR CHARTS

■ SCSC School Score ■ School-Level Comparison ■ District-Weighted Comparison



SLAM Academy of Atlanta

SECTION II: FINANCIAL PERFORMANCE- New Method

Overall Designation	
Meets Standards	

Overall Designations	
80 points or more on both indicators	Meets Performance Standards
Any combination of scores otherwise noted for Meets and Does Not Meet designations	Approaches Performance Standards
69 points or less on both indicators	Does Not Meet Performance Standards

Indicator	Measure	Points Available	Points Earned	Measure Name	Measure Value	Data Source
Near Term Measures	1(a)	15	15	Current Ratio	4.734	School Audit Report: Governmental Funds- Balance Sheet
	1(b)	20	20	Unrestricted Days Cash	98	School Audit Report: Governmental Funds- Balance Sheet & Statement of Revenues, Expenditures, and Changes in Fund Balance
	1(c)	25	15	Annual Debt to Income	5.310%	School Audit Report: Statement of Revenues, Expenditures, and Changes in Fund Balance
	1(d)	10	10	Default	No	School Audit Report: Notes
Sustainability Measures	1(e)	15	15	Aggregated Efficiency Margin	9.603%	School Audit Report: Statement of Activities (most recent 3yrs if available), Notes-Pension Plan
	1(f)	15	15	Debt to Asset Ratio	90.860%	School Audit Report: Statement of Net Position

Indicator 1: Fiscal Viability, Points and Designation:	90	Meets
---	-----------	--------------

Indicator	Measure	Points Available	Points Earned	Measure Name	Explanation	Data Source
Financial Management and Oversight	2(a)	20	20	GAAP Standards	Did the school submit a clean audit?-Yes	School's Independent Annual Financial Audit
	2(b)	15	15	Federal Requirements	The school received all possible points because it compiled with all material provisions of the Federal Requirements.	GADOE: Federal Program Monitoring/SCSC Monitoring
	2(c)	15	15	LUA Manual	The school received all possible points because it compiled with all material provisions of the LUA manual.	SCSC Monitoring
	2(d)	20	20	School's Policies	The school received all possible points because it compiled with all material provisions of the school's own policies.	SCSC Monitoring
	2(e)	10	0	Enrollment Variance	19.000%	SCSC Annual Enrollment Projection Form & GADOE: Data Collections, Student Enrollment by Grade Level
	2(f)	20	20	Timely Audit Submission	Did the school submit its audit by Nov. 1?-Yes	School Audit Report

Indicator 2: Fiscal Management & Oversight, Points and Designation:	90	Meets
--	-----------	--------------

By Financial Indicator Performance Expectations	
80-100 points	Meets Performance Standards
70-79 points	Approaches Performance Standards
0-69 points	Does Not Meet Performance Standards

SLAM Academy of Atlanta

SECTION II: FINANCIAL PERFORMANCE- Old Method

Overall Designation	
Meets Standards	

Overall Designations	
80 points or more on both indicators	Meets Performance Standards
Any combination of scores otherwise noted for Meets and Does Not Meet designations	Approaches Performance Standards
69 points or less on both indicators	Does Not Meet Performance Standards

Indicator	Measure	Points Available	Points Earned	Measure Name	Measure Value	Data Source
Near Term Measures	1(a)	15	15	Current Ratio	4.734	School Audit Report: Governmental Funds- Balance Sheet
	1(b)	20	20	Unrestricted Days Cash	98	School Audit Report: Governmental Funds- Balance Sheet & Statement of Revenues, Expenditures, and Changes in Fund Balance
	1(c)	20	10	Annual Debt to Income	5.310%	School Audit Report: Statement of Revenues, Expenditures, and Changes in Fund Balance
	1(d)	10	10	Default	No	School Audit Report: Notes
Sustainability Measures	1(e)	15	15	Aggregated Efficiency Margin	9.603%	School Audit Report: Statement of Activities (most recent 3yrs if available), Notes-Pension Plan
	1(f)	20	20	Debt to Asset Ratio	0.000%	School Audit Report: Statement of Net Position

Indicator 1: Fiscal Viability, Points and Designation:	90	Meets
---	-----------	--------------

Indicator	Measure	Points Available	Points Earned	Measure Name	Explanation	Data Source
Financial Management and Oversight	2(a)	20	20	GAAP Standards	Did the school submit a clean audit?-Yes	School's Independent Annual Financial Audit
	2(b)	15	15	Federal Requirements	The school received all possible points because it complied with all material provisions of the Federal Requirements.	GADOE: Federal Program Monitoring/SCSC Monitoring
	2(c)	15	15	LUA Manual	The school received all possible points because it complied with all material provisions of the LUA manual.	SCSC Monitoring
	2(d)	20	20	School's Policies	The school received all possible points because it complied with all material provisions of the school's own policies.	SCSC Monitoring
	2(e)	10	0	Enrollment Variance	19.000%	SCSC Annual Enrollment Projection Form & GADOE: Data Collections, Student Enrollment by Grade Level
	2(f)	20	20	Timely Audit Submission	Did the school submit its audit by Nov. 1?-Yes	School Audit Report

Indicator 2: Fiscal Management & Oversight, Points and Designation:	90	Meets
--	-----------	--------------

By Financial Indicator Performance Expectations	
80-100 points	Meets Performance Standards
70-79 points	Approaches Performance Standards
0-69 points	Does Not Meet Performance Standards

SLAM Academy of Atlanta

SECTION III: OPERATIONAL PERFORMANCE


Overall Designation
Meets Standards

Overall Operations Performance Expectations	
80-100 points	Meets Performance Standards
70-79 points	Approaches Performance Standards
0-69 points	Does Not Meet Performance Standards

Indicator	Measure	Points Available	Points Earned	Explanation	Data Source
Educational Program Compliance	1(a)	4	4	The school received all possible points because it has fully implemented all essential or innovative features of its education and operational program and met all mission-specific goals included in its charter contract.	SCSC: Monitoring Activities
	1(b)	4	4	The school received all possible points because it received no findings indicating the school is out of compliance with all applicable laws, rules, regulations, and provisions of its charter contract relating to state education requirements.	SCSC: Monitoring Activities
	1(c)	4	4	The school received all possible points because it received no findings indicating the school is out of compliance with applicable laws, rules, regulations, and provisions of its charter contract relating to federal education requirements.	SCSC: Monitoring Activities
	1(d)	4	4	The school received all possible points because it complied with applicable laws, rules, regulations, and provisions of its charter contract relating to relevant reporting requirements.	SCSC: Monitoring Activities
Governance, Ethics and Transparency	2(a)	5	5	The school received all possible points because the school is complying with all applicable general governance requirements.	SCSC: Monitoring Activities
	2(b)	5	5	The school received all possible points because the school complied with the Georgia Open Meetings Act and Open Records Act requirements, and its budget was approved in accordance with state law.	SCSC: Monitoring Activities
	2(c)	5	5	The school received all possible points because all governing board members completed required training through the SCSC or approved alternate provider.	SCSC: Training Rosters
	2(d)	5	5	The school received all possible points because it complied with all applicable regulations relating to operating transparently and effectively communicating with stakeholders.	SCSC: Monitoring Activities
Obligations to Students	3(a)	6	4	The school received partial points because it failed to comply with at least one applicable law, rule or regulation regarding protecting the rights of all students, but adequately remedied its finding(s) and regained compliance. Specifically, the school received a finding in its FY25 SCSC Monitoring Results for its Parents' Bill of Rights policy but made reasonable efforts to remediate the finding to regain compliance.	SCSC: Monitoring Results
	3(b)	6	6	The school received all possible points because it complied with all regulations relating to the treatment of students with identified disabilities and those suspected of having a disability.	SCSC: Monitoring Activities

	3(c)	6	6	The school received all possible points because it protects the rights of English Learners (ELs).	SCSC: Monitoring Activities
Employer Qualifications, Evaluations and Criminal Records	4(a)	6	6	The school received all possible points because it complied with regulations relating to employee qualifications, employee evaluations, and criminal background checks.	SCSC: Monitoring Activities
	4(b)	6	0	The school did not receive any points because it failed to comply with at least one applicable regulation relating to employment considerations. Specifically, the school received a finding in its FY25 SCSC Monitoring Results for its employee and/or staff handbook and did not submit a corrective action plan that demonstrated remediation.	SCSC: Monitoring Results
	4(c)	6	6	The school received all possible points because it complied with all applicable regulations relating to employment considerations.	SCSC: Monitoring Activities
School Environment	5(a)	6	6	The school received all possible points because it complied with facilities requirements.	SCSC: Monitoring Activities
	5(b)	6	4	The school received partial points because it failed to comply with all applicable regulations relating to safety and the protection of student and employee health, but remedied the finding(s) and regained compliance. Specifically, the school received a finding in its FY25 SCSC Monitoring Results for its policy on identifying and reporting child abuse but made reasonable efforts to remediate the finding to regain compliance.	SCSC: Monitoring Results
	5(c)	6	6	The school received all possible points because it complied with applicable regulations relating to providing required federal notices and the handling of information and stakeholder communication.	SCSC: Monitoring Activities
Additional Obligations	6(a)	4	0	The school did not receive any points because it failed to comply with at least one other applicable law, rule, regulation, provision of its charter contract, or its policies that is not otherwise explicitly addressed in the Operational Standards. Specifically, the school did not attend the FY25 GaDOE Data Conference, as required by its charter contract.	GaDOE: Data Conference Attendance
	6(b)	6	6	The school received all possible points because it remedied noncompliance after proper notification.	SCSC: Monitoring Activities

Overall Points
86



**COMPREHENSIVE PERFORMANCE
FRAMEWORK**
for State Charter School Evaluation

Southwest Georgia STEM

Section	Designation
Academic Performance	Exceeds Standards
Financial Performance	Meets Standards
Operational Performance	Meets Standards

Performance Track Record Across the Term				
Section	2021-22	2022-23	2023-24	2024-25
Academic Performance	Meets	Meets	Exceeds	Exceeds
Financial Performance	95	85	100/85	100/100
Operational Performance	87	92	81	98

Southwest Georgia STEM

SECTION I: ACADEMIC PERFORMANCE

Overall Designation
Exceeds Standards

Explanation
The school earned an Exceeds designation because it outperformed the comparison score by 10 or more points on at least one academic measure in each grade band served.

Overall Designations	
Exceeds	Outperforms by 10 or more points in all grade bands served on any one of combination of measures
Meets	Outperforms by at least 1 point in all grade bands served on any one or combination of measures.
Approaches	Performs no more than 2 points below in all grade bands served on any one or combination of measures.
Varied	Varied performance across grade bands. The school meets or exceeds in one grade band(s) and does not meet in the other(s).
Does Not Meet	Performs below in all grade bands served across all measures.

Indicator	Measure	Grade Band	Grade Band Designation
Grade Band Measures	CCRPI Content Mastery	E	Exceeds
		M	Exceeds
		H	Exceeds
	CCRPI Progress	E	Approaches
		M	Meets
		H	Approaches
	CCRPI Grade Band Score	E	Meets
		M	Meets
		H	Meets
	Value-Added Impact Scores	E	DNM
		M	DNM
		H	Meets

Grade Band Designations	
Exceeds	Outperforms by 10 or more points
Meets	Outperforms by at least 1 point
Approaches	Performs no more than 2 points below
Does Not Meet	Performs more than 2 points below

ACADEMIC PERFORMANCE BAR CHARTS

■ SCSC School Score ■ School-Level Comparison ■ District-Weighted Comparison



Southwest Georgia STEM

SECTION II: FINANCIAL PERFORMANCE- New Method

Overall Designation	
Meets Standards	

Overall Designations	
80 points or more on both indicators	Meets Performance Standards
Any combination of scores otherwise noted for Meets and Does Not Meet designations	Approaches Performance Standards
69 points or less on both indicators	Does Not Meet Performance Standards

Indicator	Measure	Points Available	Points Earned	Measure Name	Measure Value	Data Source
Near Term Measures	1(a)	15	15	Current Ratio	4.377	School Audit Report: Governmental Funds- Balance Sheet
	1(b)	20	20	Unrestricted Days Cash	107	School Audit Report: Governmental Funds- Balance Sheet & Statement of Revenues, Expenditures, and Changes in Fund Balance
	1(c)	25	20	Annual Debt to Income	0.000%	School Audit Report: Statement of Revenues, Expenditures, and Changes in Fund Balance
	1(d)	10	10	Default	No	School Audit Report: Notes
Sustainability Measures	1(e)	15	15	Aggregated Efficiency Margin	34.331%	School Audit Report: Statement of Activities (most recent 3yrs if available), Notes-Pension Plan
	1(f)	15	15	Debt to Asset Ratio	28.522%	School Audit Report: Statement of Net Position

Indicator 1: Fiscal Viability, Points and Designation:	95	Meets
---	-----------	--------------

Indicator	Measure	Points Available	Points Earned	Measure Name	Explanation	Data Source
Financial Management and Oversight	2(a)	20	20	GAAP Standards	Did the school submit a clean audit?-Yes	School's Independent Annual Financial Audit
	2(b)	15	15	Federal Requirements	The school received all possible points because it complied with all material provisions of the Federal Requirements.	GADOE: Federal Program Monitoring/SCSC Monitoring
	2(c)	15	15	LUA Manual	The school received all possible points because it complied with all material provisions of the LUA manual.	SCSC Monitoring
	2(d)	20	20	School's Policies	The school received all possible points because it complied with all material provisions of the school's own policies.	SCSC Monitoring
	2(e)	10	10	Enrollment Variance	0.571%	SCSC Annual Enrollment Projection Form & GADOE: Data Collections, Student Enrollment by Grade Level
	2(f)	20	20	Timely Audit Submission	Did the school submit its audit by Nov. 1?-Yes	School Audit Report

Indicator 2: Fiscal Management & Oversight, Points and Designation:	100	Meets
--	------------	--------------

By Financial Indicator Performance Expectations	
80-100 points	Meets Performance Standards
70-79 points	Approaches Performance Standards
0-69 points	Does Not Meet Performance Standards

Southwest Georgia STEM

SECTION II: FINANCIAL PERFORMANCE- Old Method

Overall Designation	
Meets Standards	

Overall Designations	
80 points or more on both indicators	Meets Performance Standards
Any combination of scores otherwise noted for Meets and Does Not Meet designations	Approaches Performance Standards
69 points or less on both indicators	Does Not Meet Performance Standards

Indicator	Measure	Points Available	Points Earned	Measure Name	Measure Value	Data Source
Near Term Measures	1(a)	15	15	Current Ratio	4.377	School Audit Report: Governmental Funds- Balance Sheet
	1(b)	20	20	Unrestricted Days Cash	106	School Audit Report: Governmental Funds- Balance Sheet & Statement of Revenues, Expenditures, and Changes in Fund Balance
	1(c)	20	20	Annual Debt to Income	0.000%	School Audit Report: Statement of Revenues, Expenditures, and Changes in Fund Balance
	1(d)	10	10	Default	No	School Audit Report: Notes
Sustainability Measures	1(e)	15	15	Aggregated Efficiency Margin	34.331%	School Audit Report: Statement of Activities (most recent 3yrs if available), Notes-Pension Plan
	1(f)	20	20	Debt to Asset Ratio	28.522%	School Audit Report: Statement of Net Position

Indicator 1: Fiscal Viability, Points and Designation:	100	Meets
---	------------	--------------

Indicator	Measure	Points Available	Points Earned	Measure Name	Explanation	Data Source
Financial Management and Oversight	2(a)	20	20	GAAP Standards	Did the school submit a clean audit?-Yes	School's Independent Annual Financial Audit
	2(b)	15	15	Federal Requirements	The school received all possible points because it complied with all material provisions of the Federal Requirements.	GADOE: Federal Program Monitoring/SCSC Monitoring
	2(c)	15	15	LUA Manual	The school received all possible points because it complied with all material provisions of the LUA manual.	SCSC Monitoring
	2(d)	20	20	School's Policies	The school received all possible points because it complied with all material provisions of the school's own policies.	SCSC Monitoring
	2(e)	10	10	Enrollment Variance	0.571%	SCSC Annual Enrollment Projection Form & GADOE: Data Collections, Student Enrollment by Grade Level
	2(f)	20	20	Timely Audit Submission	Did the school submit its audit by Nov. 1?-Yes	School Audit Report

Indicator 2: Fiscal Management & Oversight, Points and Designation:	100	Meets
--	------------	--------------

By Financial Indicator Performance Expectations	
80-100 points	Meets Performance Standards
70-79 points	Approaches Performance Standards
0-69 points	Does Not Meet Performance Standards

Southwest Georgia STEM

SECTION III: OPERATIONAL PERFORMANCE


Overall Designation
Meets Standards

Overall Operations Performance Expectations	
80-100 points	Meets Performance Standards
70-79 points	Approaches Performance Standards
0-69 points	Does Not Meet Performance Standards

Indicator	Measure	Points Available	Points Earned	Explanation	Data Source
Educational Program Compliance	1(a)	4	4	The school received all possible points because it has fully implemented all essential or innovative features of its education and operational program and met all mission-specific goals included in its charter contract.	SCSC: Monitoring Activities
	1(b)	4	4	The school received all possible points because it received no findings indicating the school is out of compliance with all applicable laws, rules, regulations, and provisions of its charter contract relating to state education requirements.	SCSC: Monitoring Activities
	1(c)	4	4	The school received all possible points because it received no findings indicating the school is out of compliance with applicable laws, rules, regulations, and provisions of its charter contract relating to federal education requirements.	SCSC: Monitoring Activities
	1(d)	4	4	The school received all possible points because it complied with applicable laws, rules, regulations, and provisions of its charter contract relating to relevant reporting requirements.	SCSC: Monitoring Activities
Governance, Ethics and Transparency	2(a)	5	5	The school received all possible points because the school is complying with all applicable general governance requirements.	SCSC: Monitoring Activities
	2(b)	5	5	The school received all possible points because the school complied with the Georgia Open Meetings Act and Open Records Act requirements, and its budget was approved in accordance with state law.	SCSC: Monitoring Activities
	2(c)	5	5	The school received all possible points because all governing board members completed required training through the SCSC or approved alternate provider.	SCSC: Monitoring Activities
	2(d)	5	5	The school received all possible points because it complied with all applicable regulations relating to operating transparently and effectively communicating with stakeholders.	SCSC: Monitoring Activities
Obligations to Students	3(a)	6	6	The school received all possible points because it complied with all applicable laws, rules, regulations, provisions of its charter contract, and its policies relating to the rights of students.	SCSC: Monitoring Activities
	3(b)	6	6	The school received all possible points because it complied with all regulations relating to the treatment of students with identified disabilities and those suspected of having a disability.	SCSC: Monitoring Activities
	3(c)	6	6	The school received all possible points because it protects the rights of English Learners (ELs).	SCSC: Monitoring Activities
	4(a)	6	6	The school received all possible points because it complied with regulations relating to employee qualifications, employee evaluations, and criminal background checks.	SCSC: Monitoring Activities

Employer Qualifications, Evaluations and Criminal Records	4(b)	6	6	The school received all possible points because it complied with all applicable regulations relating to employment considerations.	SCSC: Monitoring Activities
	4(c)	6	6	The school received all possible points because it complied with all applicable regulations relating to employment considerations.	SCSC: Monitoring Activities
School Environment	5(a)	6	6	The school received all possible points because it complied with facilities requirements.	SCSC: Monitoring Activities
	5(b)	6	4	The school received partial points because it failed to comply with all applicable regulations relating to safety and the protection of student and employee health, but remedied the finding(s) and regained compliance. Specifically, the school received a finding in its FY25 SCSC Monitoring Results for its policy on identifying and reporting child abuse but made reasonable efforts to remediate the finding to regain compliance.	SCSC: Monitoring Results
	5(c)	6	6	The school received all possible points because it complied with applicable regulations relating to providing required federal notices and the handling of information and stakeholder communication.	SCSC: Monitoring Activities
Additional Obligations	6(a)	4	4	The school received all possible points because school complied with all other legal, statutory, regulatory, or contractual requirements, that are not otherwise explicitly addressed in the Operational Standards.	SCSC: Monitoring Activities
	6(b)	6	6	The school received all possible points because it remedied noncompliance after proper notification.	SCSC: Monitoring Activities

Overall Points
98



**COMPREHENSIVE PERFORMANCE
FRAMEWORK**
for State Charter School Evaluation

Spring Creek Charter Academy

Section	Designation
Academic Performance	Approaches Standards
Financial Performance	Meets Standards
Operational Performance	Meets Standards

Performance Track Record Across the Term				
Section	2021-22	2022-23	2023-24	2024-25
Academic Performance	Meets	Meets	Meets	APP
Financial Performance	90	90	90/95	90/100
Operational Performance	94	92	100	100

Spring Creek Charter Academy

SECTION I: ACADEMIC PERFORMANCE

Overall Designation
Approaches Standards

Explanation
The school earned an Approaches designation because it performed no more than two (2) points lower than the comparison on at least one academic measure in each grade band served.

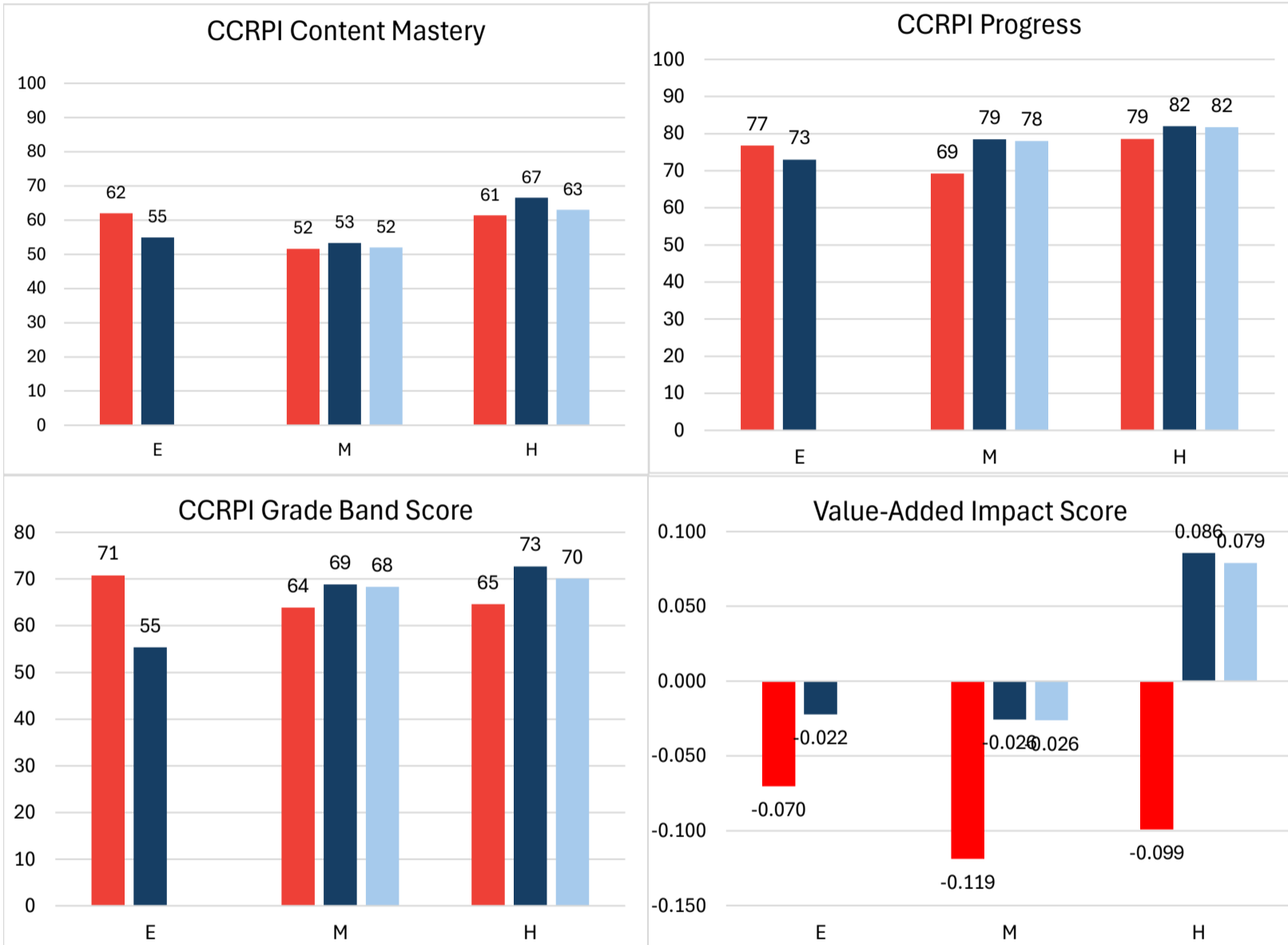
Overall Designations	
Exceeds	Outperforms by 10 or more points in all grade bands served on any one of combination of measures
Meets	Outperforms by at least 1 point in all grade bands served on any one or combination of measures.
Approaches	Performs no more than 2 points below in all grade bands served on any one or combination of measures.
Varied	Varied performance across grade bands. The school meets or exceeds in one grade band(s) and does not meet in the other(s).
Does Not Meet	Performs below in all grade bands served across all measures.

Indicator	Measure	Grade Band	Grade Band Designation
Grade Band Measures	CCRPI Content Mastery	E	Meets
		M	Approaches
		H	Approaches
	CCRPI Progress	E	Meets
		M	DNM
		H	DNM
	CCRPI Grade Band Score	E	Exceeds
		M	DNM
		H	DNM
	Value-Added Impact Scores	E	DNM
		M	DNM
		H	DNM

Grade Band Designations	
Exceeds	Outperforms by 10 or more points
Meets	Outperforms by at least 1 point
Approaches	Performs no more than 2 points below
Does Not Meet	Performs more than 2 points below

ACADEMIC PERFORMANCE BAR CHARTS

■ SCSC School Score ■ School-Level Comparison ■ District-Weighted Comparison



Spring Creek Charter Academy

SECTION II: FINANCIAL PERFORMANCE- New Method

Overall Designation	
Meets Standards	

Overall Designations	
80 points or more on both indicators	Meets Performance Standards
Any combination of scores otherwise noted for Meets and Does Not Meet designations	Approaches Performance Standards
69 points or less on both indicators	Does Not Meet Performance Standards

Indicator	Measure	Points Available	Points Earned	Measure Name	Measure Value	Data Source
Near Term Measures	1(a)	15	15	Current Ratio	3.424	School Audit Report: Governmental Funds- Balance Sheet
	1(b)	20	20	Unrestricted Days Cash	161	School Audit Report: Governmental Funds- Balance Sheet & Statement of Revenues, Expenditures, and Changes in Fund Balance
	1(c)	25	10	Annual Debt to Income	6.252%	School Audit Report: Statement of Revenues, Expenditures, and Changes in Fund Balance
	1(d)	10	10	Default	No	School Audit Report: Notes
Sustainability Measures	1(e)	15	15	Aggregated Efficiency Margin	4.120%	School Audit Report: Statement of Activities (most recent 3yrs if available), Notes-Pension Plan
	1(f)	15	15	Debt to Asset Ratio	32.315%	School Audit Report: Statement of Net Position

Indicator 1: Fiscal Viability, Points and Designation:	85	Meets
---	-----------	--------------

Indicator	Measure	Points Available	Points Earned	Measure Name	Explanation	Data Source
Financial Management and Oversight	2(a)	20	20	GAAP Standards	Did the school submit a clean audit?-Yes	School's Independent Annual Financial Audit
	2(b)	15	15	Federal Requirements	The school received all possible points because it compiled with all material provisions of the Federal Requirements.	GADOE: Federal Program Monitoring/SCSC Monitoring
	2(c)	15	15	LUA Manual	The school received all possible points because it compiled with all material provisions of the LUA manual.	SCSC Monitoring
	2(d)	20	20	School's Policies	The school received all possible points because it compiled with all material provisions of the school's own policies.	SCSC Monitoring
	2(e)	10	10	Enrollment Variance	1.250%	SCSC Annual Enrollment Projection Form & GADOE: Data Collections, Student Enrollment by Grade Level
	2(f)	20	20	Timely Audit Submission	Did the school submit its audit by Nov. 1?-Yes	School Audit Report

Indicator 2: Fiscal Management & Oversight, Points and Designation:	100	Meets
--	------------	--------------

By Financial Indicator Performance Expectations	
80-100 points	Meets Performance Standards
70-79 points	Approaches Performance Standards
0-69 points	Does Not Meet Performance Standards

Spring Creek Charter Academy

SECTION II: FINANCIAL PERFORMANCE- Old Method

Overall Designation	
Meets Standards	

Overall Designations	
80 points or more on both indicators	Meets Performance Standards
Any combination of scores otherwise noted for Meets and Does Not Meet designations	Approaches Performance Standards
69 points or less on both indicators	Does Not Meet Performance Standards

Indicator	Measure	Points Available	Points Earned	Measure Name	Measure Value	Data Source
Near Term Measures	1(a)	15	15	Current Ratio	3.424	School Audit Report: Governmental Funds- Balance Sheet
	1(b)	20	20	Unrestricted Days Cash	161	School Audit Report: Governmental Funds- Balance Sheet & Statement of Revenues, Expenditures, and Changes in Fund Balance
	1(c)	20	10	Annual Debt to Income	6.252%	School Audit Report: Statement of Revenues, Expenditures, and Changes in Fund Balance
	1(d)	10	10	Default	No	School Audit Report: Notes
Sustainability Measures	1(e)	15	15	Aggregated Efficiency Margin	4.120%	School Audit Report: Statement of Activities (most recent 3yrs if available), Notes-Pension Plan
	1(f)	20	20	Debt to Asset Ratio	32.315%	School Audit Report: Statement of Net Position

Indicator 1: Fiscal Viability, Points and Designation:	90	Meets
---	-----------	--------------

Indicator	Measure	Points Available	Points Earned	Measure Name	Explanation	Data Source
Financial Management and Oversight	2(a)	20	20	GAAP Standards	Did the school submit a clean audit?-Yes	School's Independent Annual Financial Audit
	2(b)	15	15	Federal Requirements	The school received all possible points because it complied with all material provisions of the Federal Requirements.	GADOE: Federal Program Monitoring/SCSC Monitoring
	2(c)	15	15	LUA Manual	The school received all possible points because it complied with all material provisions of the LUA manual.	SCSC Monitoring
	2(d)	20	20	School's Policies	The school received all possible points because it complied with all material provisions of the school's own policies.	SCSC Monitoring
	2(e)	10	10	Enrollment Variance	1.250%	SCSC Annual Enrollment Projection Form & GADOE: Data Collections, Student Enrollment by Grade Level
	2(f)	20	20	Timely Audit Submission	Did the school submit its audit by Nov. 1?-Yes	School Audit Report

Indicator 2: Fiscal Management & Oversight, Points and Designation:	100	Meets
--	------------	--------------

By Financial Indicator Performance Expectations	
80-100 points	Meets Performance Standards
70-79 points	Approaches Performance Standards
0-69 points	Does Not Meet Performance Standards

Spring Creek Charter Academy

SECTION III: OPERATIONAL PERFORMANCE


Overall Designation
Meets Standards

Overall Operations Performance Expectations	
80-100 points	Meets Performance Standards
70-79 points	Approaches Performance Standards
0-69 points	Does Not Meet Performance Standards

Indicator	Measure	Points Available	Points Earned	Explanation	Data Source
Educational Program Compliance	1(a)	4	4	The school received all possible points because it has fully implemented all essential or innovative features of its education and operational program and met all mission-specific goals included in its charter contract.	SCSC: Monitoring Activities
	1(b)	4	4	The school received all possible points because it received no findings indicating the school is out of compliance with all applicable laws, rules, regulations, and provisions of its charter contract relating to state education requirements.	SCSC: Monitoring Activities
	1(c)	4	4	The school received all possible points because it received no findings indicating the school is out of compliance with applicable laws, rules, regulations, and provisions of its charter contract relating to federal education requirements.	SCSC: Monitoring Activities
	1(d)	4	4	The school received all possible points because it complied with applicable laws, rules, regulations, and provisions of its charter contract relating to relevant reporting requirements.	SCSC: Monitoring Activities
Governance, Ethics and Transparency	2(a)	5	5	The school received all possible points because the school is complying with all applicable general governance requirements.	SCSC: Monitoring Activities
	2(b)	5	5	The school received all possible points because the school complied with the Georgia Open Meetings Act and Open Records Act requirements, and its budget was approved in accordance with state law.	SCSC: Monitoring Activities
	2(c)	5	5	The school received all possible points because all governing board members completed required training through the SCSC or approved alternate provider.	SCSC: Monitoring Activities
	2(d)	5	5	The school received all possible points because it complied with all applicable regulations relating to operating transparently and effectively communicating with stakeholders.	SCSC: Monitoring Activities
Obligations to Students	3(a)	6	6	The school received all possible points because it complied with all applicable laws, rules, regulations, provisions of its charter contract, and its policies relating to the rights of students.	SCSC: Monitoring Activities
	3(b)	6	6	The school received all possible points because it complied with all regulations relating to the treatment of students with identified disabilities and those suspected of having a disability.	SCSC: Monitoring Activities
	3(c)	6	6	The school received all possible points because it protects the rights of English Learners (ELs).	SCSC: Monitoring Activities
	4(a)	6	6	The school received all possible points because it complied with regulations relating to employee qualifications, employee evaluations, and criminal background checks.	SCSC: Monitoring Activities

Employer Qualifications, Evaluations and Criminal Records	4(b)	6	6	The school received all possible points because it complied with all applicable regulations relating to employment considerations.	SCSC: Monitoring Activities
	4(c)	6	6	The school received all possible points because it complied with all applicable regulations relating to employment considerations.	SCSC: Monitoring Activities
School Environment	5(a)	6	6	The school received all possible points because it complied with facilities requirements.	SCSC: Monitoring Activities
	5(b)	6	6	The school received all possible points because it complied with all applicable regulations relating to safety and the protection of student and employee health.	SCSC: Monitoring Activities
	5(c)	6	6	The school received all possible points because it complied with applicable regulations relating to providing required federal notices and the handling of information and stakeholder communication.	SCSC: Monitoring Activities
Additional Obligations	6(a)	4	4	The school received all possible points because school complied with all other legal, statutory, regulatory, or contractual requirements, that are not otherwise explicitly addressed in the Operational Standards.	SCSC: Monitoring Activities
	6(b)	6	6	The school received all possible points because it remedied noncompliance after proper notification.	SCSC: Monitoring Activities

Overall Points
100



**COMPREHENSIVE PERFORMANCE
FRAMEWORK**
for State Charter School Evaluation

Statesboro STEAM Academy

Section	Designation
Academic Performance	Varied Performance
Financial Performance	Approaches Standards
Operational Performance	Meets Standards

Performance Track Record Across the Term				
Section	2021-22	2022-23	2023-24	2024-25
Academic Performance	Meets	Meets	Varied	Varied
Financial Performance	100	95	90/30	80/60
Operational Performance	77	59	82	96

Statesboro STEAM Academy

SECTION I: ACADEMIC PERFORMANCE

Overall Designation
Varied Performance

Explanation
The school earned a Varied designation because it outperformed the comparison score on at least one measure in at least one grade band served, but also performed at least two (2) points lower than the

Overall Designations	
Exceeds	Outperforms by 10 or more points in all grade bands served on any one of combination of measures
Meets	Outperforms by at least 1 point in all grade bands served on any one or combination of measures.
Approaches	Performs no more than 2 points below in all grade bands served on any one or combination of measures.
Varied	Varied performance across grade bands. The school meets or exceeds in one grade band(s) and does not meet in the other(s).
Does Not Meet	Performs below in all grade bands served across all measures.

Indicator	Measure	Grade Band	Grade Band Designation
Grade Band Measures	CCRPI Content Mastery	E	DNM
		M	DNM
		H	DNM
	CCRPI Progress	E	NA
		M	DNM
		H	DNM
	CCRPI Grade Band Score	E	Meets
		M	DNM
		H	DNM
	Value-Added Impact Scores	E	DNM
		M	DNM
		H	DNM

Grade Band Designations	
Exceeds	Outperforms by 10 or more points
Meets	Outperforms by at least 1 point
Approaches	Performs no more than 2 points below
Does Not Meet	Performs more than 2 points below

ACADEMIC PERFORMANCE BAR CHARTS

■ SCSC School Score ■ School-Level Comparison ■ District-Weighted Comparison



Statesboro STEAM Academy

SECTION II: FINANCIAL PERFORMANCE- New Method

Overall Designation
Approaches Standards

Overall Designations	
80 points or more on both indicators	Meets Performance Standards
Any combination of scores otherwise noted for Meets and Does Not Meet designations	Approaches Performance Standards
69 points or less on both indicators	Does Not Meet Performance Standards

Indicator	Measure	Points Available	Points Earned	Measure Name	Measure Value	Data Source
Near Term Measures	1(a)	15	15	Current Ratio	11.946	School Audit Report: Governmental Funds- Balance Sheet
	1(b)	20	10	Unrestricted Days Cash	58	School Audit Report: Governmental Funds- Balance Sheet & Statement of Revenues, Expenditures, and Changes in Fund Balance
	1(c)	25	15	Annual Debt to Income	6.094%	School Audit Report: Statement of Revenues, Expenditures, and Changes in Fund Balance
	1(d)	10	10	Default	No	School Audit Report: Notes
Sustainability Measures	1(e)	15	15	Aggregated Efficiency Margin	5.610%	School Audit Report: Statement of Activities (most recent 3yrs if available), Notes-Pension Plan
	1(f)	15	15	Debt to Asset Ratio	91.969%	School Audit Report: Statement of Net Position

Indicator 1: Fiscal Viability, Points and Designation:	80	Meets
---	-----------	--------------

Indicator	Measure	Points Available	Points Earned	Measure Name	Explanation	Data Source
Financial Management and Oversight	2(a)	20	20	GAAP Standards	Did the school submit a clean audit?-Yes	School's Independent Annual Financial Audit
	2(b)	15	0	Federal Requirements	The school did not receive any points because it failed to comply with one or more material provisions of the Federal requirements. Specifically, the school received a finding in its FY25 SCSC Monitoring Letter regarding a) the provisions describing a process for preventing property loss, damage, or theft of the property, and b) the conflicts of interest policy, and failed to demonstrate reasonable efforts to remediate all	GADOE: Federal Program Monitoring/SCSC Monitoring
	2(c)	15	15	LUA Manual	The school received all possible points because it compiled with all material provisions of the LUA manual.	SCSC Monitoring
	2(d)	20	0	School's Policies	The school received partial points because it failed to comply with at least one material provision of the school's own policies, but adequately remedied its	SCSC Monitoring
	2(e)	10	5	Enrollment Variance	6.250%	SCSC Annual Enrollment Projection Form & GADOE: Data Collections, Student Enrollment by Grade Level
	2(f)	20	20	Timely Audit Submission	Did the school submit its audit by Nov. 1?-Yes	School Audit Report

Indicator 2: Fiscal Management & Oversight, Points and Designation:	60	Does Not Meet
--	-----------	----------------------

By Financial Indicator Performance Expectations	
80-100 points	Meets Performance Standards
70-79 points	Approaches Performance Standards
0-69 points	Does Not Meet Performance Standards

Statesboro STEAM Academy

SECTION II: FINANCIAL PERFORMANCE- Old Method

Overall Designation
Approaches Standards

Overall Designations	
80 points or more on both indicators	Meets Performance Standards
Any combination of scores otherwise noted for Meets and Does Not Meet designations	Approaches Performance Standards
69 points or less on both indicators	Does Not Meet Performance Standards

Indicator	Measure	Points Available	Points Earned	Measure Name	Measure Value	Data Source
Near Term Measures	1(a)	15	15	Current Ratio	11.946	School Audit Report: Governmental Funds- Balance Sheet
	1(b)	20	10	Unrestricted Days Cash	57	School Audit Report: Governmental Funds- Balance Sheet & Statement of Revenues, Expenditures, and Changes in Fund Balance
	1(c)	20	10	Annual Debt to Income	6.094%	School Audit Report: Statement of Revenues, Expenditures, and Changes in Fund Balance
	1(d)	10	10	Default	No	School Audit Report: Notes
Sustainability Measures	1(e)	15	15	Aggregated Efficiency Margin	5.610%	School Audit Report: Statement of Activities (most recent 3yrs if available), Notes-Pension Plan
	1(f)	20	20	Debt to Asset Ratio	91.969%	School Audit Report: Statement of Net Position

Indicator 1: Fiscal Viability, Points and Designation:	80	Meets
---	-----------	--------------

Indicator	Measure	Points Available	Points Earned	Measure Name	Explanation	Data Source
Financial Management and Oversight	2(a)	20	20	GAAP Standards	Did the school submit a clean audit?-Yes	School's Independent Annual Financial Audit
	2(b)	15	0	Federal Requirements	The school did not receive any points because it failed to comply with one or more material provisions of the Federal requirements. Specifically, the school received a finding in its FY25 SCSC Monitoring Letter regarding a) the provisions describing a process for preventing property loss, damage, or theft of the property, and b) the conflicts of interest policy, and failed to demonstrate reasonable efforts to remediate all	GADOE: Federal Program Monitoring/SCSC Monitoring
	2(c)	15	15	LUA Manual	The school received all possible points because it complied with all material provisions of the LUA manual.	SCSC Monitoring
	2(d)	20	0	School's Policies	The school received partial points because it failed to comply with at least one material provision of the school's own policies, but adequately remedied its	SCSC Monitoring
	2(e)	10	5	Enrollment Variance	6.250%	SCSC Annual Enrollment Projection Form & GADOE: Data Collections, Student Enrollment by Grade Level
	2(f)	20	20	Timely Audit Submission	Did the school submit its audit by Nov. 1?-Yes	School Audit Report

Indicator 2: Fiscal Management & Oversight, Points and Designation:	60	Does Not Meet
--	-----------	----------------------

By Financial Indicator Performance Expectations	
80-100 points	Meets Performance Standards
70-79 points	Approaches Performance Standards
0-69 points	Does Not Meet Performance Standards

Statesboro STEAM Academy

SECTION III: OPERATIONAL PERFORMANCE


Overall Designation
Meets Standards

Overall Operations Performance Expectations	
80-100 points	Meets Performance Standards
70-79 points	Approaches Performance Standards
0-69 points	Does Not Meet Performance Standards

Indicator	Measure	Points Available	Points Earned	Explanation	Data Source
Educational Program Compliance	1(a)	4	4	The school received all possible points because it has fully implemented all essential or innovative features of its education and operational program and met all mission-specific goals included in its charter contract.	SCSC: Monitoring Activities
	1(b)	4	4	The school received all possible points because it received no findings indicating the school is out of compliance with all applicable laws, rules, regulations, and provisions of its charter contract relating to state education requirements.	SCSC: Monitoring Activities
	1(c)	4	4	The school received all possible points because it received no findings indicating the school is out of compliance with applicable laws, rules, regulations, and provisions of its charter contract relating to federal education requirements.	SCSC: Monitoring Activities
	1(d)	4	4	The school received all possible points because it complied with applicable laws, rules, regulations, and provisions of its charter contract relating to relevant reporting requirements.	SCSC: Monitoring Activities
Governance, Ethics and Transparency	2(a)	5	5	The school received all possible points because the school is complying with all applicable general governance requirements.	SCSC: Monitoring Activities
	2(b)	5	5	The school received all possible points because the school complied with the Georgia Open Meetings Act and Open Records Act requirements, and its budget was approved in accordance with state law.	SCSC: Monitoring Activities
	2(c)	5	3	The school failed to take action to ensure that all governing board members comply with the Governance Training Requirement; however, the school ensured that at least 75% of its governing board members complied with the Governance Training Requirement.	SCSC: Training Rosters
	2(d)	5	5	The school received all possible points because it complied with all applicable regulations relating to operating transparently and effectively communicating with stakeholders.	SCSC: Monitoring Activities
Obligations to Students	3(a)	6	6	The school received all possible points because it complied with all applicable laws, rules, regulations, provisions of its charter contract, and its policies relating to the rights of students.	SCSC: Monitoring Activities
	3(b)	6	6	The school received all possible points because it complied with all regulations relating to the treatment of students with identified disabilities and those suspected of having a disability.	SCSC: Monitoring Activities

Obligations to Students	3(c)	6	4	The school received partial points because the school failed to comply with at least one applicable regulation relating to EL requirements, but the school adequately remedied its finding(s) and regained compliance. Specifically, the school received a finding in its FY25 SCSC Monitoring Results for its procedures for identifying and serving English Learners but made reasonable efforts to remediate the finding to regain compliance.	SCSC: Monitoring Results
Employer Qualifications, Evaluations and Criminal Records	4(a)	6	6	The school received all possible points because it complied with regulations relating to employee qualifications, employee evaluations, and criminal background checks.	SCSC: Monitoring Activities
	4(b)	6	6	The school received all possible points because it complied with all applicable regulations relating to employment considerations.	SCSC: Monitoring Activities
	4(c)	6	6	The school received all possible points because it complied with all applicable regulations relating to employment considerations.	SCSC: Monitoring Activities
School Environment	5(a)	6	6	The school received all possible points because it complied with facilities requirements.	SCSC: Monitoring Activities
	5(b)	6	6	The school received all possible points because it complied with all applicable regulations relating to safety and the protection of student and employee health.	SCSC: Monitoring Activities
	5(c)	6	6	The school received all possible points because it complied with applicable regulations relating to providing required federal notices and the handling of information and stakeholder communication.	SCSC: Monitoring Activities
Additional Obligations	6(a)	4	4	The school received all possible points because school complied with all other legal, statutory, regulatory, or contractual requirements, that are not otherwise explicitly addressed in the Operational Standards.	SCSC: Monitoring Activities
	6(b)	6	6	The school received all possible points because it remedied noncompliance after proper notification.	SCSC: Monitoring Activities

Overall Points
96



**COMPREHENSIVE PERFORMANCE
FRAMEWORK**
for State Charter School Evaluation

The Anchor School

Section	Designation
Academic Performance	Meets Standards
Financial Performance	Meets Standards
Operational Performance	Meets Standards

Performance Track Record Across the Term				
Section	2021-22	2022-23	2023-24	2024-25
Academic Performance	NA	NA	APP	Meets
Financial Performance	NA	NA	80/70	90/85
Operational Performance	NA	NA	95	93

SECTION I: ACADEMIC PERFORMANCE

Overall Designation
Meets Standards

Explanation
The school earned a Meets designation because it outperformed the comparison score on at least one of the academic measures in each grade band served.

Overall Designations	
Exceeds	Outperforms by 10 or more points in all grade bands served on any one of combination of measures
Meets	Outperforms by at least 1 point in all grade bands served on any one or combination of measures.
Approaches	Performs no more than 2 points below in all grade bands served on any one or combination of measures.
Varied	Varied performance across grade bands. The school meets or exceeds in one grade band(s) and does not meet in the other(s).
Does Not Meet	Performs below in all grade bands served across all measures.

Indicator	Measure	Grade Band	Grade Band Designation
Grade Band Measures	CCRPI Content Mastery	E	--
		M	Meets
		H	--
	CCRPI Progress	E	--
		M	DNM
		H	--
	CCRPI Grade Band Score	E	--
		M	Approaches
		H	--
	Value-Added Impact Scores	E	--
		M	DNM
		H	--

Grade Band Designations	
Exceeds	Outperforms by 10 or more points
Meets	Outperforms by at least 1 point
Approaches	Performs no more than 2 points below
Does Not Meet	Performs more than 2 points below

ACADEMIC PERFORMANCE BAR CHARTS

■ SCSC School Score ■ School-Level Comparison ■ District-Weighted Comparison



The Anchor School

SECTION II: FINANCIAL PERFORMANCE- New Method

Overall Designation
Meets Standards

Overall Designations	
80 points or more on both indicators	Meets Performance Standards
Any combination of scores otherwise noted for Meets and Does Not Meet designations	Approaches Performance Standards
69 points or less on both indicators	Does Not Meet Performance Standards

Indicator	Measure	Points Available	Points Earned	Measure Name	Measure Value	Data Source
Near Term Measures	1(a)	15	15	Current Ratio	3.610	School Audit Report: Governmental Funds- Balance Sheet
	1(b)	20	10	Unrestricted Days Cash	44	School Audit Report: Governmental Funds- Balance Sheet & Statement of Revenues, Expenditures, and Changes in Fund Balance
	1(c)	25	20	Annual Debt to Income	0.297%	School Audit Report: Statement of Revenues, Expenditures, and Changes in Fund Balance
	1(d)	10	10	Default	No	School Audit Report: Notes
Sustainability Measures	1(e)	15	15	Aggregated Efficiency Margin	10.788%	School Audit Report: Statement of Activities (most recent 3yrs if available), Notes-Pension Plan
	1(f)	15	15	Debt to Asset Ratio	84.433%	School Audit Report: Statement of Net Position

Indicator 1: Fiscal Viability, Points and Designation:	85	Meets
---	-----------	--------------

Indicator	Measure	Points Available	Points Earned	Measure Name	Explanation	Data Source
Financial Management and Oversight	2(a)	20	20	GAAP Standards	Did the school submit a clean audit?-Yes	School's Independent Annual Financial Audit
	2(b)	15	10	Federal Requirements	The school received partial points because it failed to comply with at least one material provision of the Federal Requirement, but adequately remedied its finding(s) and regained compliance. Specifically, the school received a finding in its FY25 SCSC Monitoring Letter regarding its property records, but made reasonable efforts to remediate the finding to regain compliance.	GaDOE: Federal Program Monitoring/SCSC Monitoring
	2(c)	15	15	LUA Manual	The school received all possible points because it compiled with all material provisions of the LUA manual.	SCSC Monitoring
	2(d)	20	20	School's Policies	The school received all possible points because it compiled with all material provisions of the school's own policies.	SCSC Monitoring
	2(e)	10	0	Enrollment Variance	16.854%	SCSC Annual Enrollment Projection Form & GADOE: Data Collections, Student Enrollment by Grade Level
	2(f)	20	20	Timely Audit Submission	Did the school submit its audit by Nov. 1?-Yes	School Audit Report

Indicator 2: Fiscal Management & Oversight, Points and Designation:	85	Meets
--	-----------	--------------

By Financial Indicator Performance Expectations	
80-100 points	Meets Performance Standards
70-79 points	Approaches Performance Standards
0-69 points	Does Not Meet Performance Standards

The Anchor School

SECTION II: FINANCIAL PERFORMANCE- Old Method

Overall Designation	
Meets Standards	

Overall Designations	
80 points or more on both indicators	Meets Performance Standards
Any combination of scores otherwise noted for Meets and Does Not Meet designations	Approaches Performance Standards
69 points or less on both indicators	Does Not Meet Performance Standards

Indicator	Measure	Points Available	Points Earned	Measure Name	Measure Value	Data Source
Near Term Measures	1(a)	15	15	Current Ratio	3.610	School Audit Report: Governmental Funds- Balance Sheet
	1(b)	20	10	Unrestricted Days Cash	29	School Audit Report: Governmental Funds- Balance Sheet & Statement of Revenues, Expenditures, and Changes in Fund Balance
	1(c)	20	20	Annual Debt to Income	0.297%	School Audit Report: Statement of Revenues, Expenditures, and Changes in Fund Balance
	1(d)	10	10	Default	No	School Audit Report: Notes
Sustainability Measures	1(e)	15	15	Aggregated Efficiency Margin	10.788%	School Audit Report: Statement of Activities (most recent 3yrs if available), Notes-Pension Plan
	1(f)	20	20	Debt to Asset Ratio	84.433%	School Audit Report: Statement of Net Position

Indicator 1: Fiscal Viability, Points and Designation:	90	Meets
---	-----------	--------------

Indicator	Measure	Points Available	Points Earned	Measure Name	Explanation	Data Source
Financial Management and Oversight	2(a)	20	20	GAAP Standards	Did the school submit a clean audit?-Yes	School's Independent Annual Financial Audit
	2(b)	15	10	Federal Requirements	The school received partial points because it failed to comply with at least one material provision of the Federal Requirement, but adequately remedied its finding(s) and regained compliance. Specifically, the school received a finding in its FY25 SCSC Monitoring Letter regarding its property records, but made reasonable efforts to remediate the finding to regain compliance.	GADOE: Federal Program Monitoring/SCSC Monitoring
	2(c)	15	15	LUA Manual	The school received all possible points because it complied with all material provisions of the LUA manual.	SCSC Monitoring
	2(d)	20	20	School's Policies	The school received all possible points because it complied with all material provisions of the school's own policies.	SCSC Monitoring
	2(e)	10	0	Enrollment Variance	16.854%	SCSC Annual Enrollment Projection Form & GADOE: Data Collections, Student Enrollment by Grade Level
	2(f)	20	20	Timely Audit Submission	Did the school submit its audit by Nov. 1?-Yes	School Audit Report

Indicator 2: Fiscal Management & Oversight, Points and Designation:	85	Meets
--	-----------	--------------

By Financial Indicator Performance Expectations	
80-100 points	Meets Performance Standards
70-79 points	Approaches Performance Standards
0-69 points	Does Not Meet Performance Standards

The Anchor School

SECTION III: OPERATIONAL PERFORMANCE


Overall Designation
Meets Standards

Overall Operations Performance Expectations	
80-100 points	Meets Performance Standards
70-79 points	Approaches Performance Standards
0-69 points	Does Not Meet Performance Standards

Indicator	Measure	Points Available	Points Earned	Explanation	Data Source
Educational Program Compliance	1(a)	4	4	The school received all possible points because it has fully implemented all essential or innovative features of its education and operational program and met all mission-specific goals included in its charter contract.	SCSC: Monitoring Activities
	1(b)	4	4	The school received all possible points because it received no findings indicating the school is out of compliance with all applicable laws, rules, regulations, and provisions of its charter contract relating to state education requirements.	SCSC: Monitoring Activities
	1(c)	4	2	The school received partial points because it received a finding indicating the school is out of compliance with federal education requirements. Specifically, the school received a finding related to Title I-A, Parent and Family Engagement from the Georgia Department of Education's FY25 Cross-Functional Monitoring.	GaDOE: Federal Program Monitoring
	1(d)	4	4	The school received all possible points because it complied with applicable laws, rules, regulations, and provisions of its charter contract relating to relevant reporting requirements.	SCSC: Monitoring Activities
Governance, Ethics and Transparency	2(a)	5	5	The school received all possible points because the school is complying with all applicable general governance requirements.	SCSC: Monitoring Results
	2(b)	5	0	The school did not receive any points because it failed to comply with at least one applicable state law requirement regarding the passage of the school's annual budget	SCSC: Monitoring Results
	2(c)	5	5	The school received all possible points because all governing board members completed required training through the SCSC or approved alternate provider.	SCSC: Monitoring Activities
	2(d)	5	5	The school received all possible points because it complied with all applicable regulations relating to operating transparently and effectively communicating with stakeholders.	SCSC: Monitoring Activities
Obligations to Students	3(a)	6	6	The school received all possible points because it complied with all applicable laws, rules, regulations, provisions of its charter contract, and its policies relating to the rights of students.	SCSC: Monitoring Activities
	3(b)	6	6	The school received all possible points because it complied with all regulations relating to the treatment of students with identified disabilities and those suspected of having a disability.	SCSC: Monitoring Activities
	3(c)	6	6	The school received all possible points because it protects the rights of English Learners (ELs).	SCSC: Monitoring Activities
	4(a)	6	6	The school received all possible points because it complied with regulations relating to employee qualifications, employee evaluations, and criminal background checks.	SCSC: Monitoring Activities

Employer Qualifications, Evaluations and Criminal Records	4(b)	6	6	The school received all possible points because it complied with all applicable regulations relating to employment considerations.	SCSC: Monitoring Activities
	4(c)	6	6	The school received all possible points because it complied with all applicable regulations relating to employment considerations.	SCSC: Monitoring Activities
School Environment	5(a)	6	6	The school received all possible points because it complied with facilities requirements.	SCSC: Monitoring Activities
	5(b)	6	6	The school received all possible points because it complied with all applicable regulations relating to safety and the protection of student and employee health.	SCSC: Monitoring Activities
	5(c)	6	6	The school received all possible points because it complied with applicable regulations relating to providing required federal notices and the handling of information and stakeholder communication.	SCSC: Monitoring Activities
Additional Obligations	6(a)	4	4	The school received all possible points because school complied with all other legal, statutory, regulatory, or contractual requirements, that are not otherwise explicitly addressed in the Operational Standards.	SCSC: Monitoring Activities
	6(b)	6	6	The school received all possible points because it remedied noncompliance after proper notification.	SCSC: Monitoring Activities

Overall Points
93



**COMPREHENSIVE PERFORMANCE
FRAMEWORK**
for State Charter School Evaluation

Utopian Academy for the Arts Trilith

Section	Designation
Academic Performance	Meets Standards
Financial Performance	Approaches Standards
Operational Performance	Meets Standards

Performance Track Record Across the Term				
Section	2021-22	2022-23	2023-24	2024-25
Academic Performance	NA	NA	Exceeds	Meets
Financial Performance	NA	NA	80/85	60/80
Operational Performance	NA	NA	92	92

Utopian Academy for the Arts Trilith

SECTION I: ACADEMIC PERFORMANCE

Overall Designation
Meets Standards

Explanation
The school earned a Meets designation because it outperformed the comparison score on at least one of the academic measures in each grade band served.

Overall Designations	
Exceeds	Outperforms by 10 or more points in all grade bands served on any one of combination of measures
Meets	Outperforms by at least 1 point in all grade bands served on any one or combination of measures.
Approaches	Performs no more than 2 points below in all grade bands served on any one or combination of measures.
Varied	Varied performance across grade bands. The school meets or exceeds in one grade band(s) and does not meet in the other(s).
Does Not Meet	Performs below in all grade bands served across all measures.

Indicator	Measure	Grade Band	Grade Band Designation
Grade Band Measures	CCRPI Content Mastery	E	--
		M	Meets
		H	--
	CCRPI Progress	E	--
		M	Meets
		H	--
	CCRPI Grade Band Score	E	--
		M	Approaches
		H	--
Value-Added Impact Scores	E	--	
	M	DNM	
	H	--	

Grade Band Designations	
Exceeds	Outperforms by 10 or more points
Meets	Outperforms by at least 1 point
Approaches	Performs no more than 2 points below
Does Not Meet	Performs more than 2 points below

ACADEMIC PERFORMANCE BAR CHARTS

■ SCSC School Score ■ School-Level Comparison ■ District-Weighted Comparison



Utopian Academy for the Arts Trilith

SECTION II: FINANCIAL PERFORMANCE- New Method

Overall Designation
Approaches Standards

Overall Designations	
80 points or more on both indicators	Meets Performance Standards
Any combination of scores otherwise noted for Meets and Does Not Meet designations	Approaches Performance Standards
69 points or less on both indicators	Does Not Meet Performance Standards

Indicator	Measure	Points Available	Points Earned	Measure Name	Measure Value	Data Source
Near Term Measures	1(a)	15	10	Current Ratio	0.926	School Audit Report: Governmental Funds- Balance Sheet
	1(b)	20	0	Unrestricted Days Cash	9	School Audit Report: Governmental Funds- Balance Sheet & Statement of Revenues, Expenditures, and Changes in Fund Balance
	1(c)	25	20	Annual Debt to Income	0.000%	School Audit Report: Statement of Revenues, Expenditures, and Changes in Fund Balance
	1(d)	10	10	Default	No	School Audit Report: Notes
Sustainability Measures	1(e)	15	10	Aggregated Efficiency Margin	-4.536%	School Audit Report: Statement of Activities (most recent 3yrs if available), Notes-Pension Plan
	1(f)	15	10	Debt to Asset Ratio	98.710%	School Audit Report: Statement of Net Position

Indicator 1: Fiscal Viability, Points and Designation:	60	Does Not Meet
---	-----------	----------------------

Indicator	Measure	Points Available	Points Earned	Measure Name	Explanation	Data Source
Financial Management and Oversight	2(a)	20	20	GAAP Standards	Did the school submit a clean audit?-Yes	School's Independent Annual Financial Audit
	2(b)	15	0	Federal Requirements	The school did not receive any points because it failed to comply with one or more material provisions of the Federal requirements. Specifically, the GaDOE reported that the school was not in compliance with one or more federal provisions during the GaDOE Cross-Functional Monitoring process.	GaDOE: Federal Program Monitoring/SCSC Monitoring
	2(c)	15	15	LUA Manual	The school received all possible points because it compiled with all material provisions of the LUA manual.	SCSC Monitoring
	2(d)	20	20	School's Policies	The school received all possible points because it compiled with all material provisions of the school's own policies.	SCSC Monitoring
	2(e)	10	5	Enrollment Variance	6.369%	SCSC Annual Enrollment Projection Form & GADOE: Data Collections, Student Enrollment by Grade Level
	2(f)	20	20	Timely Audit Submission	Did the school submit its audit by Nov. 1?-Yes	School Audit Report

Indicator 2: Fiscal Management & Oversight, Points and Designation:	80	Meets
--	-----------	--------------

By Financial Indicator Performance Expectations	
80-100 points	Meets Performance Standards
70-79 points	Approaches Performance Standards
0-69 points	Does Not Meet Performance Standards

Utopian Academy for the Arts Trilith

SECTION II: FINANCIAL PERFORMANCE- Old Method

Overall Designation
Approaches Standards

Overall Designations	
80 points or more on both indicators	Meets Performance Standards
Any combination of scores otherwise noted for Meets and Does Not Meet designations	Approaches Performance Standards
69 points or less on both indicators	Does Not Meet Performance Standards

Indicator	Measure	Points Available	Points Earned	Measure Name	Measure Value	Data Source
Near Term Measures	1(a)	15	10	Current Ratio	0.926	School Audit Report: Governmental Funds- Balance Sheet
	1(b)	20	0	Unrestricted Days Cash	9	School Audit Report: Governmental Funds- Balance Sheet & Statement of Revenues, Expenditures, and Changes in Fund Balance
	1(c)	20	20	Annual Debt to Income	0.000%	School Audit Report: Statement of Revenues, Expenditures, and Changes in Fund Balance
	1(d)	10	10	Default	No	School Audit Report: Notes
Sustainability Measures	1(e)	15	10	Aggregated Efficiency Margin	-4.536%	School Audit Report: Statement of Activities (most recent 3yrs if available), Notes-Pension Plan
	1(f)	20	10	Debt to Asset Ratio	98.710%	School Audit Report: Statement of Net Position

Indicator 1: Fiscal Viability, Points and Designation:	60	Does Not Meet
---	-----------	----------------------

Indicator	Measure	Points Available	Points Earned	Measure Name	Explanation	Data Source
Financial Management and Oversight	2(a)	20	20	GAAP Standards	Did the school submit a clean audit?-Yes	School's Independent Annual Financial Audit
	2(b)	15	0	Federal Requirements	The school did not receive any points because it failed to comply with one or more material provisions of the Federal requirements. Specifically, the GaDOE reported that the school was not in compliance with one or more federal provisions during the GaDOE Cross-Functional Monitoring process.	GaDOE: Federal Program Monitoring/SCSC Monitoring
	2(c)	15	15	LUA Manual	The school received all possible points because it complied with all material provisions of the LUA manual.	SCSC Monitoring
	2(d)	20	20	School's Policies	The school received all possible points because it complied with all material provisions of the school's own policies.	SCSC Monitoring
	2(e)	10	5	Enrollment Variance	6.369%	SCSC Annual Enrollment Projection Form & GADOE: Data Collections, Student Enrollment by Grade Level
	2(f)	20	20	Timely Audit Submission	Did the school submit its audit by Nov. 1?-Yes	School Audit Report

Indicator 2: Fiscal Management & Oversight, Points and Designation:	80	Meets
--	-----------	--------------

By Financial Indicator Performance Expectations	
80-100 points	Meets Performance Standards
70-79 points	Approaches Performance Standards
0-69 points	Does Not Meet Performance Standards

Utopian Academy for the Arts Trilith

SECTION III: OPERATIONAL PERFORMANCE


Overall Designation
Meets Standards

Overall Operations Performance Expectations	
80-100 points	Meets Performance Standards
70-79 points	Approaches Performance Standards
0-69 points	Does Not Meet Performance Standards

Indicator	Measure	Points Available	Points Earned	Explanation	Data Source
Educational Program Compliance	1(a)	4	4	The school received all possible points because it has fully implemented all essential or innovative features of its education and operational program and met all mission-specific goals included in its charter contract.	SCSC: Monitoring Activities
	1(b)	4	4	The school received all possible points because it received no findings indicating the school is out of compliance with all applicable laws, rules, regulations, and provisions of its charter contract relating to state education requirements.	SCSC: Monitoring Activities
	1(c)	4	4	The school received all possible points because it received no findings indicating the school is out of compliance with applicable laws, rules, regulations, and provisions of its charter contract relating to federal education requirements.	SCSC: Monitoring Activities
	1(d)	4	4	The school received all possible points because it complied with applicable laws, rules, regulations, and provisions of its charter contract relating to relevant reporting requirements.	SCSC: Monitoring Activities
Governance, Ethics and Transparency	2(a)	5	3	The school received partial points because the school was found out of compliance with applicable general governance, but remedied the finding(s) within the specified timeframe. Specifically, the school received a finding in its FY25 SCSC Monitoring Results for its conflict of interest policy but made reasonable efforts to remediate the finding to regain compliance.	SCSC: Monitoring Results
	2(b)	5	5	The school received all possible points because the school complied with the Georgia Open Meetings Act and Open Records Act requirements, and its budget was approved in accordance with state law.	SCSC: Monitoring Activities
	2(c)	5	5	The school received all possible points because all governing board members completed required training through the SCSC or approved alternate provider.	SCSC: Monitoring Activities
	2(d)	5	5	The school received all possible points because it complied with all applicable regulations relating to operating transparently and effectively communicating with stakeholders.	SCSC: Monitoring Activities
Obligations to Students	3(a)	6	6	The school received all possible points because it complied with all applicable laws, rules, regulations, provisions of its charter contract, and its policies relating to the rights of students.	SCSC: Monitoring Activities
	3(b)	6	6	The school received all possible points because it complied with all regulations relating to the treatment of students with identified disabilities and those suspected of having a disability.	SCSC: Monitoring Activities

	3(c)	6	6	The school received all possible points because it protects the rights of English Learners (ELs).	SCSC: Monitoring Activities
Employer Qualifications, Evaluations and Criminal Records	4(a)	6	6	The school received all possible points because it complied with regulations relating to employee qualifications, employee evaluations, and criminal background checks.	SCSC: Monitoring Activities
	4(b)	6	6	The school received all possible points because it complied with all applicable regulations relating to employment considerations.	SCSC: Monitoring Activities
	4(c)	6	6	The school received all possible points because it complied with all applicable regulations relating to employment considerations.	SCSC: Monitoring Activities
School Environment	5(a)	6	6	The school received all possible points because it complied with facilities requirements.	SCSC: Monitoring Activities
	5(b)	6	0	The school did not receive any points because it failed to comply with applicable regulations relating to safety and the protection of student and employee health. Specifically, the school received a finding in its FY25 SCSC Monitoring Results for its policy on identifying and reporting child abuse and did not submit a corrective action plan that demonstrated remediation.	SCSC: Monitoring Results
	5(c)	6	6	The school received all possible points because it complied with applicable regulations relating to providing required federal notices and the handling of information and stakeholder communication.	SCSC: Monitoring Activities
Additional Obligations	6(a)	4	4	The school received all possible points because school complied with all other legal, statutory, regulatory, or contractual requirements, that are not otherwise explicitly addressed in the Operational Standards.	SCSC: Monitoring Activities
	6(b)	6	6	The school received all possible points because it remedied noncompliance after proper notification.	SCSC: Monitoring Activities

Overall Points
92



**COMPREHENSIVE PERFORMANCE
FRAMEWORK**
for State Charter School Evaluation

Yi Hwang Academy of Language Excellence

Section	Designation
Academic Performance	Exceeds Standards
Financial Performance	Approaches Standards
Operational Performance	Meets Standards

Performance Track Record Across the Term				
Section	2021-22	2022-23	2023-24	2024-25
Academic Performance	Meets	Meets	Exceeds	Exceeds
Financial Performance	95	100	100/50	100/75
Operational Performance	87	72	92	100

Yi Hwang Academy of Language Excellence

SECTION I: ACADEMIC PERFORMANCE

Overall Designation
Exceeds Standards

Explanation
The school earned an Exceeds designation because it outperformed the comparison score by 10 or more points on at least one academic measure in each grade band served.

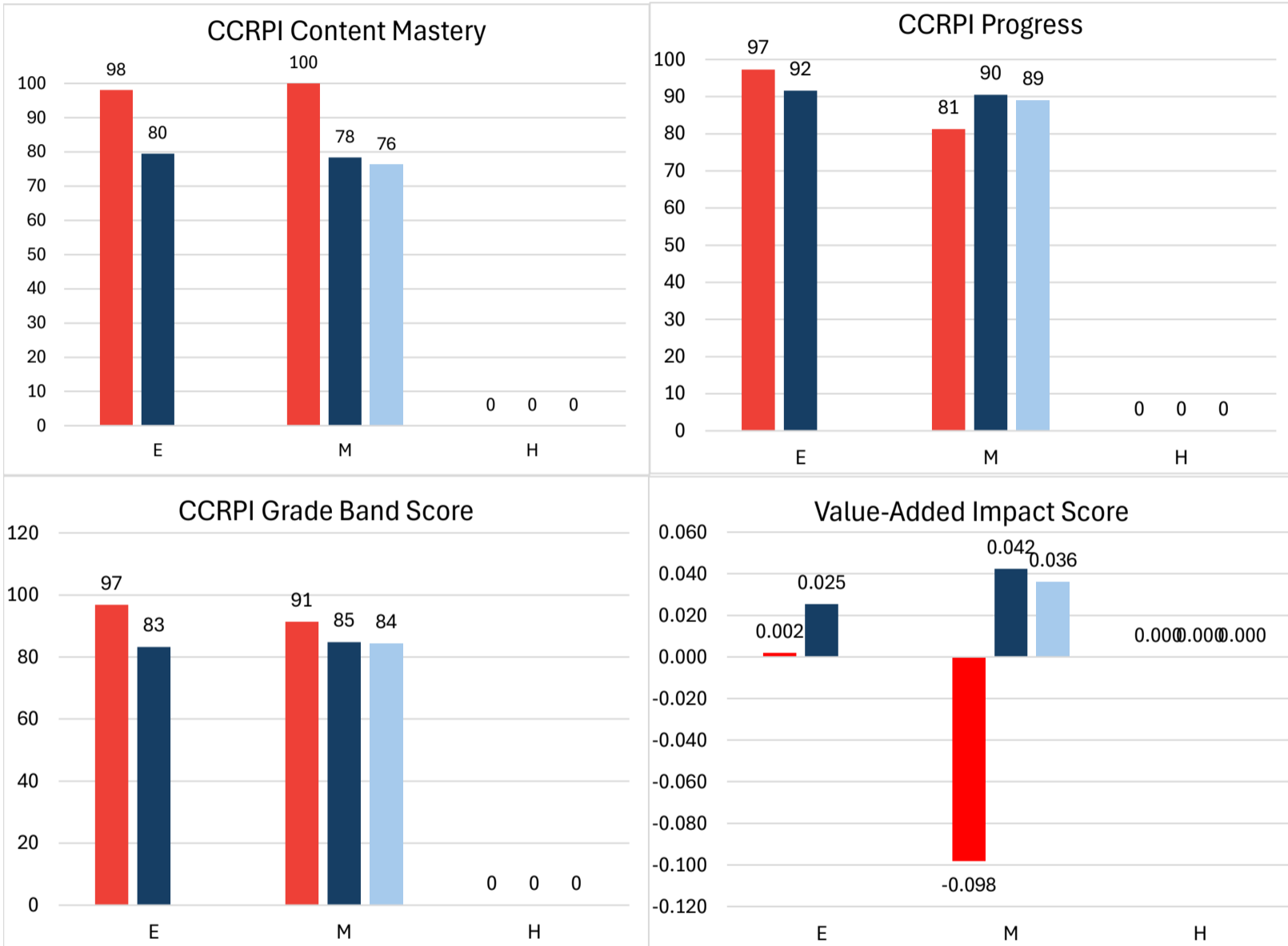
Overall Designations	
Exceeds	Outperforms by 10 or more points in all grade bands served on any one of combination of measures
Meets	Outperforms by at least 1 point in all grade bands served on any one or combination of measures.
Approaches	Performs no more than 2 points below in all grade bands served on any one or combination of measures.
Varied	Varied performance across grade bands. The school meets or exceeds in one grade band(s) and does not meet in the other(s).
Does Not Meet	Performs below in all grade bands served across all measures.

Indicator	Measure	Grade Band	Grade Band Designation
Grade Band Measures	CCRPI Content Mastery	E	Exceeds
		M	Exceeds
		H	--
	CCRPI Progress	E	Meets
		M	DNM
		H	--
	CCRPI Grade Band Score	E	Exceeds
		M	Meets
		H	--
	Value-Added Impact Scores	E	DNM
		M	DNM
		H	--

Grade Band Designations	
Exceeds	Outperforms by 10 or more points
Meets	Outperforms by at least 1 point
Approaches	Performs no more than 2 points below
Does Not Meet	Performs more than 2 points below

ACADEMIC PERFORMANCE BAR CHARTS

■ SCSC School Score ■ School-Level Comparison ■ District-Weighted Comparison



Yi Hwang Academy of Language Excellence

SECTION II: FINANCIAL PERFORMANCE- New Method

Overall Designation
Approaches Standards

Overall Designations	
80 points or more on both indicators	Meets Performance Standards
Any combination of scores otherwise noted for Meets and Does Not Meet designations	Approaches Performance Standards
69 points or less on both indicators	Does Not Meet Performance Standards

Indicator	Measure	Points Available	Points Earned	Measure Name	Measure Value	Data Source
Near Term Measures	1(a)	15	15	Current Ratio	4.324	School Audit Report: Governmental Funds- Balance Sheet
	1(b)	20	20	Unrestricted Days Cash	84	School Audit Report: Governmental Funds- Balance Sheet & Statement of Revenues, Expenditures, and Changes in Fund Balance
	1(c)	25	20	Annual Debt to Income	0.000%	School Audit Report: Statement of Revenues, Expenditures, and Changes in Fund Balance
	1(d)	10	10	Default	No	School Audit Report: Notes
Sustainability Measures	1(e)	15	15	Aggregated Efficiency Margin	6.884%	School Audit Report: Statement of Activities (most recent 3yrs if available), Notes-Pension Plan
	1(f)	15	15	Debt to Asset Ratio	80.789%	School Audit Report: Statement of Net Position

Indicator 1: Fiscal Viability, Points and Designation:	95	Meets
---	-----------	--------------

Indicator	Measure	Points Available	Points Earned	Measure Name	Explanation	Data Source
Financial Management and Oversight	2(a)	20	20	GAAP Standards	Did the school submit a clean audit?-Yes	School's Independent Annual Financial Audit
	2(b)	15	0	Federal Requirements	The school did not receive any points because it failed to comply with one or more material provisions of the Federal requirements. Specifically, the school received a finding in its FY25 SCSC Monitoring Letter regarding its provisions describing a process for preventing property loss, damage, or theft of property, and failed to demonstrate reasonable efforts to remediate all findings to regain compliance.	GaDOE: Federal Program Monitoring/SCSC Monitoring
	2(c)	15	15	LUA Manual	The school received all possible points because it compiled with all material provisions of the LUA manual.	SCSC Monitoring
	2(d)	20	20	School's Policies	The school received all possible points because it compiled with all material provisions of the school's own policies.	SCSC Monitoring
	2(e)	10	0	Enrollment Variance	13.884%	SCSC Annual Enrollment Projection Form & GADOE: Data Collections, Student Enrollment by Grade Level
	2(f)	20	20	Timely Audit Submission	Did the school submit its audit by Nov. 1?-Yes	School Audit Report

Indicator 2: Fiscal Management & Oversight, Points and Designation:	75	Approaches
--	-----------	-------------------

By Financial Indicator Performance Expectations	
80-100 points	Meets Performance Standards
70-79 points	Approaches Performance Standards
0-69 points	Does Not Meet Performance Standards

Yi Hwang Academy of Language Excellence

SECTION II: FINANCIAL PERFORMANCE- Old Method

Overall Designation
Approaches Standards

Overall Designations	
80 points or more on both indicators	Meets Performance Standards
Any combination of scores otherwise noted for Meets and Does Not Meet designations	Approaches Performance Standards
69 points or less on both indicators	Does Not Meet Performance Standards

Indicator	Measure	Points Available	Points Earned	Measure Name	Measure Value	Data Source
Near Term Measures	1(a)	15	15	Current Ratio	4.324	School Audit Report: Governmental Funds- Balance Sheet
	1(b)	20	20	Unrestricted Days Cash	79	School Audit Report: Governmental Funds- Balance Sheet & Statement of Revenues, Expenditures, and Changes in Fund Balance
	1(c)	20	20	Annual Debt to Income	0.000%	School Audit Report: Statement of Revenues, Expenditures, and Changes in Fund Balance
	1(d)	10	10	Default	No	School Audit Report: Notes
Sustainability Measures	1(e)	15	15	Aggregated Efficiency Margin	6.884%	School Audit Report: Statement of Activities (most recent 3yrs if available), Notes-Pension Plan
	1(f)	20	20	Debt to Asset Ratio	80.789%	School Audit Report: Statement of Net Position

Indicator 1: Fiscal Viability, Points and Designation:	100	Meets
---	------------	--------------

Indicator	Measure	Points Available	Points Earned	Measure Name	Explanation	Data Source
Financial Management and Oversight	2(a)	20	20	GAAP Standards	Did the school submit a clean audit?-Yes	School's Independent Annual Financial Audit
	2(b)	15	0	Federal Requirements	The school did not receive any points because it failed to comply with one or more material provisions of the Federal requirements. Specifically, the school received a finding in its FY25 SCSC Monitoring Letter regarding its provisions describing a process for preventing property loss, damage, or theft of property, and failed to demonstrate reasonable efforts to remediate all findings to regain compliance.	GaDOE: Federal Program Monitoring/SCSC Monitoring
	2(c)	15	15	LUA Manual	The school received all possible points because it complied with all material provisions of the LUA manual.	SCSC Monitoring
	2(d)	20	20	School's Policies	The school received all possible points because it complied with all material provisions of the school's own policies.	SCSC Monitoring
	2(e)	10	0	Enrollment Variance	13.884%	SCSC Annual Enrollment Projection Form & GADOE: Data Collections, Student Enrollment by Grade Level
	2(f)	20	20	Timely Audit Submission	Did the school submit its audit by Nov. 1?-Yes	School Audit Report

Indicator 2: Fiscal Management & Oversight, Points and Designation:	75	Approaches
--	-----------	-------------------

By Financial Indicator Performance Expectations	
80-100 points	Meets Performance Standards
70-79 points	Approaches Performance Standards
0-69 points	Does Not Meet Performance Standards

Yi Hwang Academy of Language Excellence

SECTION III: OPERATIONAL PERFORMANCE


Overall Designation
Meets Standards

Overall Operations Performance Expectations	
80-100 points	Meets Performance Standards
70-79 points	Approaches Performance Standards
0-69 points	Does Not Meet Performance Standards

Indicator	Measure	Points Available	Points Earned	Explanation	Data Source
Educational Program Compliance	1(a)	4	4	The school received all possible points because it has fully implemented all essential or innovative features of its education and operational program and met all mission-specific goals included in its charter contract.	SCSC: Monitoring Activities
	1(b)	4	4	The school received all possible points because it received no findings indicating the school is out of compliance with all applicable laws, rules, regulations, and provisions of its charter contract relating to state education requirements.	SCSC: Monitoring Activities
	1(c)	4	4	The school received all possible points because it received no findings indicating the school is out of compliance with applicable laws, rules, regulations, and provisions of its charter contract relating to federal education requirements.	SCSC: Monitoring Activities
	1(d)	4	4	The school received all possible points because it complied with applicable laws, rules, regulations, and provisions of its charter contract relating to relevant reporting requirements.	SCSC: Monitoring Activities
Governance, Ethics and Transparency	2(a)	5	5	The school received all possible points because the school is complying with all applicable general governance requirements.	SCSC: Monitoring Activities
	2(b)	5	5	The school received all possible points because the school complied with the Georgia Open Meetings Act and Open Records Act requirements, and its budget was approved in accordance with state law.	SCSC: Monitoring Activities
	2(c)	5	5	The school received all possible points because all governing board members completed required training through the SCSC or approved alternate provider.	SCSC: Monitoring Activities
	2(d)	5	5	The school received all possible points because it complied with all applicable regulations relating to operating transparently and effectively communicating with stakeholders.	SCSC: Monitoring Activities
Obligations to Students	3(a)	6	6	The school received all possible points because it complied with all applicable laws, rules, regulations, provisions of its charter contract, and its policies relating to the rights of students.	SCSC: Monitoring Activities
	3(b)	6	6	The school received all possible points because it complied with all regulations relating to the treatment of students with identified disabilities and those suspected of having a disability.	SCSC: Monitoring Activities
	3(c)	6	6	The school received all possible points because it protects the rights of English Learners (ELs).	SCSC: Monitoring Activities
	4(a)	6	6	The school received all possible points because it complied with regulations relating to employee qualifications, employee evaluations, and criminal background checks.	SCSC: Monitoring Activities

Employer Qualifications, Evaluations and Criminal Records	4(b)	6	6	The school received all possible points because it complied with all applicable regulations relating to employment considerations.	SCSC: Monitoring Activities
	4(c)	6	6	The school received all possible points because it complied with all applicable regulations relating to employment considerations.	SCSC: Monitoring Activities
School Environment	5(a)	6	6	The school received all possible points because it complied with facilities requirements.	SCSC: Monitoring Activities
	5(b)	6	6	The school received all possible points because it complied with all applicable regulations relating to safety and the protection of student and employee health.	SCSC: Monitoring Activities
	5(c)	6	6	The school received all possible points because it complied with applicable regulations relating to providing required federal notices and the handling of information and stakeholder communication.	SCSC: Monitoring Activities
Additional Obligations	6(a)	4	4	The school received all possible points because school complied with all other legal, statutory, regulatory, or contractual requirements, that are not otherwise explicitly addressed in the Operational Standards.	SCSC: Monitoring Activities
	6(b)	6	6	The school received all possible points because it remedied noncompliance after proper notification.	SCSC: Monitoring Activities

Overall Points
100



**COMPREHENSIVE PERFORMANCE
FRAMEWORK**
for State Charter School Evaluation

Zest Preparatory Academy Charter School

Section	Designation
Academic Performance	Does Not Meet Standards
Financial Performance	Does Not Meet Standards
Operational Performance	Does Not Meet Standards

Performance Track Record Across the Term				
Section	2021-22	2022-23	2023-24	2024-25
Academic Performance	NA	NA	DNM	DNM
Financial Performance	NA	NA	65/55	25/35
Operational Performance	NA	NA	73	61

Zest Preparatory Academy Charter School

SECTION I: ACADEMIC PERFORMANCE

Overall Designation
Does Not Meet Standards

Explanation
The school earned a Does Not Meet designation because it performed at least two (2) points lower than the comparison score in each grade band served.

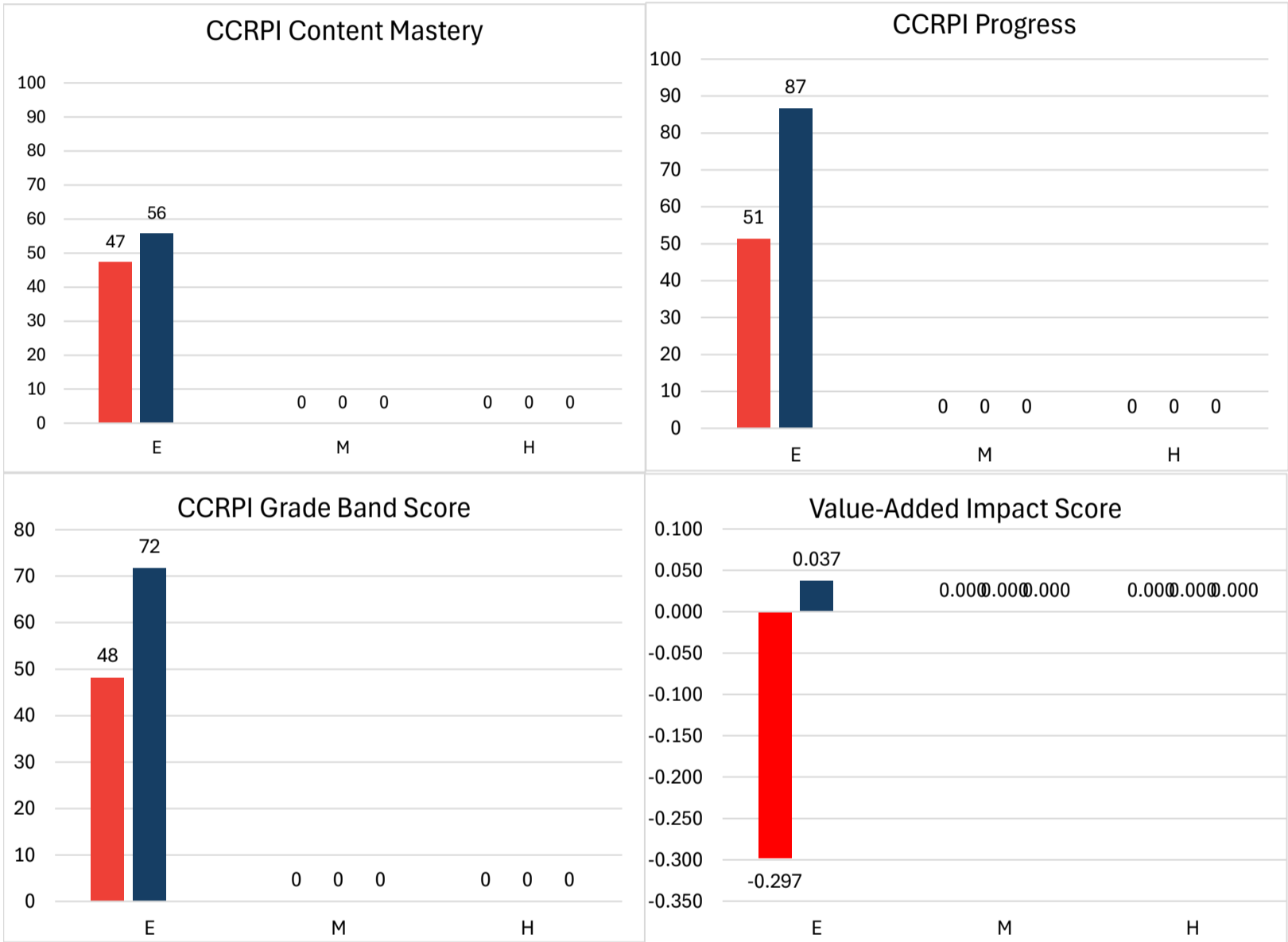
Overall Designations	
Exceeds	Outperforms by 10 or more points in all grade bands served on any one of combination of measures
Meets	Outperforms by at least 1 point in all grade bands served on any one or combination of measures.
Approaches	Performs no more than 2 points below in all grade bands served on any one or combination of measures.
Varied	Varied performance across grade bands. The school meets or exceeds in one grade band(s) and does not meet in the other(s).
Does Not Meet	Performs below in all grade bands served across all measures.

Indicator	Measure	Grade Band	Grade Band Designation
Grade Band Measures	CCRPI Content Mastery	E	DNM
		M	--
		H	--
	CCRPI Progress	E	DNM
		M	--
		H	--
	CCRPI Grade Band Score	E	DNM
		M	--
		H	--
	Value-Added Impact Scores	E	DNM
		M	--
		H	--

Grade Band Designations	
Exceeds	Outperforms by 10 or more points
Meets	Outperforms by at least 1 point
Approaches	Performs no more than 2 points below
Does Not Meet	Performs more than 2 points below

ACADEMIC PERFORMANCE BAR CHARTS

■ SCSC School Score ■ School-Level Comparison ■ District-Weighted Comparison



Zest Preparatory Academy Charter School

SECTION II: FINANCIAL PERFORMANCE- New Method

Overall Designation
Does Not Meet Standards

Overall Designations	
80 points or more on both indicators	Meets Performance Standards
Any combination of scores otherwise noted for Meets and Does Not Meet designations	Approaches Performance Standards
69 points or less on both indicators	Does Not Meet Performance Standards

Indicator	Measure	Points Available	Points Earned	Measure Name	Measure Value	Data Source
Near Term Measures	1(a)	15	0	Current Ratio	0.308	School Audit Report: Governmental Funds- Balance Sheet
	1(b)	20	0	Unrestricted Days Cash	10	School Audit Report: Governmental Funds- Balance Sheet & Statement of Revenues, Expenditures, and Changes in Fund Balance
	1(c)	25	15	Annual Debt to Income	11.144%	School Audit Report: Statement of Revenues, Expenditures, and Changes in Fund Balance
	1(d)	10	10	Default	No	School Audit Report: Notes
Sustainability Measures	1(e)	15	0	Aggregated Efficiency Margin	-14.002%	School Audit Report: Statement of Activities (most recent 3yrs if available), Notes-Pension Plan
	1(f)	15	0	Debt to Asset Ratio	107.304%	School Audit Report: Statement of Net Position

Indicator 1: Fiscal Viability, Points and Designation:	25	Does Not Meet
---	-----------	----------------------

Indicator	Measure	Points Available	Points Earned	Measure Name	Explanation	Data Source
Financial Management and Oversight	2(a)	20	0	GAAP Standards	Did the school submit a clean audit?-No	School's Independent Annual Financial Audit
	2(b)	15	0	Federal Requirements	The school did not receive any points because it failed to comply with one or more material provisions of the Federal requirements. Specifically, the school received a finding in its FY25 SCSC Monitoring Letter regarding a) procedures for managing equipment purchased under federal funding, b) the provisions describing a process for preventing property loss, damage or, theft, c) its property records, and d) conflicts of interest	GaDOE: Federal Program Monitoring/SCSC Monitoring
	2(c)	15	15	LUA Manual	The school received all possible points because it compiled with all material provisions of the LUA manual.	SCSC Monitoring
	2(d)	20	0	School's Policies	The school did not receive any points because it failed to comply with one or more material provisions of the school's own policies. Specifically, the school received	SCSC Monitoring
	2(e)	10	0	Enrollment Variance	9.130%	SCSC Annual Enrollment Projection Form & GADOE: Data Collections, Student Enrollment by Grade Level
	2(f)	20	20	Timely Audit Submission	Did the school submit its audit by Nov. 1?-Yes	School Audit Report

Indicator 2: Fiscal Management & Oversight, Points and Designation:	35	Does Not Meet
--	-----------	----------------------

By Financial Indicator Performance Expectations	
80-100 points	Meets Performance Standards
70-79 points	Approaches Performance Standards
0-69 points	Does Not Meet Performance Standards

Zest Preparatory Academy Charter School

SECTION II: FINANCIAL PERFORMANCE- Old Method

Overall Designation
Does Not Meet Standards

Overall Designations	
80 points or more on both indicators	Meets Performance Standards
Any combination of scores otherwise noted for Meets and Does Not Meet designations	Approaches Performance Standards
69 points or less on both indicators	Does Not Meet Performance Standards

Indicator	Measure	Points Available	Points Earned	Measure Name	Measure Value	Data Source
Near Term Measures	1(a)	15	0	Current Ratio	0.308	School Audit Report: Governmental Funds- Balance Sheet
	1(b)	20	0	Unrestricted Days Cash	7	School Audit Report: Governmental Funds- Balance Sheet & Statement of Revenues, Expenditures, and Changes in Fund Balance
	1(c)	20	10	Annual Debt to Income	11.144%	School Audit Report: Statement of Revenues, Expenditures, and Changes in Fund Balance
	1(d)	10	10	Default	No	School Audit Report: Notes
Sustainability Measures	1(e)	15	0	Aggregated Efficiency Margin	-14.002%	School Audit Report: Statement of Activities (most recent 3yrs if available), Notes-Pension Plan
	1(f)	20	0	Debt to Asset Ratio	107.304%	School Audit Report: Statement of Net Position

Indicator 1: Fiscal Viability, Points and Designation:	20	Does Not Meet
---	-----------	----------------------

Indicator	Measure	Points Available	Points Earned	Measure Name	Explanation	Data Source
Financial Management and Oversight	2(a)	20	0	GAAP Standards	Did the school submit a clean audit?-No	School's Independent Annual Financial Audit
	2(b)	15	0	Federal Requirements	The school did not receive any points because it failed to comply with one or more material provisions of the Federal requirements. Specifically, the school received a finding in its FY25 SCSC Monitoring Letter regarding a) procedures for managing equipment purchased under federal funding, b) the provisions describing a process for preventing property loss, damage or, theft, c) its property records, and d) conflicts of interest	GaDOE: Federal Program Monitoring/SCSC Monitoring
	2(c)	15	15	LUA Manual	The school received all possible points because it complied with all material provisions of the LUA manual.	SCSC Monitoring
	2(d)	20	0	School's Policies	The school did not receive any points because it failed to comply with one or more material provisions of the school's own policies. Specifically, the school received	SCSC Monitoring
	2(e)	10	0	Enrollment Variance	9.130%	SCSC Annual Enrollment Projection Form & GADOE: Data Collections, Student Enrollment by Grade Level
	2(f)	20	20	Timely Audit Submission	Did the school submit its audit by Nov. 1?-Yes	School Audit Report

Indicator 2: Fiscal Management & Oversight, Points and Designation:	35	Does Not Meet
--	-----------	----------------------

By Financial Indicator Performance Expectations	
80-100 points	Meets Performance Standards
70-79 points	Approaches Performance Standards
0-69 points	Does Not Meet Performance Standards

Zest Preparatory Academy Charter School

SECTION III: OPERATIONAL PERFORMANCE

Overall Designation
Does Not Meet Standards

Overall Operations Performance Expectations	
80-100 points	Meets Performance Standards
70-79 points	Approaches Performance Standards
0-69 points	Does Not Meet Performance Standards

Indicator	Measure	Points Available	Points Earned	Explanation	Data Source
Educational Program Compliance	1(a)	4	4	The school received all possible points because it has fully implemented all essential or innovative features of its education and operational program and met all mission-specific goals included in its charter contract.	SCSC: Monitoring Activities
	1(b)	4	4	The school received all possible points because it received no findings indicating the school is out of compliance with all applicable laws, rules, regulations, and provisions of its charter contract relating to state education requirements.	SCSC: Monitoring Activities
	1(c)	4	0	The school did not receive any points because it received findings indicating the school is out of compliance with applicable laws, rules, regulations, and/or provisions of its charter contract relating to federal education requirements. Specifically, the school received 3 findings related to Overarching Requirements for All Federal Programs - Consolidated LEA Improvement Plan (CLIP); Title I-A, Improving the Academic Achieve. of the Disadvantaged (CFDA# 84.010); and Title I-A, Parent and Family Engagement from the Georgia Department of Education's FY25 Cross-Functional Monitoring.	GaDOE: Federal Program Monitoring
	1(d)	4	4	The school received all possible points because it complied with applicable laws, rules, regulations, and provisions of its charter contract relating to relevant reporting requirements.	SCSC: Monitoring Activities
Governance, Ethics and Transparency	2(a)	5	3	The school received partial points because the school was found out of compliance with applicable general governance, but remedied the finding(s) within the specified timeframe. Specifically, the school received a finding in its FY25 SCSC Monitoring Results for its conflict of interest policy but made reasonable efforts to remediate the finding to regain compliance.	SCSC: Monitoring Results
	2(b)	5	0	The school did not receive any points because it failed to comply with the Georgia Open Meetings Act, Open Records Act, and/or budget approval requirements. Specifically, the school received a finding in its FY25 SCSC Monitoring Results for its executive session documentation and did not submit a corrective action plan that demonstrated remediation. Additionally, the school failed to comply with at least one applicable state law requirement regarding the passage of the school's annual budget.	SCSC: Monitoring Results
	2(c)	5	3	The school failed to take action to ensure that all governing board members comply with the Governance Training Requirement; however, the school ensured that at least 75% of its governing board members complied with the Governance Training Requirement.	SCSC: Training Rosters

	2(d)	5	5	The school received all possible points because it complied with all applicable regulations relating to operating transparently and effectively communicating with stakeholders.	SCSC: Monitoring Activities
Obligations to Students	3(a)	6	4	The school received partial points because it failed to comply with at least one applicable law, rule or regulation regarding protecting the rights of all students, but adequately remedied its finding(s) and regained compliance. Specifically, the school received two findings in its FY25 SCSC Monitoring Results for its code of conduct and professional development of the school's McKinney Vento Homeless Liason but made reasonable efforts to remediate the findings to regain compliance.	SCSC: Monitoring Results
	3(b)	6	0	The school did not receive any points because it failed to comply with at least one applicable law, rule, or regulation relating to the treatment of students with identified disabilities and those suspected of having a disability. Specifically, the Georgia Department of Education's Office of Federal Programs and Division for Exceptional Children found the school out of compliance with IDEA after a systemic formal complaint investigation.	GaDOE: Division for Exceptional Children
	3(c)	6	0	The school did not receive any points because it failed to comply with at least one applicable law, rule, or regulation relating to EL requirements. Specifically, the school received a finding in its FY25 SCSC Monitoring Results for its procedures for identifying and serving English Learners and did not submit a corrective action plan that demonstrated remediation.	SCSC: Monitoring Results
Employer Qualifications, Evaluations and Criminal Records	4(a)	6	6	The school received all possible points because it complied with regulations relating to employee qualifications, employee evaluations, and criminal background checks.	SCSC: Monitoring Activities
	4(b)	6	6	The school received all possible points because it complied with all applicable regulations relating to employment considerations.	SCSC: Monitoring Activities
	4(c)	6	6	The school received all possible points because it complied with all applicable regulations relating to employment considerations.	SCSC: Monitoring Activities
School Environment	5(a)	6	4	The school received partial points because the school failed to comply with at least one applicable law, rule or regulation regarding facilities, but remedied the finding(s) and regained compliance. Specifically, the school received two findings in its FY25 SCSC Monitoring Results for its certificate of insurance and safety plan but made reasonable efforts to remediate the findings to regain compliance.	SCSC: Monitoring Results
	5(b)	6	0	The school did not receive any points because it failed to comply with applicable regulations relating to safety and the protection of student and employee health. Specifically, the school received two findings in its FY25 SCSC Monitoring Results for its policy and personnel training on identifying and reporting child abuse and did not submit a corrective action plan that demonstrated remediation of all findings.	SCSC: Monitoring Results
	5(c)	6	6	The school received all possible points because it complied with applicable regulations relating to providing required federal notices and the handling of information and stakeholder communication.	SCSC: Monitoring Activities

Additional Obligations	6(a)	4	0	The school did not receive any points because it failed to comply with at least one other applicable law, rule, regulation, provision of its charter contract, or its policies that is not otherwise explicitly addressed in the Operational Standards. Specifically, the school received a finding in its FY25 SCSC Monitoring Results for its board member conflict of interest forms and did not submit a corrective action plan that demonstrated remediation.	SCSC: Monitoring Results
	6(b)	6	6	The school received all possible points because it remedied noncompliance after proper notification.	SCSC: Monitoring Activities

Overall Points
61