

Special Education Dashboard Applications

Charter School Meeting
July 17, 2018

Today's Agenda

- Dashboard View and Access
- Timelines
- Preschool Outcomes
- Post-secondary Outcomes Survey
- Postsecondary Transition Planning Survey
- Special Education Parent Survey
- Determinations
 - District
 - Disproportionality

Accessing the Dashboard



Richard Woods,
Georgia's School Superintendent
"Educating Georgia's Future"



Search Districts 0-9 A B C D E F G H I J K L M N O

You have (42) new messages.

- Site Navigation
 - Home
 - Logout
- Exceptional Students
 - SLDS
 - Consolidated Application
 - Special Education Annual Reports
 - Data Collection
 - Data Wizard Editor
 - Documents
 - Dispute Resolution
 - Facility and School Registry
 - School Nutrition Account
 - SES Student Data Collection
 - SES Providers Online
 - Message Center
 - GSEG Home
 - Security Administration
 - MSIX Administration
 - SE Applications Dashboard
 - Testing Irregularity Form
 - Special Education IEP
 - Coordinated Early Intervening Services (CEIS)



Surveys

options | [icon]

New (0)	Saved (0)	Submitted (10)	Approved (10)	Reports
---------	-----------	----------------	---------------	---------

No new surveys available

[More](#)

My Favorites

- Online Web Resources

Preschool Assessment

- Manage Entrance

Administration

- GTID Search

Focused Monitoring

- 2010 records (Manage)
- 2009 records (View)
- 2008 records (View)
- 2007 records (View)

Student Records

- Manage

Carol Seay

Account Information

Special Education Application Dashboard District View



Richard Woods,
Georgia's School Superintendent
"Educating Georgia's Future"
gaDOE.org

Special Education Applications Dashboard

School Year:

2017

District:

District Superintendent:

[Update Contact Information for District](#)

District SpEd Director:

Please make sure your superintendent's name appears here

Please make sure your director's name appears here

Application Name	Application Status	Start Date	Close Date	Submitted By	Submitted On	ReOpen
SE Timelines	Available for TL Data Collection	5/27/2017 12:00:00 AM	7/31/2017 12:00:00 AM			<input type="checkbox"/>
SE Pre School	Available for Data Collection	2/3/2017 12:00:00 AM	7/31/2017 12:00:00 AM			<input type="checkbox"/>
Post Secondary	In Process	2/13/2017 12:00:00 AM	7/31/2017 12:00:00 AM			<input type="checkbox"/>
SE Continuation of Services	Not Applicable	7/12/2017 12:00:00 AM	8/31/2017 12:00:00 AM			<input type="checkbox"/>
SE Disproportionality Determinations	Available for Data Viewing					<input type="checkbox"/>
SE District Determinations	Available for Data Viewing					<input type="checkbox"/>
SE PS Transition	Submitted	11/11/2016 12:00:00 AM	3/31/2017 12:00:00 AM	Wina Low	2/6/2017 11:32:05 AM	<input type="checkbox"/>
SSIP						<input type="checkbox"/>
SE Parent Survey	Available for Data Viewing					<input type="checkbox"/>

ReOpen

Timelines

Child Find – Indicator 11, SPP/ APR

Early Childhood Transition – Indicator 12, SPP/APR

Data submitted to the DOE by July 31st each year

Timelines



Richard Woods,
Georgia's School Superintendent
"Educating Georgia's Future"
gaode.org

- All LEAs
- SPP/APR Indicator 11 & 12
 - 11: % of children evaluated within 60 days (of consent to evaluate) or state timeframe
 - 12: % of children found Part B eligible with IEP implemented by 3rd birthday

Please note that all children reported in Indicator 12 must also be reported in data for Indicator 11.

- A student may be reported **on time** for Indicator 11 but late for Indicator 12 and...
- A student may be reported **late** for Indicator 11 and on time for Indicator 12



Richard Woods,
Georgia's School Superintendent
"Educating Georgia's Future"
gadoe.org

Timelines Application

TIMELINES REPORT FOR : 2017

[Download Timelines Definitions and Dir](#)

Status : Available for TL Data Collection

Status Dashboard

Admin-Operations

Admin-Processes

Data Submission

Notification/ Documents

DISTRICT STATUS DASHBOARD

Status Description	System Count
Prong 1 Data Collection	
+ Available for TL Data Collection	94
+ In Process - TL Data Collection	16
+ Submitted TL Data	99
Prong 1 Non-Compliant Student Data Collection	
Available for Non-Compliant Student Data Collection	0
In Process - Non-Compliant Student Data Collection	0
Submitted Non-Compliant Student Data	0
Prong 2 Data Collection	
Available for Prong 2 TL Data Collection	0
In Process - Prong 2 TL Data Collection	0
Submitted Prong 2 TL Data	0
Prong 2 Non-Compliant Student Data Collection	
Available for Non-Compliant Prong 2 Student Data Collection	0
In Process - Non-Compliant Prong 2 Student Data Collection	0
Submitted Non-Compliant Prong 2 Student Data	0
Verification Student Upload	
Available for Verification Student Upload	0
In Process - Verification Student Upload	0
Submitted Verification Student Upload	0

Data Entry



Richard Woods,
Georgia's School Superintendent
"Educating Georgia's Future"
gaDOE.org

Enter data in white cells;
light blue cells auto-calculate

[Print Report](#)

TIMELINES SUMMARY REPORT

Initial Eligibility (All Students)		SPP/APR INDICATOR 11		Babies Can't Wait (BCW)		SPP/APR INDICATOR 12	
Child Find Timelines				Transition Timelines			
1. Total # of completed referrals				1a. Total # BCW Transition Conferences			
2. Total Referrals minus Exceptions (Row 1 - Row 10)				1b. Total # Transition referrals w/consents from BCW			
3. # Eligible on time				2. Total Referrals minus Exceptions (Row 1b - Row 10)			
4. # Eligible late				3. # Eligible with IEP implemented BY 3			
5. # Ineligible on time				4. # Eligible with IEP implemented AFTER 3			
6. # Ineligible late				5. # Ineligible BY 3			
7. Total # Completed on time				6. # Ineligible AFTER 3			
8. % Completed on time				7. Total # Completed on time (by 3)			
9. Total # Completed late				8. % Eligible with IEP implemented by 3			
10. Total # Exceptions	Exceptions 1,2,3			9. Total # Completed late (after 3)			
11. Total # Counted as late (Submit reasons for lateness for all timelines in the space below.)				10. Total # Exceptions	Exceptions 1,2,4,5		
12. % Completed late				11. Total # Counted as late (Submit reasons for lateness for all timelines in the space below.)			
13. Range of days late for "Total # counted as Late" (Row 11)	1-10 days			13. Range of days late for "Total # counted as Late" (Row 11)	1-10 days		
	11-30 days				11-30 days		
	31-60 days				31-60 days		
	> 60 days				> 60 days		
	Total				Total	8	

7/25/2018

Child Find...BCW



Richard Woods,
Georgia's School Superintendent
"Educating Georgia's Future"
gaDOE.org

Initial referrals

- Report ALL completed referrals to Special Education
 - Students for whom you have received a signed Consent to Evaluate and completed the referral process
- 60 day timeline – consent to completion of the evaluation
- “Late” if the evaluation was $>$ 60 days after consent

Babies Can't Wait

- Report all referrals from Babies Can't Wait
 - Children for whom you have received a signed Consent to Evaluate and completed the referral process
- IEP must be in place by the child's 3rd birthday
- “Late” if the IEP is not in place by 3rd birthday

Remember – 2 different definitions of ‘lateness’. A student may be late for the initial referral report and on time for BCW report or the opposite.

Timeline Process

- Initial Data submission
 - Indicator 11 Data
 - Indicator 12 Data
- Prong 1
 - Districts not at 100% on initial data submission
 - Required to submit data reporting 'late' students' eligibility completion date
- Prong 2
 - Districts not at 100% on initial data submission
 - Submit current year data for July 1 – October 31, 2018 (to demonstrate that procedures are in place to ensure timely completion)

Timeline Verification



Richard Woods,
Georgia's School Superintendent
"Educating Georgia's Future"
ga DOE.org

- To ensure accurate reporting
- LEAs are randomly selected
 - LEAs required to upload data for the list of students reported in the previous school year who were reported as completed referrals
 - LEAs also submit:
 - Signature page form eligibility meeting for 10 students
 - 2 initial eligibility reports
 - 2 initial IEPs for preschool students

Georgia Department of Education

Preschool Outcomes

Indicator 7 SPP/APR Data

Data submitted to the DOE by July 31st each year

Preschool Outcomes

- For LEAs with preschool programs
 - Children with disabilities age 3, 4, or 5 in preschool
- SPP/APR Indicator 7:
 - Percent of preschool children ages 3-5 with IEPs with improved (A) Positive social-emotional skills and relationships, (B) Acquisition and use of knowledge and skills, (C) Use of appropriate behaviors to meet their needs
- Data submission due July 31, 2018 (July 31st of each year for the previous year's data)

Preschool Template

District name:

GTID	School	Last Name	First Name	DOB	Program Entry Date	Entry Age	Entrance Social-Emotional	Entrance Knowledge & Skill	Entrance Adaptive Behavior	Program Exit Date	Duration of Services	Teacher Name When Exited	Exit Social/Emotional	Exit Knowledge & Skill	Exit Adaptive Behavior
1						0.0					0.0				
2						0.0					0.0				
3						0.0					0.0				
4						0.0					0.0				
5						0.0					0.0				
6						0.0					0.0				
7						0.0					0.0				
8						0.0					0.0				
9						0.0					0.0				
10						0.0					0.0				
11						0.0					0.0				
12						0.0					0.0				
13						0.0					0.0				
14						0.0					0.0				
15						0.0					0.0				
16						0.0					0.0				
17						0.0					0.0				
18						0.0					0.0				



DATA ENTRY

Summary Data

Directions for data entry

Directions for Portal Entry



Summary Tab of Template

Instructions for data entry in the template and the portal are also on tabs below.

- The data will auto-populated here on the summary tab.
- Enter these numbers into the Preschool Outcomes application in the SE Applications Dashboard.

Data Summary: Enter this data into the Special Education Preschool Outcome Application in the Dashboard:	
Postitive Social Emotional Skills (Outcome 1)	
a.) Percent of children who did not improve functioning	0
b.) Percent of children who improved functioning but not sufficient to move nearer to functioning comparable to same-aged peers	0
c.) Percent of children who improved functioning to a level near to same-aged peers but did not reach	0
d.) Percent of children who improved functioning to reach a level compared to same-aged peers	0
e.) Percent of children who maintained functioning to a level compared to same-aged peers	0
Total number of students reported	0
Acquisition of Knowledge and Skills (Outcome 2)	
a.) Percent of children who did not improve functioning	0
b.) Percent of children who improved functioning but not sufficient to move nearer to functioning comparable to same-aged peers	0
c.) Percent of children who improve functioning to a level	0

The Preschool Template



Richard Woods,
Georgia's School Superintendent
"Educating Georgia's Future"
gaDOE.org

- Find the template on the DOE website with the **Data Conference Documents**
- Special Education Website
 - Budgets, Grants, Data Collection and Reporting
 - Data Collections Conference
 - Documents, Templates and Tools

FY17 Data Collections Conference

PowerPoints

- A Dash through the Special Education Dashboard
- Understanding Disproportionality and Discrepancy
- Special Education FTE 101 and 102
- FY 2017 Student Record for Special Education

Documents, Templates and Tools

- BCW Timeline Log
- Preschool Outcome Data Template
- GNETS Data Management Tool
- Initial Eligibility Tracking Log
- District Discipline Data Template - Grade, Gender, Ethnicity
- Environment Calculator (Ages 3-5)
- Environment Calculator (Ages 6-21)

Please share this information with those in your district that use these documents



Richard Woods,
Georgia's School Superintendent
"Educating Georgia's Future"
gadoe.org

Entering Data in the Dashboard Application

PreSchool Assessments - FY 2017

[Download Pre School Directions](#)

System:

The PreSchool Assessment data has been submitted by on 6/7/2017 12:08:42 PM.

	Positive Social- Emotional skills (Outcome 1)		Acquisition and use of Knowledge and skills (Outcome 2)		Appropriate use of Behaviour to meet needs (Outcome 3)	
	Enter # of Children	% of Children	Enter # of Children	% of Children	Enter # of Children	% of Children
a. Percent of children who did not improve functioning	<input type="text" value="0"/>	0%	<input type="text" value="0"/>	0%	<input type="text" value="0"/>	0%
b. Percent of children who improved functioning but not sufficient to move nearer to functioning comparable to same-aged peers	<input type="text" value="2"/>	5.13%	<input type="text" value="7"/>	17.95%	<input type="text" value="2"/>	5.13%
c. Percent of children who improved functioning to a level near to same-aged peers but did not reach	<input type="text" value="13"/>	33.33%	<input type="text" value="22"/>	56.41%	<input type="text" value="10"/>	25.64%
d. Percent of children who improved functioning to reach a level compared to same-aged peers	<input type="text" value="3"/>	7.69%	<input type="text" value="4"/>	10.26%	<input type="text" value="3"/>	7.69%
e. Percent of children who maintained functioning to a level compared to same-aged peers	<input type="text" value="21"/>	53.85%	<input type="text" value="6"/>	15.38%	<input type="text" value="24"/>	61.54%
TOTAL	39	100%	39	100%	39	100%

SUMMARY STATEMENTS

1. Of those children who entered the program below age expectations in [outcome], the percent that substantially increased their rate of growth in [outcome] by the time they exited	$(c+d) / (a+b+c+d)$	88.89%	78.79%	86.67%
2. Percent of children who were functioning with age expectations in [outcome], by the time they exited	$(d+e) / (a+b+c+d+e)$	61.54%	25.64%	69.23%

Summary statement data are automatically populated

Who Do I Report?



Richard Woods,
Georgia's School Superintendent
"Educating Georgia's Future"
ga.gov
gaDOE.org

Report exit data for:

- Students who are exiting the preschool program (going to Kindergarten)
- Students who are turning 6 years old
- Students moving out of state
- Deceased students

Only report exit data for students who have been in the preschool program for 6 or more months

Transition Planning Survey

SPP/APR Indicator 13

Georgia Department of Education

Transition Planning Survey



Richard Woods,
Georgia's School Superintendent
"Educating Georgia's Future"
ga DOE.org

- For LEAs with High School Students
 - Aged 16 and 9th grade & above
- SPP/APR Indicator 13: Secondary Transition with IEP Goals
 - Percent of youth ages 16+ with measurable, annual IEP goals and appropriate transition assessment, services and courses

Georgia Department of Education

Transition Planning Survey is a Process



Richard Woods,
Georgia's School Superintendent
"Educating Georgia's Future"
gaDOE.org

• Records Review Collection

- Each LEA will submit transition plans (DOE selects the names)
 - Size AA – A districts: **5** plans
 - Size B districts: **4** plans
 - Size C districts: **3** plans
 - Size D districts: **2** plans
 - Size E districts: **2** plans
- Review your plans; check for compliance, fix any non-compliance prior to submission

Email Notification of Survey opening will be sent
Survey opens November 13
Submit on time! **Due December 3**

The Transition Planning Survey application will enable the district to request a replacement student for any student who has withdrawn or exited special education since the FTE1 count.

Transition Planning Survey Process



Richard Woods,
Georgia's School Superintendent
"Educating Georgia's Future"
ga.gov
ga.doe.org

• Verification of Compliance

- DOE staff reviews the transition plans that were submitted for compliance
 - Submission due date: December 3, 2018: Timely and Accurate Reporting, Indicator 20
- District determination of compliance will be made after this review
 - December 19, 2018: notification will be sent through the portal to districts that were not 100% compliant

Not 100% Compliant?



Richard Woods,
Georgia's School Superintendent
"Educating Georgia's Future"
gaDOE.org

Prong 1

- a) Review Policies, Practices, & Procedures
- b) Correct each non-compliant plan that was submitted

Prong 2 – Demonstration of Systemic Compliance

- a) Submit additional plans (same number as in Records Review, dependent on district size)
 - Review for compliance prior to submission
 - Plans will be reviewed by the DOE

Transition Planning Due Dates

- **November 13, 2018**– **Records Review**: Transition Planning Survey opens, districts view student names for file review and upload
- **December 3, 2018**– **Deadline** for **Uploading Records Review**: Individual Transition Plans
- **December 19, 2018**: Districts notified of Non-compliance
- **January 4, 2019** – Prong 1 opens (only for those not 100%)
- **January 18, 2019** – Prong 1: **Deadline** for uploading *corrected* Individual Student Transition Plan identified with isolated findings
- **January 23, 2019** – Prong 2 opens: Districts view additional student names for file review and upload
- **February 28, 2019**– Prong 2: **Deadline** for Uploading additional Individual Transition Plans demonstrating systemic compliance

To Begin the Transition Survey



Richard Woods,
Georgia's School Superintendent
"Educating Georgia's Future"
ga DOE.org

Special Education Applications Dashboard

School Year:

2017

District:

Polk County

[Update Contact Information for District](#)

District Superintendent:

Laurie Atkins

Address:

Email Address: latkins@polk.k12.ga.us

District SpEd Director:

Julie Moilanen (jmoilanen@polk.k12.ga.us)

Application Name	Application Status	Start Date	Close Date	Submitted By	Submitted On	ReOpen
SE Timelines	Submitted TL Data	5/27/2017 12:00:00 AM	7/31/2017 11:59:59 PM	Julie Moilanen	7/10/2017 12:17:53 PM	
SE Pre School	Submitted	2/3/2017 12:00:00 AM	7/31/2017 11:59:59 PM	Julie Moilanen	6/15/2017 1:35:00 PM	<input type="checkbox"/>
Post Secondary	Submitted	2/13/2017 12:00:00 AM	7/31/2017 11:59:59 PM	Julie Moilanen	6/27/2017 1:46:37 PM	<input type="checkbox"/>
SE Continuation of Services	Not Applicable	7/12/2017 12:00:00 AM				
SE Disproportionality Determinations	Available for Data Viewing					
SE District Determinations	Available for Data Viewing					
SE PS Transition	Submitted	11/11/2016 12:00:00 AM				
SSIP	Submitted - Student Data Collection					
SE Parent Survey	Available for Data Viewing					<input type="checkbox"/>

This will say "Available for Data Collection" when the survey opens for FY19

ReOpen

Data Elements for Post-secondary (PS) Survey



Richard Woods,
Georgia's School Superintendent
"Educating Georgia's Future"
ga DOE.org

1. PS Goals
Education/Training
2. PS Goals Employment
3. PS Goals Independent
Living
4. IEP Goals to meet PS
Goals
5. PS Based on Transition
Assessments
6. Transition
Services(Activities)
Academic and Functional
Facilitate Movement to PS
7. Course of Study to Facilitate
Movement to Post School
8. Student Invited to IEP
Meeting
9. Agency Representative
invited to IEP Meeting
10. Prior Parent Approval

Transition Planning Application



Richard Woods,
Georgia's School Superintendent
"Educating Georgia's Future"
ga.gov
ga.doe.org

- A detailed guidance document will be provided with instructions and screen shots of the application

Consider:

- Transition planning is arguably the most important part of a student's IEP
- Work now to ensure that ALL students' transition plans are compliant and lead to positive post-secondary outcomes

Post-secondary Outcomes

Indicator 14 SPP/APR Data

Data submitted to the DOE by July 31st each year

Post-Secondary Outcomes

- Only LEAs with a High School
- Report on previous year's exiters: in what post-secondary activity are they engaged?
 - Exiters: high school diploma, dropouts, special education diploma
- SPP/APR Indicator 14:
 - Percent of youth with IEPs no longer in school (A) Enrolled in higher education, (B) Competitively employed, (C) Enrolled in some other postsecondary education, training program, or other employment, within 1 year of leaving school.

Post-secondary Survey

Students who exited last year:
where are they 1 year later?

System Data Submission

School Year:

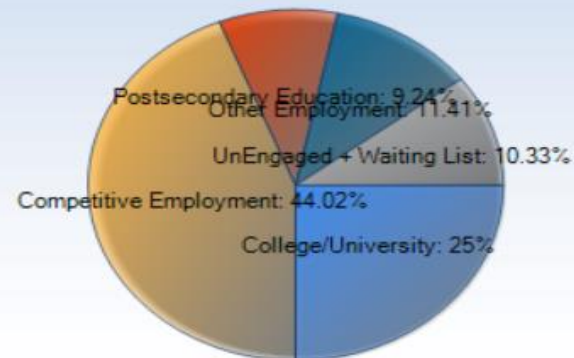
System ID:

System Name:

Total number of special education students exiting secondary education during the

Element	Count	Percentage
College/University	46	25%
Competitive Employment	81	44.02%
Postsecondary Education	17	9.24%
Other Employment	21	11.41%
UnEngaged + Waiting List	19	10.33%
Total Respondents	184	NA
Survey Rate of Return	NA	90.2%
Deceased	0	
Unable to Contact	20	
Returned to High School	3	

- College/University: 25%
- Competitive Employment: 44.02%
- Postsecondary Education: 9.24%
- Other Employment: 11.41%
- UnEngaged + Waiting List: 10.33%

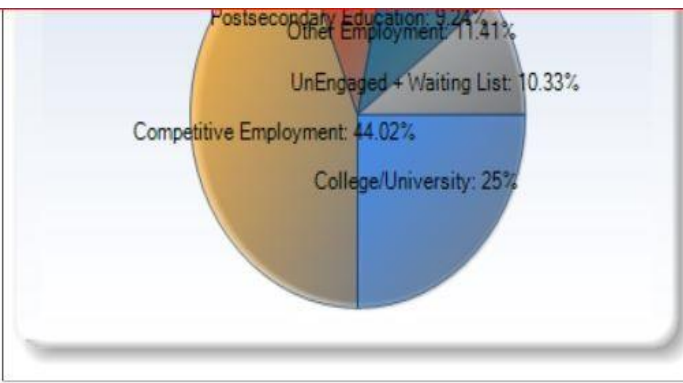


Accessing Student Names



Richard Woods,
Georgia's School Superintendent
"Educating Georgia's Future"
gaDOE.org

Total Respondents	184	NA
Survey Rate of Return	NA	90.2%
Deceased	0	
Unable to Contact	20	
Returned to High School	3	



[Download Activity Codes](#) [Download Postsecondary Definitions and Directions](#)

School ID	School Name	Total Students	Total Students Completed
0101		27	27
0107		2	2
0115		1	1
0117		31	30
0210		22	21
0411		20	20
0499		1	1
2052		43	37
3056		24	22
5060		27	23
5070		24	23


Click on school name
to reveal student list

Entering Data



Richard Woods,
Georgia's School Superintendent
"Educating Georgia's Future"
ga DOE.org

Examine your data by Exit status too.



Select the appropriate response reflecting the student's activity

GTID	Last Name	First Name	Gender	LEP	Primary Area of Disability	Race / Ethnicity	Exit Status	Postsecondary Activity
168			M	N	Specific Learning Disability	Black	Dropout	Unable to Contact
038			M	N	Autism	Black	Graduated from High School	Competitive Employment
789			M	N	Specific Learning Disability	Black	Graduated from High School	Enrolled in Higher Education
249			F	N	Specific Learning Disability	Black	Graduated from High School	Competitive Employment
846			M	N	Specific Learning Disability	Black	Dropout	Enrolled in Other Postsecondary Education or Training
234			F	N	Mild Intellectual Disability	Black	Dropout	Competitive Employment
965			M	N	Mild Intellectual Disability	Black	Special Education Diploma or Certificate of	Other Employment - Part-Time, Self and Supported Employment

Postsecondary Activities (responses)



Richard Woods,
Georgia's School Superintendent
"Educating Georgia's Future"
ga.gov
ga DOE.org

- Enrolled in Higher Education
- Competitive Employment
- Enrolled in Other Postsecondary Education or Training
- Other Employment – Part-Time, Self and Supported Employment
- Other Employment - Sheltered Work or Day Habilitation
- Deceased
- On Waiting List
- Unengaged
- Returned to High School
- Unable to Contact

FAQ regarding Postsecondary Outcome Data



Richard Woods,
Georgia's School Superintendent
"Educating Georgia's Future"
gaDOE.org

Q: “How do I report a student who is on my list of exiters as a graduate but he/she returned to high school? I don’t have the “returned to high school” option.

A: The student is listed because you reported the student as a graduate with a *regular high school* diploma. If the student earned and received a regular diploma he/she should not be allowed to return to school. If the student did not earn the diploma but was inaccurately reported as such, he/she may return. Contact Carol Seay to have the student removed from your list.

In the future check SE057a to verify your graduates before Superintendent sign-off. (this is a Student Record report)

Parent Survey

Indicator 8 SPP/APR Data

Parent Survey

- All LEAs
- Online survey consisting of 10 questions to obtain parent involvement data
- SPP/APR Indicator 8:
 - % of parents who report that the school facilitated parent involvement
- The DOE will provide a link to the online Parent Survey in January 2019
- Deadline for survey completion: May 15, 2019
- Paper copies will be available on request



Richard Woods,
Georgia's School Superintendent
"Educating Georgia's Future"
gaDOE.org

Parent Survey

Wow! – great information!

[Download District Parent Survey](#)

Survey Count: 440

Survey Question	Very Strongly Agree	Strongly Agree	Agree	Disagree	Strongly Disagree	Very Strongly Disagree
I am considered an equal partner with teachers and other professionals in planning and making decision about my child's program.	230	75	83	17	8	26
Teachers ensure that I have fully understood the Procedural Safeguards (federal rules that protect the rights of parents) and my opinion if I disagree with a decision by the school.	219	79	87	13	13	27
My child's evaluation report and other written information are written in terms I understand.	226	81	82	14	10	22
At the IEP meeting, we discussed accommodations and modifications that my child would need.	260	74	67	10	6	18
The school communicates regularly with me regarding my child's progress on IEP goals.	209	65	87	26	17	34
Teachers are available to speak with me.	254	64	75	17	9	20
School offers parents variety of ways to communicate with teachers.	208	87	97	14	11	20
Teachers respect my cultural heritage and show sensitivity to the needs of students with disabilities and their families.	223	88	84	12	12	20
The school gives parents the help they may need to play an active role in their child's education.	196	85	84	30	11	30
The school provides information on agencies that can assist my child in grade level transitions and/or transitions to post school settings.	158	75	83	60	14	47
						38

Parent Survey – Downloadable Data

- Demographic data
 - Redacted from the download data to avoid PII
- School Level
 - Participation by school
 - Updated weekly – daily next year
 - By Question – Strongly agree....strongly disagree

Disproportionality Determinations

Georgia Department of Education



Richard Woods,
Georgia's School Superintendent
"Educating Georgia's Future"
gaDOE.org

Disproportionality Determination in the Dashboard

Application Name	Application Status	Start Date	Close Date	Submitted By	Submitted
SE Timelines	Available for TL Data Collection	5/27/2017 12:00:00 AM	7/31/2017 12:00:00 AM		
SE Pre School	Available for Data Collection	2/3/2017 12:00:00 AM	7/31/2017 12:00:00 AM		
Post Secondary	In Process	2/13/2017 12:00:00 AM	7/31/2017 12:00:00 AM		
SE Disproportionality Determinations	Available for Data Viewing				
SE District Determinations	Available for Data Viewing				
SE PS Transition	Submitted	11/11/2016 12:00:00 AM	3/31/2017 12:00:00 AM	Wina Low	2/6/2017 1
SSIP					
SE Parent Survey	Available for Data Viewing				

ReOpen

Accessing Dispro Documents in the Dashboard

[Admin Module](#)

District:

DISPROPORTIONALITY LETTER/RUBRIC/FEEDBACK :

Document	Released On
2017 <input type="text"/> Disproportionality_Letter	12/16/2016 5:21:09 PM
2017 <input type="text"/> Disproportionality_Rubric	12/16/2016 5:21:09 PM
2017 <input type="text"/> Disproportionality_FY17_Compliant_Discrepancy_Letter	6/2/2017 6:11:38 PM

[Helped Documents](#)

- Dispro Letter
- Dispro Rubric
- Letter stating district is in Compliance



FY19 Disproportionality Determinations

Sample County

<i>Determination Area</i>	<i>Category</i>	<i>Yes</i>	<i>Race/ethnicity Area</i>
Significant Disproportionality* Identification of SWD	All Disabilities	<input type="checkbox"/>	
	Specific Disability Categories	<input type="checkbox"/>	
Significant Disproportionality* Placement of SWD	< 40% of the day in general education	<input type="checkbox"/>	
	Separate Settings	<input type="checkbox"/>	
Significant Disproportionality* Discipline of SWD	Total Disciplinary Removals	<input type="checkbox"/>	
	ISS ≤10 Days	<input type="checkbox"/>	
	ISS > 10 Days	<input type="checkbox"/>	
	OSS ≤10 Days	<input type="checkbox"/>	
	OSS > 10 Days	<input type="checkbox"/>	
Disproportionate Representation	All Disabilities, APR Indicator 9	<input type="checkbox"/>	
	Specific Disability Categories, APR Indicator 10	<input type="checkbox"/>	
Significant Discrepancy Rate of Suspension/Expulsion (OSS > 10 Days)	All SWD APR Indicator 4a	<input type="checkbox"/>	
	SWD by Race/ Ethnicity APR Indicator 4b	<input type="checkbox"/>	

* Significant Disproportionality requires that the district use 15% of Federal IDEA grant in FY20 to provide Comprehensive Early Intervening Services to address the causes of Significant Disproportionality in FY19

District Determinations



Richard Woods,
Georgia's School Superintendent
"Educating Georgia's Future"
gaDOE.org

District Determination in the Dashboard

Application Name	Application Status	Start Date	Close Date	Submitted By	Submitted
SE Timelines	Available for TL Data Collection	5/27/2017 12:00:00 AM	7/31/2017 12:00:00 AM		
SE Pre School	Available for Data Collection	2/3/2017 12:00:00 AM	7/31/2017 12:00:00 AM		
Post Secondary	In Process	2/13/2017 12:00:00 AM	7/31/2017 12:00:00 AM		
SE Disproportionality Determinations	Available for Data Viewing				
SE District Determinations	Available for Data Viewing				
SE PS Transition	Submitted	11/11/2016 12:00:00 AM	3/31/2017 12:00:00 AM	Wina Low	2/6/2017 1
SSIP					
SE Parent Survey	Available for Data Viewing				



ReOpen

Accessing Determination Rubric and Letter



Richard Woods,
Georgia's School Superintendent
"Educating Georgia's Future"
ga DOE.org

DISTRICT
DETERMINATIONS

[District Determinations Documentation](#) [Determinations Admin Module](#)

2017

District:

DISTRICT DETERMINATION LETTER/RUBRIC :

Document	Released On
2017 <input type="text"/> DistrictDeterminations_Letter ←	11/2/2016 4:09:53 PM
2017 <input type="text"/> DistrictDeterminations_Rubric ←	11/2/2016 4:09:53 PM

Compliance Matrix

COMPLIANCE MATRIX

Indicator	Performance Level	Performance Score
Indicator 4B: Rates of suspension and expulsion for Children with Disabilities by Racial and Ethnic Groups *District has compliant policies, procedures and practices related to Indicator 4B. Performance Levels (Yes = 2 Points) (No = 0 Point)	Yes	2
Indicator 9: Disproportionate Representation of Racial and Ethnic Groups in Special Education and Related Services *District has compliant policies, procedures and practices related to Indicator 9. Performance Levels (Yes = 2 Points) (No = 0 Point)	Yes	2
Indicator 10: Disproportionate Representation of Racial and Ethnic Groups in Specific Disability Categories *District has compliant policies, procedures and practices related to Indicator 10. Performance Levels (Yes = 2 Points) (No = 0 Point)	Yes	2
Indicator 15: General Supervision(Timely Correction) *District timely corrects all identified noncompliance no later than one year from notification. Performance Levels (Yes = 2 Points) (No = 0 Point)	Yes	2
Maintenance of Effort (MOE) *District meets MOE for the FY14. Performance Levels (Yes = 4 Points) (No = 0 Point)	Yes	4
		46

District Determination Rubric

Georgia Department of Education
 Division for Special Education Services and Supports
 District Determination Rubric FY 2017 (data from 2015-2016 school year)
 for

Indicator	Performance Level	Performance Score
Indicator 4B: Rates of suspension and expulsion for Children with Disabilities by Racial and Ethnic Groups *District has compliant policies, procedures and practices related to Indicator 4B. Performance Levels (Yes = 2 Points) (No = 0 Point)	Yes	2
Indicator 9: Disproportionate Representation of Racial and Ethnic Groups in Special Education and Related Services *District has compliant policies, procedures and practices related to Indicator 9. Performance Levels (Yes = 2 Points) (No = 0 Point)	Yes	2
Indicator 10: Disproportionate Representation of Racial and Ethnic Groups in Specific Disability Categories *District has compliant policies, procedures and practices related to Indicator 10. Performance Levels (Yes = 2 Points) (No = 0 Point)	Yes	2
*Indicator 15: General Supervision (Timely Correction) *District timely corrects all identified noncompliance no later than one year from notification. Performance Levels (Yes = 2 Points) (No = 0 Point)	Yes	2
Maintenance of Effort (MOE) *District meets MOE for FY15. Performance Levels (Yes = 4 Points) (No = 0 Point)	Yes	4
Indicator 11: Initial evaluations (Child Find) completed within 60 days State Target (100%) Performance Levels: (≥95% = 2 Points) (75% - 94% = 1 Point) (<75% = 0 Point)	97.55%	2
Indicator 12: Part C to Part B Transitions (Early Childhood Transitions) State Target (100%) Performance Levels: (≥95% = 2 Points) (75% - 94% = 1 Point) (<75% = 0 Point)	99.29%	2
Indicator 13: Measurable Postsecondary Goals for Transition State Target (100%) Performance Levels: (≥95% = 2 Points) (75% - 94% = 1 Point) (<75% = 0 Point)	100%	2
Indicator 20: Timely and Accurate Data State Target (100%) Performance Levels: (≥95% = 2 Points) (75% - 94% = 1 Point) (<75% = 0 Point)	100%	2
Total Performance Score (Total Possible Points 20)		20
District Determination	Meets Requirements	100%

Previous Year District Determination: Meets Requirements

District Determination Status:

Meets Requirements: Meets Requirements

Needs Assistance Year 1: First Year in Needs Assistance

Needs Assistance Year 2: Second Year in Needs Assistance

Needs Intervention Year 1: First Year in Needs Intervention (OR) Third Year in Needs Assistance

Needs Intervention Year 2: Second Year in Needs Intervention

Needs Substantial Intervention: The State reserves the right to identify a district as "Needs Substantial Intervention" based on special conditions.

Current Year Status:

≥90% - Meets Requirement; = 75% to 89% - Needs Assistance; < 75% - Needs Intervention

Data Elements



Richard Woods,
Georgia's School Superintendent
"Educating Georgia's Future"
ga DOE.org

- Indicator 4b
- Indicator 9
- Indicator 10

The district has compliant policies, practices and procedures related to these 3 indicators; YES or NO

- General Supervision (timely correction of any identified non-compliance)
- Maintenance of Effort (MOE) (did the district meet MOE for previous year)
- Indicator 11: Child Find, Initial Evaluations
- Indicator 12: Early Childhood Transitions
- Indicator 13: Transition
- Timely and Accurate Data Submission

Guidance Documents for Data Reporting



Richard Woods,
Georgia's School Superintendent
"Educating Georgia's Future"
gadoe.org

Budgets, Grants, Data Collection and Reporting

- Budget, Grants, and Consolidated Application
- Data Collections Conference
- Federal Data Reports
- Guidance for District Submissions to the GaDOE
 - Child Find and Early Childhood Transition Timeline Summary Reporting Guidance
 - Continuation of Services Reporting Documentation
 - Coordinated Early Intervening Services, Reporting Guidance
 - Postsecondary Outcomes Survey for 2015-2016 Exiters Guidance
 - Preschool Outcomes Guidance
 - Transition Planning Survey Reporting and Document Upload Guidance
- Special Education Annual Reports (Data Sources, Rules, and Definitions)
 - Calculation Method
- Special Education Due Dates FY17
- State Performance Plan (SPP), Annual Performance Reports (APR) and Annual Determinations

Assessment Information

- Georgia Milestones Informational Video
- Student Assessment Handbook

Res

- E
- E
- C
- C
- S
- Georgia Council on Developmental Disabilities (GCDD)
- Georgia Council for Exceptional Children (GaCEC)
- Georgia Parent to Parent

On the Special Education Services and Supports Webpage

Continuous Improvement



Richard Woods,
Georgia's School Superintendent
"Educating Georgia's Future"
gaode.org

Questions regarding Data Reporting

Carol Seay

cseay@doe.k12.ga.us

470-218-3244

404-217-2410

404-463-1713

(please leave a message if I am unable to answer)

Georgia Department of Education