

CHARTER LEAs BASIC BUDGET PROCESS May 8, 2014

Dr. Harry Repsher
Budget Specialist

hrepsher@doe.k12.ga.us

404-657-9968



Budget Flow Chart

1. June - Get with Bookkeeper to expend all FY14 state funds, all federal carryover from FY13 & any part of your current federal FY14 allocation as needed.
2. Clean-up budgets/submit amendments as needed – June 15 deadline. If more than 25% of any function code has been expended then amendment is needed. Close books.
3. July - LEA updates FY15 CLIP with revised targets and strategies. July 31 - CLIP final due date. Do paper budget so it's ready for the Consolidated Application.
4. Review MOE – FY14 vs. FY13 for compliance and your FY15 MOE eligibility.
5. August – Complete sp. ed. plan in Program Info – proportionate share, personnel, and CEIS. Review Fiscal Effort and upload attachments – MOE eligibility, SPP and others if appropriate. If sp. ed. section of CLIP approved, budgets can be processed.
6. Sept. – Check FY 14 MOE before closing books. Final due date for FY15 special ed. grant budgets is Sept. 30.
7. Oct. - Dec. – Check Oct. FTE - 1 closely or you lose funds. Submit FY14 carryover amendments – total budget.
8. Jan. - March – Semi-annual certifications for any federal funded employee or a monthly log. Start local budget plan process. Get ready for March FTE- 3 count.



FUNDING EDUCATION

- GA district budgets for FY13 were:
 - 51% State funds or \$7.2 Billion
 - 41% Local funds or \$5.7 Billion, and
 - 8% Federal funds or 1.1 Billion
- Special ed. funding thru QBE/FTE and other state grants is about \$ 1 Billion (\$986 Million)
- State and local expenditures are important for 3 administrative rules for special education



3 Administrative Responsibilities

1. **Maintenance of Effort (MOE)** – Amount of local only or state/local expenditures for SWD must be maintained – Eligibility and Compliance MOE.
 - **Eligibility MOE** – to determine eligibility for IDEA allocation, an LEA must budget at least the same total or per pupil amount in state/local funds as it spent in the most recent prior year.
 - **Compliance MOE** – local or state/local expenditures for SWD is same or greater in FY14 than FY13.



Doing the Math for MOE in FY15

- **Eligibility:** If an LEA expends \$90,000 in FY13 or 14 and sp. ed. **projected budget** is \$95,000 in FY15, the LEA meets the IDEA **MOE eligibility requirement** for receiving the FY15 IDEA grant award.
- **Compliance:** If an LEA expended \$90,000 in FY13 and expends \$92,000 in FY14, the LEA meets the **MOE compliance requirement** for FY13 to FY14. Auditors will check your FY14 local or state/local special education expenditures in FY15.



3 Administrative Responsibilities

2. Supplement not supplant requirement:

- IDEA funds must be used to supplement State, local and other Federal funds and not supplant them – 34 CFR 300.202

BUT

- If an LEA maintains its fiscal effort (MOE), it will only be using IDEA funds to supplement local or state/local funds, and not supplant.



3 Administrative Responsibilities

3. Excess Cost requirement:

- IDEA funds may only be used to pay for the **excess costs of providing special education and related services for SWD** – 34 CFR 300.202 (a)(2)
- Cost in excess of the average annual per pupil expenditures in an LEA during the preceding year for which expenditures are available for an elementary OR secondary school student.



FY2015 Budget

1. General funds – Revenue Fund 100
 - a. State QBE – Sp Ed Program Code 2011

Category I funds = 2021

II = 2031

III = 2041

IV = 2051

V = 2061

b. Local funds = 2023, 2033, 2043, 2053, 2363



FY2015 Budget

2. Federal IDEA funds – Revenue Fund 404
 - a. Federal Preschool Program = 2820
 - b. IDEA Flow through Program = 2824
 - c. High Cost Fund Grant = 1831

- Federal funding is about \$340 Million for special education with over \$305 Mil. to LEAs plus \$14 Mil. for GNETS & GLRS which supports the LEAs



Preparing for FY2015 Budget

- Check state allocations and local funding
 1. Must use earned QBE for teacher positions **first**
 2. Must use QBE for School Psychologist/Social Worker
 3. Must use QBE for Sp Ed Leadership - Sp Ed Director
 4. Use operational funds for teacher supplies
- Check federal funds for excess cost needs
 1. New teacher and preschool positions
 2. Most related services and contract service positions
 3. Assistant Director/Supervisor/Coordinator/
Specialist/Facilitators above the QBE allotments
 4. Office staff and other excess cost items



Personnel Position	State QBE	State Pre K	Local funds	IDEA Flowthru	Federal Pre K	Contract						
Positions	Name	Certificated	Non-Cert.	Certificated	Non-Cert.	Certificated	Non-Cert.	Certificated	Non-Cert.	Certificated	Non-Cert.	Person
	Crawford 8			\$ 26,546				\$ 13,273		\$13,273		
DHI	Dye 0							\$ 31,258				
ang	Green 9	\$ 46,398								\$ 2,500		
D/SID	Repsher 12	\$ 51,526										
PK	Burse 3				\$ 19,166							
SID	Yates 4		\$ 20,654									
Incl	Woods 2								\$ 18,325			
0%	Dothan 5							\$ 12,500				
an40%	Hartsell 10	\$ 25,016								\$ 5,250		
DHI	Williams 3	\$ 38,256										
DHI	Anderson 6	\$ 41,215										
	Rawlins 11								\$ 24,869			
	Anders 6								\$ 22,328			
an 40%	Hartsell 10	\$ 25,016										
DHI	Nesbit 7	\$ 44,628										
	Gay 14	\$ 53,684										
0%	Dothan 5	\$ 42,618						\$ 12,500				
	Johnson 4								\$ 20,654			
	Rush 8								\$ 23,698			
		\$ 368,357	\$ 20,654	\$ 26,546	\$ 19,166	\$ -	\$ -	\$ 69,531	\$109,874	\$21,023	\$ -	

Windows Internet Explorer

http://www.gadoe.org/Pages/Home.aspx

File Edit View Favorites Tools Help

bing 50°F

Go Games H&R BLOCK 51°F

Favorites Wel... GA ... 201... Of... Of... Sea... Fre... Web... AOL... Cus... Win... Win... Win...

Welcome

Page Safety Tools



Departments


- Organization Structure
- Curriculum, Instruction and Assessments
- External Affairs and Policy
- Finance and Business Operations
- Race to the Top (RT3)
- School Improvement
- School Turnaround
- Technology Services

Programs & Initiatives

- Career Paths
- Charter Schools
- Career, Technical, and Agricultural Education

Data & Reports

- Career, Technical, and Agricultural Education Reports
- Financial Reports
- School Reports
- Adequate Yearly Progress (AYP)
- MyGaDOE Login



Learning & Curriculum

- GeorgiaStandards.org
- Standards & Curriculum
- ting

GaDOE

- About Us
- Policies
- State Board of Education
- Working at GaDOE

2014 Set FY

Select a Report GO

Georgia Department of Education

Dr. John D. Barge
State Superintendent of Schools

QBE REPORTS

Instructions

- Select Year from the drop down box above.
- Click **Set FY**.
- Select the desired report from the drop down box above.
- Click **GO**.

NOTE: All the reports will have to be printed using Legal Size paper (8.5"x14") and in Landscape format.

In order to View and Print these reports, Adobe Acrobat Reader should be installed in your computer. If this software is not installed in your computer, then please download a free copy from this site. [Acrobat Reader](#)

2014 Set FY

Select a Report GO

- Select a Report
- QBEO01 Weights for Funding Formula (6 Pages)
- QBEO02 State Salary Schedule
- QBEO29 Daily Salary Schedule
- QBEO03 System Allotment Sheets
- QBEO04 State Allotment Sheet
- QBEO05 System Salary and Operations Detail
- QBEO06 State Salary and Operations Detail
- QBEO08 System Payment Advice for month
- QBEO20 Charter Site Allotment Sheets
- QBEO21 Charter Site Salary & Operations Detail
- QBEO24 Residential Facility Site Allotment Sheets
- QBEO25 Residential Facility Site Salary & Operations Detail
- Mid Term Reports -----
- QBEO10 Mid Term System Allotment Sheets
- QBEO11 Mid Term State Allotment Sheet
- QBEO12 Mid Term System Salary and Operations Detail
- QBEO13 Mid Term State Salary and Operations Detail
- QBEO14 Mid Term Comparison Sheet by System
- QBEO15 Mid Term Comparison Sheet by State

Instructions

- Select Year from the drop down box above.
- Click **Set FY**.
- Select the desired report from the drop down box above.
- Click **GO**.

NOTE: All the reports will have to be printed using Legal Size paper (8.5"x14") and in Landscape format.

In order to View and Print these reports, Adobe Acrobat Reader should be installed in your computer. If this software is not installed in your computer, then please download a free copy from this site. [Acrobat Reader](#)

2014 Set FY

QBE010 Mid Term System Allotment Sheets GO

Georgia Department of Education

Dr. John D. Barge
State Superintendent of Schools

Quality Basic Education - Reports

CCAT 7830103

Run Report

Select a System and Click on Run Report

Microsoft PowerPoint ribbon: Layout, Font (44, Bold, Italic, Underline, Strikethrough, Color, Size, Case), Paragraph (Text Direction, Align Text, Convert to SmartArt), Drawing (Shape Fill, Shape Outline, Shape Effects, Arrange, Quick Styles), Editing (Find, Replace, Select).

PowerPoint navigation and status bar: Create, Save, Print, Email, Share, Refresh, Undo, Redo, 1 / 1, 100% zoom, Print, Refresh.

OFFICIAL Georgia State Department Of Education Earnings Sheet for FY 2014

School System: 7830103 - CCAT FY 14 Midterm THE BASIC UNIT COST IS DEFINED TO BE THE AMOUNT

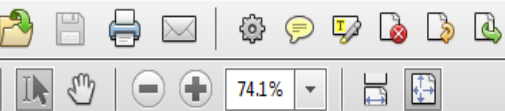
Earnings (\$)							Earned Positions				Grades K-12						
DIRECT INSTRUCTIONAL COST	FTE	SALARY	OPERATING	QBE EARNINGS	LESS LOCAL 5 MILLS	STATE FUNDS	Teacher	Subj. Spec	Couns.	Tech. Spec	Supt.	Asst Supt	Prin.	Asst Prin.	Secty.	Acct.	VT/SW
Kindergarten Pgm	0	0	0	0	0	0	0.00		0.00	0.00							
Kindergarten Early Intr Pgm	0	0	0	0	0	0			0.00	0.00							
Primary Grade(1-3) Pgm	0	0	0	0	0	0	0.00	0.00	0.00	0.00							
Primary Grd Early Intrv(1-3) Pgm	0	0	0	0	0	0	0.00	0.00	0.00	0.00							
Upper Elementary Grd(4-5) Pgm	0	0	0	0	0	0	0.00	0.00	0.00	0.00							
UppElem Grd Early Intrv(4-5)	0	0	0	0	0	0	0.00	0.00	0.00	0.00							
Middle Grade(6-8) Pgm	0	0	0	0	0	0	0.00	0.00	0.00	0.00							
Middle School(6-8) Pgm	59	202,719	4,155	206,874	13,110	193,764	2.95	0.17	0.13	0.05							
High School Gen Educ(9-12)	58	165,770	6,589	172,359	10,923	161,436	2.52		0.13	0.05							
CTAE(9-12) PGM	6	19,549	1,969	21,518	1,364	20,154	0.30		0.01	0.01							
Students with Disab Cat I	0	0	0	0	0	0	0.00			0.00							
Students with Disab Cat II	0	0	0	0	0	0	0.00			0.00							
Students with Disab Cat III	3	36,968	613	37,581	2,382	35,199	0.60			0.00							
Students with Disab Cat IV	2	41,002	845	41,847	2,652	39,195	0.67			0.00							
Students with Disab Cat V	0	0	0	0	0	0	0.00			0.00							
Gifted Student Category VI	7	36,168	706	36,874	2,337	34,537	0.58			0.01							
Remedial Education Pgm	10	41,446	574	42,020	2,663	39,357	0.67			0.01							
Alternate Education Pgm	3	12,841	211	13,052	827	12,225	0.20		0.01	0.00							
Eng. Spkrs. of Other Lang.(ESOL)	0	0	0	0	0	0	0.00			0.00							
Spec Ed. Itinerant				0	0	0											
Spec Ed. Supplemental Speech				0	0	0											
TOTAL DIRECT INSTRUC.	148	556,463	15,662	572,125	36,258	535,867	8.49	0.17	0.28	0.13							
INDIRECT COST																	
Central Admin		10,973	0	10,973	695	10,278					0.00	0.00			0.00	0.00	0.06
School Admin		95,205	945	96,150	6,093	90,057							1.00	0.29	0.27		
Facility M & O			44,104	44,104	2,795	41,309											
Sub Total (INDIRECT COST)		106,178	45,049	151,227	9,583	141,644					0.00	0.00	1.00	0.29	0.27	0.00	0.06
MEDIA CENTER PGM.		12,256	1,928	14,184	899	13,285											
20 DAYS ADDITIONAL INSTRUCTION		5,470		5,470	347	5,123											
STAFF & PROFESSIONAL DEV				3,255	206	3,049											
PRINCIPAL STAFF & PROF. DEV				334	21	313											
MIDTERM HOLD HARMLESS				8,092	513	7,579											
Amended Formula Adjustment						(99,884)											
Charter System Adjustment				0		0											
QBE FORMULA EARNINGS		680,367	62,639	754,687	47,827	606,976	8.49	0.17	0.28	0.13	0.00	0.00	1.00	0.29	0.27	0.00	0.06
CATEGORICAL GRANTS																	

NOTES 1. Expenditure Controls relating to direct instructional costs, media center costs, staff and professional development costs and 20 Days on Additional Instruction have been waived and shall

	0.04
	0.06
	0.07
	0.06
.36	0.03
	0.02

Earned Positions

		Supt.	Asst Supt	Prin.	Asst Prin.	Secty.	Accnt.	VT/SW	Psych.	Sp Ed Ldr	Me Cer
.50	3.06										
		1.00	2.00			1.00	1.00	1.36	1.36	1.81	
				7.00	5.34	6.66					
		1.00	2.00	7.00	5.34	7.66	1.00	1.36	1.36	1.81	



FY : 2014

SALARY & OPERATION DETAILS

Date 3

Folder Name : FY 14 Midterm

7830103 - CCAT

CATEGORY	Spec. Ed I			Spec. Ed II			Spec. Ed III			Spec. Ed IV			Spec. Ed V	
TEACHER STUDENT RATIO		8			6.50			5			3			8
WEIGHT		2.3798			2.7883			3.5493			5.7509			2.4511
FTE		0			0			3			2			0
SALARY (%)	Without T&E	T&E/Hi	With T&E	Without T&E	T&E/Hi	With T&E	Without T&E	T&E/Hi	With T&E	Without T&E	T&E/Hi	With T&E	Without T&E	T&E/Hi
DIRECT INSTR COST:														
Teacher	0	0	0	0	0	0	22,898	13,904	36,802	25,442	15,449	40,891	0	0
Aides/Parapro														
# Subject Specialists														
Counselors														
Tech Specialist	0	0	0	0	0	0	104	63	167	69	42	111	0	0
SubTotal							23,002	13,967	36,968	25,511	15,491	41,002		
Indirect Costs-Central Administration														
Superintendent														
Asst. Superintendent														
(1)Secretary														
(1)Accountant														
Psychologist	0	0	0	0	0	0	46	28	74	31	19	49	0	0
Social Worker	0	0	0	0	0	0	46	28	74	31	19	49	0	0
Spec Ed Leadership	0	0	0	0	0	0	570	346	916	380	231	611	0	0
SubTotal							662	402	1,065	442	268	710		
Indirect Costs-School Administration														
Principal														
Asst. Principal	0	0	0	0	0	0	183	111	294	122	74	196	0	0
Secretary	0	0	0	0	0	0	76	46	122	51	31	78	0	0
SubTotal							259	157	416	173	105	274		
MEDIA														
Personnel	0	0	0	0	0	0	183	111	294	122	74	196	0	0
SubTotal							183	111	294	122	74	196		
20 Days Addtnl. Instruct.														
SubTotal														
QBE Earnings SALARY							24,106	14,591	38,697	26,247	15,907	42,154		
OPERATIONS (%)														
Direct Instructional Operations Cost	0	0	0	0	0	0	613	371	984	613	371	984	0	0
SubTotal							613	371	984	613	371	984		
Indirect Operations Costs														
Central Administration	0	0	0	0	0	0	0	0	0	0	0	0	0	0
School Administration	0	0	0	0	0	0	18	11	29	12	7	18	0	0
FACILITY M & O	0	0	0	0	0	0	894	540	1,437	894	540	1,437	0	0
SubTotal							912	551	1,466	906	547	1,455		
Media Center Material	0	0	0	0	0	0	39	24	63	26	16	41	0	0
SubTotal							39	24	63	26	16	41		
QBE Earnings OPERATIONS							1,564	946	2,450	1,564	946	2,450		
STAFF DEVELOPMENT	0	0	0	0	0	0	210	126	336	210	126	336	0	0
PRINCIPAL STAFF & PROF. DEV	0	0	0	0	0	0	0	0	0	0	0	0	0	0
Spec Ed. Itinerant														
SubTotal														

Salary Costs

Operation Costs

Support CTAE Programs

Read More

Proposed Rulemakings

State Board Meetings - eBoard

Read More

View All

Educational Agencies



Departments

Organization Structure

Curriculum, Instruction and Assessments

Finance and Business Operations

Race to the Top (RT3)

Programs & Initiatives

Career Pathways

Charter Schools

Career, Technical, and Agricultural Education

Data & Reports

Career, Technical, and Agricultural Education Reports

Financial Reports

School Reports

Adequate Yearly Progress (AYP)

Learning & Curriculum

GeorgiaStandards.org

Standards & Curriculum

Testing/Assessment

Georgia Department of Education > Curriculum, Instruction and Assessment

Adequate Yearly Progress (AYP)

Curriculum, Instruction and Assessment

External Affairs and Policy

Finance and Business Operations

Race to the Top

School Improvement

School Turnaround

Technology Services

Curriculum, Instruction and Assessment

Division of Standards Based Learning

Curriculum and Instruction and Career, Technical and Agricultural Education work together to provide rigorous standards, quality instructional resources and online professional learning materials that will help teachers prepare students for graduation and post-secondary college and career opportunities. Georgia Performance Standards, resources and training information can be accessed at www.GeorgiaStandards.org.

- [Curriculum and Instruction](#)
- [Career, Technical and Agricultural Education](#)

Division for Special Education Services and Supports

Innovative Instruction provides challenging educational programs designed to meet the unique needs of students in a wide variety of settings that result in increased student achievement.

- [School Psychological Services](#)
- [Special Education Services and Supports](#)
- [Student Support Teams](#)

Division of Assessment and Accountability

The Assessment and Accountability Division merges the Department's Assessment mandate with the Accountability team. Assessment measures student achievement of the state mandated curriculum, identifies students failing to achieve mastery of content, provides teachers with diagnostic information, and assists school systems in identifying strengths and weaknesses in order to establish priorities in planning educational programs.

Contact Information

Martha Reichrath, Ph.D.
Deputy State Superintendent
Phone: 404-656-2804
Fax: 404-651-8507
Email: mreichrath@doe.k12.ga.us

- [Specific Learning Disability](#)
- [Speech-Language Impairment](#)
- [Traumatic Brain Injury](#)
- [Visual Impairment & Blindness](#)

Budgets, Grants, Data Collection and Reporting



- [Budget, Grants, and Consolidated Application](#)
- [Data Collection Conference](#)
- [Special Education Annual Reports \(Data Sources, Rules, and Definitions\)](#)
 - [Calculation Method](#)
- [Special Education Due Dates FY14](#)
- [State Performance Plan \(SPP\), Annual Performance Reports \(APR\) and Annual Determinations](#)

Continuous Improvement

- [General Supervision - Georgia's Continuous Improvement Monitoring Process \(GCIMP\)](#)
- [Disproportionality](#)
- [GaDoe Strategic Plan and Federal Indicators for Students with Disabilities](#)
- [Approved Private Schools](#)

Dispute Resolution

- [Overview](#)
- [Formal Complaints](#)

- [Application FY15](#)
- [Parent Mentor Partne](#)
- [Parents' Rights](#)
- [Parent Survey](#)
- [Positive Behavioral Int](#)
- [and Support \(PBIS\)](#)
- [Professional Learning](#)
- [Professional Learning](#)
- [Related Services](#)
- [Response to Interven](#)
- [Section 504 Notice of](#)
- [Students and Parents](#)
- [Section 504 Procedur](#)
- [Safeguards](#)
- [SWD Can Make AYP](#)
- [Transition from High S](#)
- Disproportiona**
- [FY14 Disproportionali](#)
- [Assessment](#)
- Related Docum**
- [Testing - Student Ass](#)
- [Handbook 2013-2014](#)
- [Transition at Age 3](#)

- Development and Administration
- Career, Technical and Agricultural Education
- Curriculum and Instruction
- School Psychological Services
- Special Education Services and Supports**
- Student Support Teams
- State Schools

FY 2014 Allocations

- [Approved Allocations](#)
- [Indirect Costs Calculator](#)
- [Sample District Budget Worksheet](#)
- [Budget Pages](#)
- [IDEA Allowable Expenditures](#)



FY 2014 Consolidated Application

- [LEA Consolidated Application Navigation Manual](#)
- [Program Guidance](#)
- [Consolidated Application Requirements](#)
 - [SPP and APR Summary](#) ←
 - [SPP and APR Guidance](#)
 - [MOE Eligibility Worksheet](#) ←
 - [MOE Eligibility and Compliance Guidelines](#)
- [Forms and MOE](#)

Required

Resources for Guidance

- [Education Department General Administrative Regulations \(EDGAR\)](#)
- [OMB Circulars](#)
- [Retention Schedule for Education Records](#)
- [Special Ed Directors Handbook](#)
- [2014 Budget Meeting Powerpoint](#)

Clipboard Font Alignment Number Styles Cells Editing

Arial 12 Bold Italic Underline Font Color Background Color

General \$ % , .00 .00

Conditional Formatting Format as Table Cell Styles

Insert Delete Format

Sort & Filter Find & Select

	A	B	C	D	E	F	G	H	I	J	K	L	M
1	SPECIAL EDUCATION SERVICES AND SUPPORTS ALLOCATIONS FOR FY 2013												IDEA + PreK
2	FY 2013 Allocations	FY 13 Federal	CEIS Max 15%	Maximum	Federal	CEIS Max 15%	Maximum	IDEA Parent	State	TOTAL FY 13	Indirect	Indirect	Required
3	School System/SOP	IDEA Allocation	0.15	Indirect Cost	Preschool	0.15	Indirect Cost	Mentors	Preschool	Funds Disbursed	Cost %	Divisor	15% Max CEIS
4	Appling County	\$ 686,975	\$ 103,046.25	\$ 16,755	\$ 29,768	\$ 4,465.20	\$ 726	\$ 12,500	\$ 47,263	\$ 776,506	2.5	1.025	\$ 107,511.45
5	Atkinson County	\$ 341,901	\$ 51,285.15	\$ 7,294	\$ 18,820	\$ 2,823.00	\$ 401	\$ -	\$ 8,356	\$ 369,077	2.18	1.0218	\$ 54,108.15
6	Bacon County	\$ 382,851	\$ 57,427.65	\$ 3,189	\$ 16,677	\$ 2,501.55	\$ 138	\$ -	\$ 69,460	\$ 468,988	0.84	1.0084	\$ 59,929.20
7	Baker County	\$ 99,342	\$ 14,901.30	\$ 3,424	\$ 8,401	\$ 1,260.15	\$ 289	\$ -	\$ 8,323	\$ 116,066	3.57	1.0357	\$ 16,161.45
8	Baldwin County	\$ 1,360,162	\$ 204,024.30	\$ 24,837	\$ 40,775	\$ 6,116.25	\$ 744	\$ -	\$ 78,612	\$ 1,479,549	1.86	1.0186	\$ 210,140.55
9	Banks County	\$ 482,744	\$ 72,411.60	\$ 7,602	\$ 16,120	\$ 2,418.00	\$ 253	\$ 12,500	\$ 38,875	\$ 550,239	1.6	1.016	\$ 74,829.60
10	Barrow County	\$ 2,234,456	\$ 335,168.40	\$ 25,185	\$ 85,675	\$ 12,851.25	\$ 965	\$ 12,500	\$ 174,998	\$ 2,507,629	1.14	1.0114	\$ 348,019.65
11	Bartow County	\$ 2,669,470	\$ 400,420.50	\$ 91,019	\$ 88,713	\$ 13,306.95	\$ 3,024	\$ 12,500	\$ 166,738	\$ 2,937,421	3.53	1.0353	\$ 413,727.45
12	Ben Hill County	\$ 615,254	\$ 92,288.10	\$ 5,608	\$ 36,893	\$ 5,533.95	\$ 336	\$ -	\$ 113,989	\$ 766,136	0.92	1.0092	\$ 97,822.05
13	Berrien County	\$ 584,108	\$ 87,616.20	\$ 8,575	\$ 31,674	\$ 4,751.10	\$ 465	\$ -	\$ 58,383	\$ 674,165	1.49	1.0149	\$ 92,367.30
14	Bibb County	\$ 4,733,001	\$ 709,950.15	\$ 63,965	\$ 127,721	\$ 19,158.15	\$ 1,726	\$ 25,000	\$ 230,699	\$ 5,116,421	1.37	1.0137	\$ 729,108.30
15	Bleckley County	\$ 472,040	\$ 70,806.00	\$ 4,719	\$ 23,702	\$ 3,555.30	\$ 236	\$ -	\$ 33,369	\$ 529,111	1.01	1.0101	\$ 74,361.30
16	Brantley County	\$ 624,580	\$ 93,687.00	\$ 3,725	\$ 37,508	\$ 5,626.20	\$ 223	\$ -	\$ 24,992	\$ 687,080	0.6	1.006	\$ 99,313.20
17	Brooks County	\$ 439,925	\$ 65,988.75	\$ 6,202	\$ 15,882	\$ 2,382.30	\$ 223	\$ -	\$ 33,390	\$ 489,197	1.43	1.0143	\$ 68,371.05
18	Bryan County	\$ 1,130,607	\$ 169,591.05	\$ 12,411	\$ 28,828	\$ 4,324.20	\$ 316	\$ 12,500	\$ 94,473	\$ 1,266,408	1.11	1.0111	\$ 173,915.25
19	Bulloch County	\$ 1,803,477	\$ 270,521.55	\$ 32,932	\$ 47,884	\$ 7,182.60	\$ 874	\$ 12,500	\$ 207,294	\$ 2,071,155	1.86	1.0186	\$ 277,704.15
20	Burke County	\$ 845,750	\$ 126,862.50	\$ 22,074	\$ 29,495	\$ 4,424.25	\$ 769	\$ -	\$ 95,908	\$ 971,153	2.68	1.0268	\$ 131,286.75
21	Butts County	\$ 610,371	\$ 91,555.65	\$ 13,022	\$ 22,772	\$ 3,415.80	\$ 485	\$ -	\$ 73,250	\$ 706,393	2.18	1.0218	\$ 94,971.45
22	Calhoun County	\$ 152,396	\$ 22,859.40	\$ 8,829	\$ 8,456	\$ 1,268.40	\$ 489	\$ -	\$ 16,841	\$ 177,693	6.15	1.0615	\$ 24,127.80
23	Camden County	\$ 1,610,701	\$ 241,605.15	\$ 11,990	\$ 75,398	\$ 11,309.70	\$ 561	\$ -	\$ 200,065	\$ 1,886,164	0.75	1.0075	\$ 252,914.85
24	Candler County	\$ 404,162	\$ 60,624.30	\$ 6,364	\$ 13,092	\$ 1,963.80	\$ 206	\$ 12,500	\$ 48,464	\$ 478,218	1.6	1.016	\$ 62,588.10
25	Carroll County	\$ 2,717,447	\$ 407,617.05	\$ 25,839	\$ 105,000	\$ 15,750.00	\$ 998	\$ -	\$ 220,062	\$ 3,042,509	0.96	1.0096	\$ 423,367.05
26	Catoosa County	\$ 1,872,536	\$ 280,880.40	\$ 29,307	\$ 57,865	\$ 8,679.75	\$ 905	\$ 12,500	\$ 251,121	\$ 2,194,022	1.59	1.0159	\$ 289,560.15
27	Charlton County	\$ 343,674	\$ 51,551.10	\$ 6,738	\$ 32,301	\$ 4,845.15	\$ 633	\$ -	\$ 17,335	\$ 393,310	2	1.02	\$ 56,396.25
28	Chatham County	\$ 6,989,997	\$ 1,048,499.55	\$ 143,770	\$ 206,236	\$ 30,935.40	\$ 4,241	\$ 25,000	\$ 806,946	\$ 8,028,179	2.1	1.021	\$ 1,079,434.95
29	Chattahoochee County	\$ 145,392	\$ 21,808.80	\$ 4,617	\$ 5,740	\$ 861.00	\$ 182	\$ -	\$ 7,313	\$ 158,445	3.28	1.0328	\$ 22,669.80
30	Chattooga County	\$ 621,437	\$ 93,215.55	\$ 16,573	\$ 39,371	\$ 5,905.65	\$ 1,049	\$ -	\$ 57,219	\$ 718,027	2.74	1.0274	\$ 99,121.20
31	Cherokee County	\$ 6,093,732	\$ 914,059.80	\$ 77,607	\$ 190,651	\$ 28,597.65	\$ 2,428	\$ 25,000	\$ 843,798	\$ 7,153,181	1.29	1.0129	\$ 942,657.45
32	Clarke County	\$ 2,495,518	\$ 374,327.70	\$ 62,527	\$ 67,856	\$ 10,178.40	\$ 1,700	\$ 12,500	\$ 185,031	\$ 2,760,905	2.57	1.0257	\$ 384,506.10
33	Clay County	\$ 74,400	\$ 11,160.00	\$ 3,407	\$ 7,371	\$ 1,105.65	\$ 337	\$ -	\$ -	\$ 81,771	4.8	1.048	\$ 12,265.65

Home Insert Page Layout Formulas Data Review View

Clipboard Font Alignment Number Styles Cells Editing

Calibri 11 A A

B I U

General

Conditional Formatting Format as Table Cell Styles

Insert Delete Format

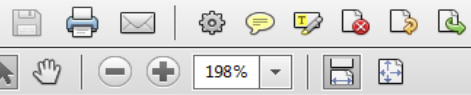
Sort & Filter Find & Select

Function /Object Codes	Legend: A = Allowable U = Unallowable Expenditure Items in order of Function Codes	IDEA Funds	Federal PreK	EIS Funds	State PreK
1000	Instruction - teacher/student interaction				
1000 - 110	Regular education teachers.	U	U	A	U
1000 - 110	Special education teachers/speech therapist.	A	A	A	A
1000 - 112	Special education PreK teacher.	A	A	U	A
1000 - 113	Substitute special education teachers.	A	A	U	A
1000 - 114	Substitute special education aides or paraprofessionals.	A	A	U	A
1000 - 115	Special education teachers extended day in school year.	A	A	U	A
1000 - 117	Special education teachers extended school year.	A	A	U	A
1000 - 118	Special education art/ music/adaptive physical ed. teachers.	A	A	U	A
1000 - 140	Special education aides/paraprofessionals.	A	A	U	A
1000 - 145	Special education interpreters.	A	A	U	A
1000 - 161	Special education technology specialist.	A	A	U	A
1000 - 191	Other administrative special ed.-lead teacher/specialist.	A	A	U	A
1000 - 321	Contracted services - teachers for SWD/EIS.	A	A	U	A
1000 - 322	Contracted services - Art, Music, Adaptive PE for SWD	A	A	U	A
1000 - 324	Contracted services - technology specialist.	A	A	U	A
1000 - 561	Tuition to other Georgia LEAs.	A	A	U	A
1000 - 562	Tuition to LEAs outside of Georgia.	A	U	U	U
1000 - 563	Tuition to private schools/organizations.	A	U	U	U
1000 - 569	Other tuition - paid to state/other governmental organizations for specialized instructional services.	A	U	U	U
1000 - 641	State textbooks/workbooks (QBE earned funds to use)	U	U	U	U
1000 - 641	Supplemental textbooks and workbooks.	A	A	A	A
2100	Pupil Services - assess/improve well-being				
2100 - 140	Special education aides/paraprofessionals.	A	A	U	A
2100 - 163	Special education nurses.	A	A	U	A
2100 - 164	PT, OT and O&M services.	A	A	U	A
2100 - 171	Teacher support specialists, educational diagnosticians or audiologists above leadership QBE allotment.	A	A	A	A
2100 - 174	School psychologists above QBE allotment.	A	A	A	A
2100 - 175	School psychometrists above QBE allotment.	A	A	A	A

Federal Use of Funds

- **Remember: Unallowable IDEA Expenditures**
- **No legal fees – only staff development. Use for student services after a decision is reached in mediation /due process hearing but not for lawyers**
- **No new construction – only renovation to make facility accessible – grab bars, ramps, carpet, acoustical tiles**
- **No buses – but you can modify – AC, lift, seat belts**
- **No food/drinks – unless for student instruction or in-services during normal meal time per agenda and no other opportunity is provided for lunch/dinner**
- **No awards/prizes for staff – mugs, T-shirts, bags, etc.**
- **No political activities or lobbying**
- **No alcoholic beverages**
- **Generally, not for special education director's salary/benefits – use all of QBE earnings first and then local funds or prorate the difference for federal IDEA funds**





Local Educational Agency (LEA) Consolidated Application Navigation

◆ ◆ ◆ ◆

What you will do:

- Identify Roles within the LEA Consolidated Application.
- Log into the LEA Consolidated Application Website.

LEA Consolidated Application

In 1999, Georgia began participating in the Federal Consolidated Application. The signing of No Child Left Behind (NCLB) led to some modifications in the application process for FY10. NCLB reverted back to the Elementary and Secondary Education Act of 1965 (ESEA) in FY10 which led to additional modifications with the inception of the American Recovery and Reinvestment Act of 2009 (ARRA). The current programs that utilize the local educational agency (LEA) Consolidated Application Website...



Home Insert Page Layout References Mailings Review View

Paste Font Paragraph Styles Editing

Arial 16 A A Aa

B I U abc x₂ x² Aa

AaBbCcDdEe AaBbCcDdEe AaBbCcDd

Normal No Spacing Heading 1

Find Replace Select

Semi-Annual Certification Group Form

LEA/RESA/GNETS/GLRS: _____

Special Education Federal Program: IDEA or Preschool federal funds including GNETS or GLRS

Six-Month Period: July 1- December 31, 2012 ___ OR School Year: August ___ - Dec. __, 2012
 January 1 – June 30, 2013 ___ OR School Year: January ___ - May __, 2013

I certify that the employees listed below worked in a single cost objective with special education students/parents/staff in allowable activities authorized by the federal programs stated above.

Employee's Name	Position	Employee Signature Optional
1.		
2.		
3.		
4.		
5.		
6.		
7.		
8.		
9.		
10.		
11.		
12.		

Support CTAE Programs

Read More

Proposed Rulemakings State Board Meetings - eBoard

Read More

View All News Items...

Educational Agencies



Departments

- Organization Structure
- Curriculum, Instruction and Assessments
- External Affairs and Policy
- Finance and Business Operations
- Race to the Top (RT3)
- School Improvement
- School Turnaround
- Technology Services

Programs & Initiatives

- Career Pathways
- Charter Schools
- Career, Technical, and Agricultural Education

Data & Reports

- Career, Technical, and Agricultural Education Reports
- Financial Reports
- School Reports
- Adequate Yearly Progress (AYP)
- [MyGaDOE Login](#)

Learning & Curriculum

- GeorgiaStandards.org
- Standards & Curriculum
- Testing/Assessment

GaDOE

- About Us
- Policies
- State Board of Education
- Working at GaDOE
- Employee Login

FY2015 Consolidated Application

REMEMBER – CON. APPL. IS A TWO STEP PROCESS

1. DISTRICT PLAN

2. SPECIAL EDUCATION PROGRAM PLAN

1. DISTRICT PLAN REMINDERS:

- Include Students with Disabilities (SWD) in overall district plan where a Descriptor indicates All Students or IDEA – could be as simple as all students and all sub-groups or specific reference to SWD.
- If there is no revisions for special education portion of the district plan then your special education plan with budgets can be reviewed and approved. So do budgets prior to September. Completion of plan and budgets counts for determination if not completed by 12/31.




FY 2015 Con. Appl. (Cont'd)

2. SPECIAL EDUCATION PLAN AND BUDGET REMINDERS:

- Configure or add required budgets to the Con. Appl. - your Budgets – IDEA & Federal.
- Two required forms to upload under Program Information in IDEA budget for **ALL applications** – 2015 Local Performance Plan and 2015 MOE Eligibility (projected FY15 budget is greater than FY14 or FY13).
- If district **DID NOT MEET** Fiscal Effort for FY2013 MOE, then you must upload the Exceptions to MOE form with appropriate documentation attached or provide a check for the difference.
- **REQUIRED FORM:** District can lower local MOE for FY2015 if your IDEA budget is greater than FY2014 and you met all determinations. Subtract 2014 initial budget from the 2015 initial and divide by 2.



MyGaDOE



Please Log In

Username:

Password:

[I forgot my passphrase!](#)

[Or sign up for an account](#)

Helpful links

- [MyGaDOE Online Guide](#)
- [GaDOE Public Website](#)
- [Information Systems](#)
- [AYP & NCLB](#)
- [Georgia Standards](#)
- [Data Collections](#)
- [Financial Reports](#)
- [Report Card](#)

This website requires Cookies be enabled in your browser.

Headline News

options |

Communications Update



Each month in the internal e-newsletter we will focus on a particular division of the GaDOE. Since this is the first internal e-newsletter, we thought it would be appropriate to begin with Communications since we are developing it. Also, since we have several new members of the team, we want you to know who to go to for what information.

Communications Team - Who We Are...

[More](#)

- Administration
- Application
- Online Help
- Reports
- Manage Public Schools

Calendar

options |

Daily

Weekly

Monthly

No Daily Events

[More](#)

Surveys

options |

New (0)

Saved (0)

Submitted (0)

Approved (0)

No new surveys available

Site News

Headline

- Communications Update
- State Board of Education Public Hearing November 9, 2011

My Favorites

Data

Preschool Assessment

Manage Entrance/Exit data

Administration

GTID Search

Focused Monitoring



You have (0) new messages.

Consolidated Application

Program Status

Application

District Name : Appling County
Fiscal Year : 2013

District Code : 601

Programs	Planning	Prayer Certification	Attachments	Audit Trail	Coordination	Tydings Amendment	FLP Plan
----------	----------	----------------------	-------------	-------------	--------------	-------------------	----------

Print

Exceptional Students

Program	Applied As	Budget Status	DC Status	Program Type
IDEA Flowthrough	Single District	New	New	Original
IDEA Preschool	Single District	New	New	Original
State PreSchool	Single District	New	New	Original

ed Application

Fiscal Year : 2014

Programs

Planning

Prayer Certification

Attachments

Audit Trail

Coordination

Students

NCLB Plan Descriptors

Implementation Plans

ARRA Funds

LEA has reviewed the Plan and no changes have been made for this school year.

Plan Descriptors

✓ Indicates Revised Plan Descriptors

Plan Descriptors

- ✓ 1. Title I, Part A; Title I, Part C; Title I, Part D; Title II, Part A and Part D; Title III; Title IV; IDEA; Perkins; EHCY
- ✓ 2. Title I, Part A; Title I, Part C; Title I, Part D; Title II, Part D; Title III; IDEA; EHCY
- 3. Title I, Part A; Title I, Part C; Title I, Part D; IDEA; EHCY
- 4. Title II, Part D; E-Rate
- 5. Title I, Part A; Title I, Part C; Title II, Part D; Title III; IDEA
- 6. Professional Learning; Title I, Part A; Title I, Part C; Title II, Part A; Title II, Part D; Title III; Title VI, Part B; IDEA
- 7. Title II, Part D
- 8. Professional Learning; All federal programs; E-Rate
- 9. Title I, Part A; Title I, Part C; Title II, Part D; Title III; IDEA, EHCY
- 10. Title IV
- 11. Title I, Part A; Title II, Part D
- 12. Title I, Part A; Title I, Part C; Title IV
- 13. All Programs
- 14. Title I. Part A: IDEA: EHCY

application

LEA Implementation Plans

District Name : State Charter Schools II-CCAT School

District Code : 7830103

Fiscal Year : 2014

- Programs
- Planning**
- Prayer Certification
- Attachments
- Audit Trail
- Coordination

- NCLB Plan Descriptors
- Implementation Plans**
- ARRA Funds

Performance Goal

Please select an Identified Goal for Improvement

- Select Goal: IDEA Performance Goal 1
- IDEA Performance Goal 1
 - NCLB Performance Goal 1
 - NCLB Performance Goal 2
 - NCLB Performance Goal 3
 - NCLB Performance Goal 4
 - NCLB Performance Goal 5
 - IDEA Performance Goal 1**
 - IDEA Performance Goal 2
 - IDEA Performance Goal 3
 - IDEA Performance Goal 4

Improve post-school outcomes for students with disabilities.

Annual Measu

Annual Measu

See attached

Implementa

Implementa

Are Implementation Plan Descriptions Revised?

Actions/Strategies/Interventions or Programs

See attached

GSSP Standards

See attached

Professional Learning

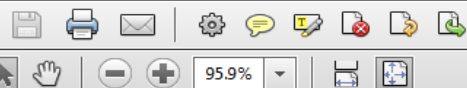
See attached

Resources or Materials Needed

See attached

Person or Position Responsible for Monitoring and Evaluation

See attached



Charter LEA Implementation Plan for Conservatory 2013-20

Name of System

School Year

Identified Goals for Improvement: LEAs must develop actions/strategies/interventions or programs for each of the performance goals and the four IDEA performance goals listed below. LEAs may add additional LEA performance goals that can not be addressed in one of the goals below. LEA may also add additional system goals as applicable.

Performance Goal 1: All students will reach high standards, at a minimum attaining proficiency or better in reading/language arts and mathematics.

Performance Goal 2: All limited English proficient students will become proficient in English and reach high academic standards, at a minimum attaining proficiency or better in reading/language arts and mathematics.

Performance Goal 3: All students will be taught by highly qualified teachers.

Performance Goal 4: All students will be educated in learning environments that are safe, drug free, and conducive to learning.

Performance Goal 5: All students will graduate from high school.

IDEA Performance Goal 1: Improve post-school outcomes for students with disabilities.

IDEA Performance Goal 2: Improve services for young children (ages 3 – 5) with disabilities.

IDEA Performance Goal 3: Improve the provision of a free and appropriate public education to students with disabilities.

IDEA Performance Goal 4: Improve compliance with state and federal laws and regulations.

Performance Goal 1: All students will reach high standards, at a minimum attaining proficiency or better in reading/language arts and mathematics

100% of all National Subject Area Standards and State/CCGPS standards are included Charter Conservatory's Curriculum.

Performance Goal	Actions/Strategies/ Interventions or Programs	STANDARDS FOCUS	Performance Goal	IDEA Goal #	Professional Learning (Include funding source and cost)	Resources or Materials Needed (Include funding source, funding cycle and cost)	Person or Position Responsible for Monitoring and Evaluation	Timeline for Implementation (Plan should include 2-3 years)	Means of Evaluation (What will be used to evaluate the action, strategy, intervention, or program?)	Monitoring of Intervention (Artifacts)	Evidence Impact (Student Learning)
------------------	---	--------------------	------------------	-------------	--	---	--	---	---	--	---



Application

Fiscal Year : 2014

- Programs
- Planning
- Prayer Certification
- Attachments
- Audit Trail**
- Coordination

Planning Audit Trail

ARRA Funds Audit Trail

Audit Trail

Old Status	New Status	Changed By
Superintendent Signed Off Message : Successfully Signed Off	Approved	Margo DeLaune
Coordinator Signed Off Message : Successfully Signed Off	Superintendent Signed Off	Corliss Reese
Plan Approver Revision Requested Message : Successfully Signed Off	Coordinator Signed Off	Corliss Reese
Superintendent Signed Off Message : The following programs have a revision request: Title I, Part A – Randy Phillips - Descriptor #1 - Please add past and current academic decision to serve Math and reading with Title I funds. Second request for this information to be added. Title II, Part A – Elizabeth Zipperer - Descriptor #1 - Please add past and current academic performance data to support your decision to serve Math and reading with Title I funds. General Education descriptors marked as revised, yet no entries are marked in Bold font, thus impossible to determine what was changed. If entire entry has been revised, no message is displayed.	Plan Approver Revision Requested	Margo DeLaune
Coordinator Signed Off Message : Successfully Signed Off	Superintendent Signed Off	Corliss Reese
Plan Approver Revision Requested Message : Successfully Signed Off	Coordinator Signed Off	Corliss Reese
Superintendent Signed Off Message : The following programs have a revision request: IDEA Flowthrough – Harry Repsher - No attachments as stated for Implementation Plan. Descriptor #1 - Please add past and current academic performance data to support your decision to serve Math and reading with Title I funds. General Education descriptors marked as revised, yet no entries are marked in Bold font, thus impossible to determine what was changed. If entire entry has been revised, no message is displayed.	Plan Approver Revision Requested	Margo DeLaune



Application

Program Status

District Name : State Charter Schools II-CCAT School

District Code : 7830103

Fiscal Year : 2014

Programs

Planning

Prayer Certification

Attachments

Audit Trail

Coordination

Exceptional Students

<u>Program</u>	<u>Applied As</u>	<u>Budget Status</u>	<u>DC Status</u>	<u>Program Type</u>
IDEA Flowthrough	Single District	Approved	New	Original
IDEA Flowthrough	Single District	Approved	New	Amendment No. 1

Best viewed with Internet Explorer 6.0 or higher and Screen Resolution 1024 x 768 or greater

Submitted Application

Fiscal Year : 2014 Program : IDEA Flowthrough -
Status : Approved (Date: 10/16/2013 10:23:31) Superintendent Sign off date : 10/12/2013 12:07:1

Program Information

Budget

Audit Trail

Assurances

Uploaded Files

Fiscal Effort

Exceptions

Proportionate Share

Personnel Vacancies

Worksheet: Proportionate Amount of Funds for Private School Children with Disabilities

The amended IDEA 2004 federal regulations require that a proportionate amount of **IDEA and Preschool** funds must be spent on providing special education services to private school children with disabilities unilaterally placed by their parents. The following worksheet allows you to calculate this proportionate amount.

NOTE: With passage of HB 1590, home school children are to be counted and treated as private school children when determining the proportionate amount of funds. The parents of these students refused the IEP (FAPE) and placed their child in a private school. This count is from last Dec 1. **Submit as part of your application.**

A. Number of eligible private/home schooled children with disabilities not having an IEP:

0

B. Number of children with disabilities with IEPs (public, private and home):

0

C. Total number of children with disabilities (A + B):

0

3-5 ONLY FORMULA

(A) 0 / (C) 0 = 0 % X \$ 0

3-5 Only Allocation Amount
Proportionate Amount for 3-5 Only

3-21 FORMULA

(A) 0 / (C) 21 = 0 % X \$ 25030

3-21 Allocation Amount
Proportionate Amount for 3-21

ation

District Name : State Charter Schools II-CCAT School
Fiscal Year : 2014
Status : Approved (Date: 10/16/2013 10:23:31)

District Code : 7830103
Program : IDEA Flowthrough - Or
Superintendent Sign off date : 10/12/2013 12:07:17

Program Information

Budget

Audit Trail

Assurances

Uploaded Files

Fiscal Effort

Exception

Print

Proportionate Share

Personnel Vacancies

ED

SPECIAL EDUCATION PERSONNEL EMPLOYED/VACANCIES

Please provide the total number of ALL special education personnel employed/contracted by the LEA from the previous school year and the number may include RESA paid personnel who deliver services (i.e. vision, deaf/hard of hearing or school psychological services)

Report to the nearest one-hundred (i.e., 3.25 or 5.50 based on full or partial employment/contract (one day a week) equal .20, two days equal .40)

- 1. Number of Special Education Teachers
- 2. Number of Speech/Language Pathologists
- 3. Number of Audiologists
- 4. Number of School Psychologists
- 5. Number of Physical Therapist
- 6. Number of Occupational Therapist
- 7. Number of Interpreters
- 8. Number of Social Workers

Employed

1

0

0

0

0

0

0

0



ation

District Name : State Charter Schools II-CCAT School
Fiscal Year : 2014
Status : Approved (Date: 10/16/2013 10:23:31)

District Code : 7830103
Program : IDEA Flowthrough - Or
Superintendent Sign off date : 10/12/2013 12:07:17

Program Information

Budget

Audit Trail

Assurances

Uploaded Files

Fiscal Effort

Exception

Proportionate Share

Personnel Vacancies

ED

Coordinated Early Intervening Services for High Risk Regular Education Students

I. Coordinated Early Intervening Services (CEIS) Status (Check one only)

- Not Applicable This Year
- Required EIS - must use the maximum 15% for IDEA and Preschool
- Optional Usage of EIS(up to 15%)

Initial IDEA:

Initial Preschool:

II. CEIS Amount

1. IDEA Initial Allocation (IDEA and Preschool Amount):

2. Maximum Available for CEIS:

3. Optional usage amount for EIS if less than line 2 (up to 15% may be used):

III. Narrative Description of CEIS Activities and CEIS Budget Worksheet

Application

Budget

District Name : State Charter Schools II-CCAT School
Fiscal Year : 2014
Status : Approved (Date: 10/16/2013 10:23:31)

District Code : 7830103
Program : IDEA Flowthrough -
Superintendent Sign off date : 10/12/2013 12:07:31

Program Information

Budget

Audit Trail

Assurance

Print

Program : IDEA Flowthrough
Current FY Allocation : \$25,030.00
Additional Allocation : \$0.00
Carry Over : \$0.00
Total Grant Award : \$25,030.00
Transfer Amount : \$0.00
Total Amount to be Budgeted : \$25,030.00

Not Budgeted Funds :

Budget Detail

<u>Fiscal Year</u>	<u>From Program</u>	<u>School</u>	<u>To Sub-Grant</u>	<u>To Program</u>	<u>Function</u>	<u>Object</u>	<u>Units</u>
2014	IDEA Flowthrough	CCAT School		IDEA Flowthrough	1000	110	1
2014	IDEA Flowthrough	CCAT School		IDEA Flowthrough	1000	300	1
2014	IDEA Flowthrough	CCAT School		IDEA Flowthrough	1000	610	1
2014	IDEA Flowthrough	CCAT School		IDEA Flowthrough	1000	616	1
2014	IDEA Flowthrough	CCAT School		IDEA Flowthrough	1000	810	1
Total :							

Best viewed with Internet Explorer 6.0 or higher and Screen Resolution 1024 x 768 or greater