

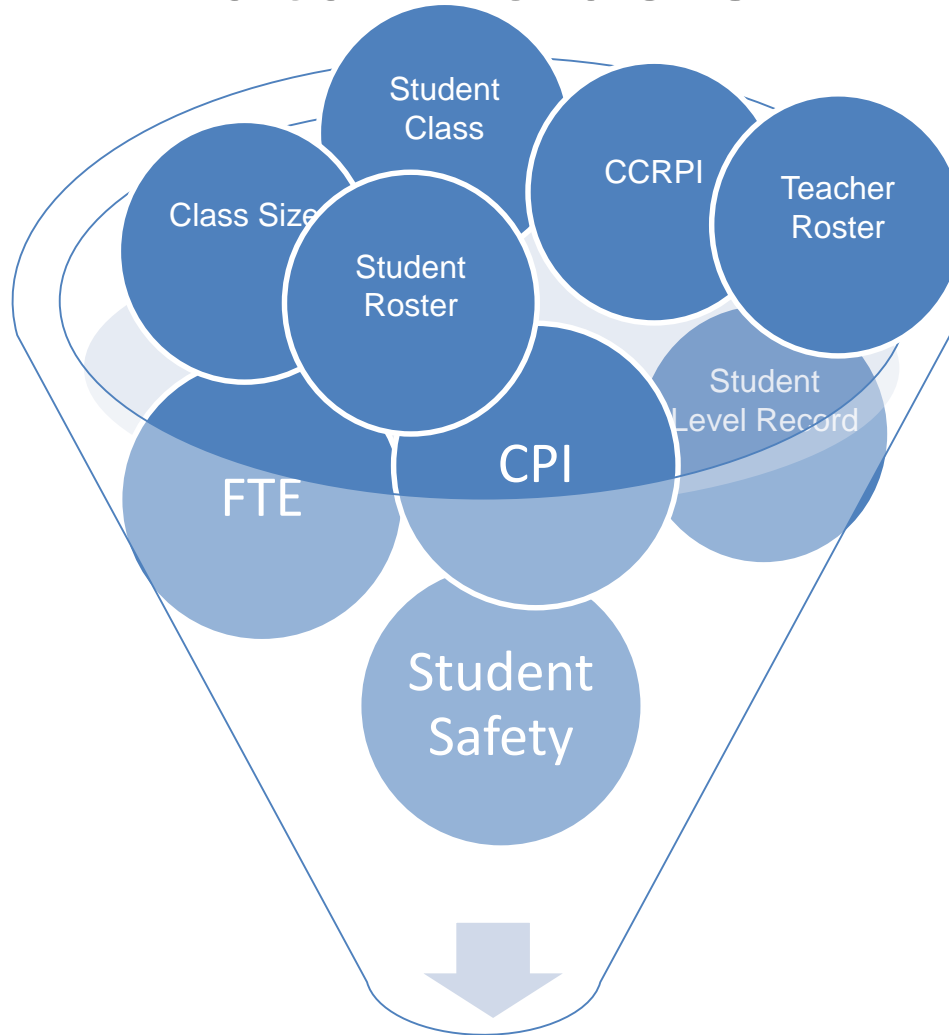
# State Charter Schools Commission of Georgia

## ‘How to Be an LEA Training’ Special Education Reporting

Bonnie Dye  
Part B Data Manager  
Division for Special Education Services



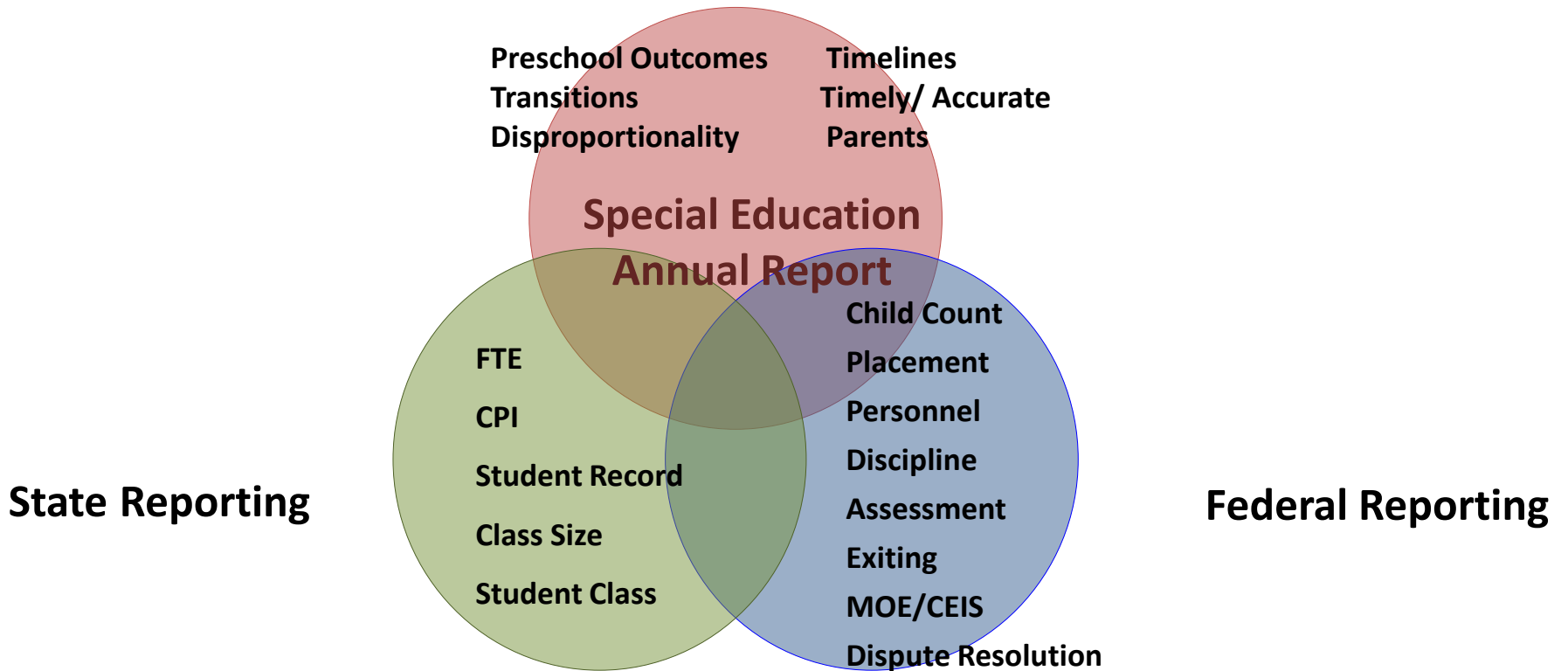
# Data Inclusion



**Special Education Reporting**

# State Performance Plan Annual Performance Report

## SPP/APR Performance Indicators (17)





# Georgia Department of Education

Making Education Work For All Georgians!



Dr. John D. Barge, State School Superintendent

Home

Students

Parents

Teachers

Business & Industry

Contact Us

States with Improved Scores in SAT + ACT + AP + NAEP Math + NAEP Reading + NAEP Science

=



Georgia

School Reports

- By State
- By District
- By School

Profile Summary

2012-2013 Special Education Annual Report

Annual Performance Summary

Indicator Number	Indicator	Indicator Description	2012-13 State Target	State Rate	Met Target
1	Graduation Rate	Percent of youth with IEPs graduating from high school with a regular diploma.	35.7%	35.2%	N
2	Drop out Rate	Percent of youth with IEPs dropping out of high school.	5.2%	6.0%	N
3	AMO-Targets	A. District meets the State's AMO targets for reading disability subgroup.		41.4%	
		A. District meets the State's AMO targets for Mathematics disability subgroup.		20.6%	
	Participation Rate RELA	B. Percentage of students with disabilities who participated in statewide RELA Assessment	98.9%	98.4%	N
		B. Percentage of students with disabilities who participated in statewide Regular Assessment (RELA)		72.1%	
		Regular Assessment (RELA) with accommodations		53.0%	
		Regular Assessment (RELA) without accommodations		19.1%	
		B. Percentage of students with disabilities who participated in statewide Modified Assessment (RELA)		17.1%	
		B. Percentage of students with disabilities who participated in statewide Alternate Assessment (RELA)		9.2%	
	Participation Rate MATH	B. Percentage of students with disabilities who participated in statewide MATH Assessment	98.9%	97.7%	N
		B. Percentage of students with disabilities who participated in statewide Regular Assessment (MATH)		67.7%	
		Regular Assessment (MATH) with accommodations		49.1%	
		Regular Assessment (MATH) without accommodations		18.6%	
		B. Percentage of students with disabilities who participated in statewide Modified Assessment (MATH)		21.0%	
		B. Percentage of students with disabilities who participated in statewide Alternate Assessment (MATH)		9.0%	
	Proficiency Rate by assessment type <a href="https://usg.qosa.qa.gov/analytics/saw.dll?Dashboard">https://usg.qosa.qa.gov/analytics/saw.dll?Dashboard</a>	C. Percentage of students with disabilities in grades three through eight who demonstrated proficiency in reading	79.5%	81.1%	Y
		C. Percentage of students with disabilities in high school who demonstrated proficiency in ELA	62.7%	63.2%	Y
		C. Percentage of students with disabilities in grades three through eight who demonstrated proficiency in math	69.8%	65.4%	N
		C. Percentage of students with disabilities in grade high school who demonstrated proficiency in math	37.7%	37.6%	N
4	Suspension and Expulsion	A. District does not demonstrate non-significant discrepancy in the rate of suspension and expulsions of students that is 10 days in a	0.5%	2.0%	Y

FY13 District Determination: 2011-2012 Data

District Name: County

Indicator	Meets Target	Meets Substantial Compliance	Indicator Status
<p><b>*Indicator 4 B</b>  <b>Rates of suspension and expulsion</b>  <u>Note: District does not meet target if policies, practices and procedures were identified as noncompliant.</u></p>	<p>Yes <input checked="" type="checkbox"/> No <input type="checkbox"/>                      If "No" <u>Indicator Status</u>                      "No"</p>		<p>Yes <input checked="" type="checkbox"/> No <input type="checkbox"/>                      If "No" Does Not Meet Requirement</p>
<p><b>*Indicator 9</b>  <b>Disproportionate Representation of Racial and Ethnic Groups in Special Education and Related Services</b>  <u>Note: District does not meet target if policies, practices and procedures were identified as noncompliant.</u></p>	<p>Yes <input checked="" type="checkbox"/> No <input type="checkbox"/>                      If "No" <u>Indicator Status</u>                      "No"</p>		<p>Yes <input checked="" type="checkbox"/> No <input type="checkbox"/>                      If "No" Does Not Meet Requirement</p>
<p><b>*Indicator 10</b>  <b>Disproportionate Representation of Racial and Ethnic Groups in Specific Disability Categories</b>  <u>Note: District does not meet target if policies, practices and procedures were identified as noncompliant.</u></p>	<p>Yes <input checked="" type="checkbox"/>                      No <input type="checkbox"/>                      If "No" <u>Indicator Status</u>                      "No"</p>		<p>Yes <input checked="" type="checkbox"/> No <input type="checkbox"/>                      If "No" Does Not Meet Requirement</p>
<p><b>*Indicator 15</b>  <b>General Supervision</b>  <u>Note: District does not meet target if identified noncompliance is not corrected within one year</u></p>	<p>Yes <input checked="" type="checkbox"/> No <input type="checkbox"/>                      If "No" <u>Indicator Status</u>                      "No"</p>		<p>Yes <input checked="" type="checkbox"/> No <input type="checkbox"/>                      If "No" Does Not Meet Requirement</p>
<p><b>*Maintenance of Effort (MOE) for FY10</b>  <u>Note: District does not meet target</u></p>	<p>Yes <input checked="" type="checkbox"/> No <input type="checkbox"/>                      If "No" <u>Indicator Status</u></p>		<p>Yes <input checked="" type="checkbox"/> No <input type="checkbox"/>                      If "No" Does Not Meet Requirement</p>

**FY13 District Determination: 2011-2012 Data**

District Name: . County

<p><b>Overall District Determination</b></p>	<p><b>Total Indicators Met by District:</b></p> <p>___5___ out of 5 Required Areas; Indicators 4b, 9, 10, 15 and MOE</p> <p>___4___ out of 4 Additional Areas; Indicators 11, 12, 13, and 20</p>	<p><b>In order to Meet Requirements a District Must:</b></p> <ul style="list-style-type: none"> <li>• Meet ALL 5 of the Required Areas: Indicators 4b, 9, 10, 15 and MOE</li> </ul> <p align="center"><b>AND</b></p> <ul style="list-style-type: none"> <li>• Meet 3 out of the 4 Additional Areas: Indicators 11, 12, 13, and 20</li> </ul>	<p><b>FY13 District Determination</b></p> <p><input checked="" type="checkbox"/> <b>Meet Requirements</b></p> <p><input type="checkbox"/> <b>Did not Meet Requirements (Enter Level)</b></p> <p>_____</p>
--	--	--	---

District Determination Summary			
FY09	FY10	FY11	FY12
Meets Requirements <input checked="" type="checkbox"/>	Meets Requirements <input checked="" type="checkbox"/>	Meets Requirements <input type="checkbox"/>	Meets Requirements <input checked="" type="checkbox"/>
Needs Assistance <input type="checkbox"/>	Needs Assistance <input type="checkbox"/>	Needs Assistance <input checked="" type="checkbox"/>	Needs Assistance <input type="checkbox"/>
Needs Intervention <input type="checkbox"/>	Needs Intervention <input type="checkbox"/>	Needs Intervention <input type="checkbox"/>	Needs Intervention <input type="checkbox"/>
Needs Substantial Intervention <input type="checkbox"/>	Needs Substantial Intervention <input type="checkbox"/>	Needs Substantial Intervention <input type="checkbox"/>	Needs Substantial Intervention <input type="checkbox"/>

# Full Time Equivalent – General Information

FTE reporting refers to the state funding mechanism based on the student enrollment and the educational services local school systems provide for the students.

## FTE Count Day

Data collected on the count day can be thought of as a "picture" of the scheduled instructional services provided for the students by the local school system on that specific date.






# FTE – General Information

## FTE Instructional Segment

One FTE (Full-Time Equivalent) is equal to six “instructional segments”. An instructional segment is the service provided to a student during one-sixth of an academic day.

One FTE may reflect services provided to six different students.



Refer to Georgia Board of Education Rule 160-5-1-.02 SCHOOL DAY FOR STUDENTS.



Dr. John D. Barge, State School Superintendent  
"Making Education Work for All Georgians"  
[www.gadoe.org](http://www.gadoe.org)

# FTE – General Information

## FTE Funding Program Categories

A funding category is a state-authorized instructional program as listed in the QBE Act.

## FTE Program Weight

The program weight is the numerical factor used in determining FTE funding.



# How is FTE Calculated?

## – FTE Program Codes reported for students

- Jane Doe    B        B        B        B        B        B        B
- John Doe    B        B        U        U        B        U        B

– To determine the FTE earned, the total segments of each program is divided by six and rounded to the nearest whole number.

– EX: 10 segments of 'B' program codes divided by 6 equals 1.6667 FTEs. This would be rounded up to 2 FTEs.



**Projected FTE Funding FY2014**

	<b>1 Segment</b>	<b>2 Segments</b>	<b>3 Segments</b>	<b>4 Segments</b>	<b>5 Segments</b>	<b>6 Segments</b>
<b>Level 1</b>						
S/L -SC (3)						
SLD-SC (U)						
2.3798				\$4,387	\$5,484	\$5,783
<b>Level 2</b>						
MID (P)						
2.7883	\$1,129	\$2,259	\$3,388	\$4,517	\$5,646	\$6,776
<b>Level 3</b>						
MOID (Q)						
SID ( R)						
EDB (T)						
SLD-R (U)						
OI-SC (V)						
HH-SC (W)						
Deaf -SC (X)						
OHI-SC (Y)						
S/L-R (3)						
3.5493	\$1,437	\$2,875	\$4,312	\$5,750	\$7,187	\$8,625
<b>Level 4</b>						
PID (S)						
OI-R (V)						
HH-R (W)						
Deaf-R (X)						
OHI-R (Y)						
VI (Z)						
Deaf/Blind (2)						
5.7509	\$2,329	\$4,658	\$6,987	\$9,316	\$11,646	\$13,975
<b>Level 5</b>						
Inclusion Codes 4-8						
2.4511	\$993	\$1,985	\$2,978	\$3,971	\$4,963	\$5,956
<b>Base Funding (D)</b>						
Weight =1.0000	\$405	\$810	\$1,215	\$1,620	\$2,025	\$2,430
<b>6 Segments = 1 FTE</b>						

**Appendix B**  
**Students with Disabilities**

<u>Class Group/ Exception Program</u>	<u>Funding Class Size</u>	<u>Maximum Individual Class Size</u>		<u>Exception to Maximum 2 Segments Per Day Per Teacher With Paraprofessional</u>
		*	**	
1. Group I				
(i) S/L-SC	8	11	15	+1
(ii) LD-SC	8	12	16	+1
2. Group II				
(i) MID-SC	6.5	10	13	+1
(ii) MID-R	6.5	10	13	+1
3. Group III				
(i) SID-SC	5	NA	7	+1
(ii) D/HH-SC	5	6	8	+1
(iii) S/L-R	5	7	NA	NA
(iv) BD-R	5	7	10	+1
(v) LD-R	5	8	10	+1
(vi) BD-SC	5	8	11	+1
(vii) MOID-SC	5	NA	11	+1
(viii) OI-SC	5	NA	11	0
4. Group IV				
(i) D/HH-R	3	3	4	+1
(ii) VI-R	3	3	4	+1
(iii) OI-R	3	4	5	+1
(iv) VI(DB)-SC	3	NA	6	+1
(v) FID-SC	3	NA	6	0
5. Group V	8	NA	NA	NA

NOTE: Each paraprofessional is the equivalent to 1/3 teacher and affects individual class size proportionately. Various teacher/paraprofessional models shall be averaged independently.

# Georgia Board of Education Rule

## 160-4-7- .14 PERSONNEL, FACILITIES AND CASELOADS.

### APPENDIX A - CLASS SIZES AND CASELOADS

PROGRAM AREA	DELIVERY Self-contained (SC) Resource (R)	MAXIMUM CLASS SIZE		CASE- LOAD
		W/O Para	With Para*	
<b>INTELLECTUAL DISABILITIES</b>				
Mild	SC	10	13	14
	R	10	13	26
Moderate	SC	NA	11	11
Severe	SC	NA	7	7
Profound	SC	NA	6	6
EMOTIONAL AND BEHAVIORAL DISORDERS	SC	8	11	12
	R	7	10	26
SPECIFIC LEARNING DISABILITIES	SC	12	16	16
	R	8	10	26
VISUAL IMPAIRMENTS	SC	NA	6	7
	R	3	4	13
DEAF/HARD OF HEARING	SC	6	8	8
	R	3	4	11
DEAF-BLIND	SC	NA	6	7
SPEECH-LANGUAGE IMPAIRMENTS	SC	11	15	15
	R	7	NA	55
ORTHOPEDIC IMPAIRMENTS	SC	NA	11	11
	R	4	5	15

# FT011 Report

## Funded and Non-Funded Students

System: **Sample School District**

FTE Category	Code	Students	Segments	FTE
Kindergarten	A	140	785	131
Grades 1 to 3	B	378	2,135	356
Grades 4 to 5	C	250	1,351	225
Grades 6 to 8	9	375	2,082	347
Grades 9 to 12	D	391	1,572	262
Kindergarten EIP	E	21	90	15
Primary Grades 1-3 EIP	F	100	470	78
4th - 5th Grades EIP	G	69	191	32
Mild Intellectual Disability	P	34	85	14
Moderate Intellectual Disability	Q	11	36	6
Severe Intellectual Disability	R	4	21	4
Profound Intellectual Disability	S	1	6	1
Emotional and Behavioral Disorder	T	2	10	2
Specific Learning Disability	U	45	91	15
Orthopedic Impairment	V	0	0	0
Hearing Impairment	W	0	0	0
Deaf	X	0	0	0
Other Health Impairment	Y	27	42	7
Visual Impairment	Z	0	0	0
Blind	1	0	0	0
Deaf/Blind	2	0	0	0
Speech/Language Impairment	3	74	74	13
Psychoeducational (SED) Program	4	1	6	1
Inclusion (Inclusion Codes 4-8 / must have Segment Codes A-G)	N/A	57	104	18
Gifted	I	124	197	34
Remedial Education	J	43	84	14
Vocational High School Lab	K	243	507	85
Postsecondary Options (Dual Credit)	M	0	0	0
Study Hall	N	0	0	0
Other (Non-State Funded)	O	2	3	1

# Inclusion Codes

INCLUSION indicates that a student with disabilities has an individualized education program (IEP) that identifies the general education classroom as the least restrictive environment for the delivery of special education services for that course. **Inclusion includes both supportive instruction and collaborative instruction.**





# Supportive Instruction

Supportive instruction is specifically designed instruction or supplemental aids or services provided from personnel such as a paraprofessionals, interpreters, job coaches, other assistive personnel, and other regular education teachers.

Students receiving special education services through supportive instruction are funded at Level 5.



# Level 5 Inclusion Codes Supported Instruction

- 4 - Paraprofessional
- 5 – Interpreter
- 6 – Job Coach (Must be used with Program Code K)
- 7 – Assistive/Other Personnel (OT/PT)
- 8 – Certified Teacher (Not Special Education)

All the above must be used with general education program code



## Code: IDDF (7)

### 160-4-7-.07 LEAST RESTRICTIVE ENVIRONMENT (LRE)

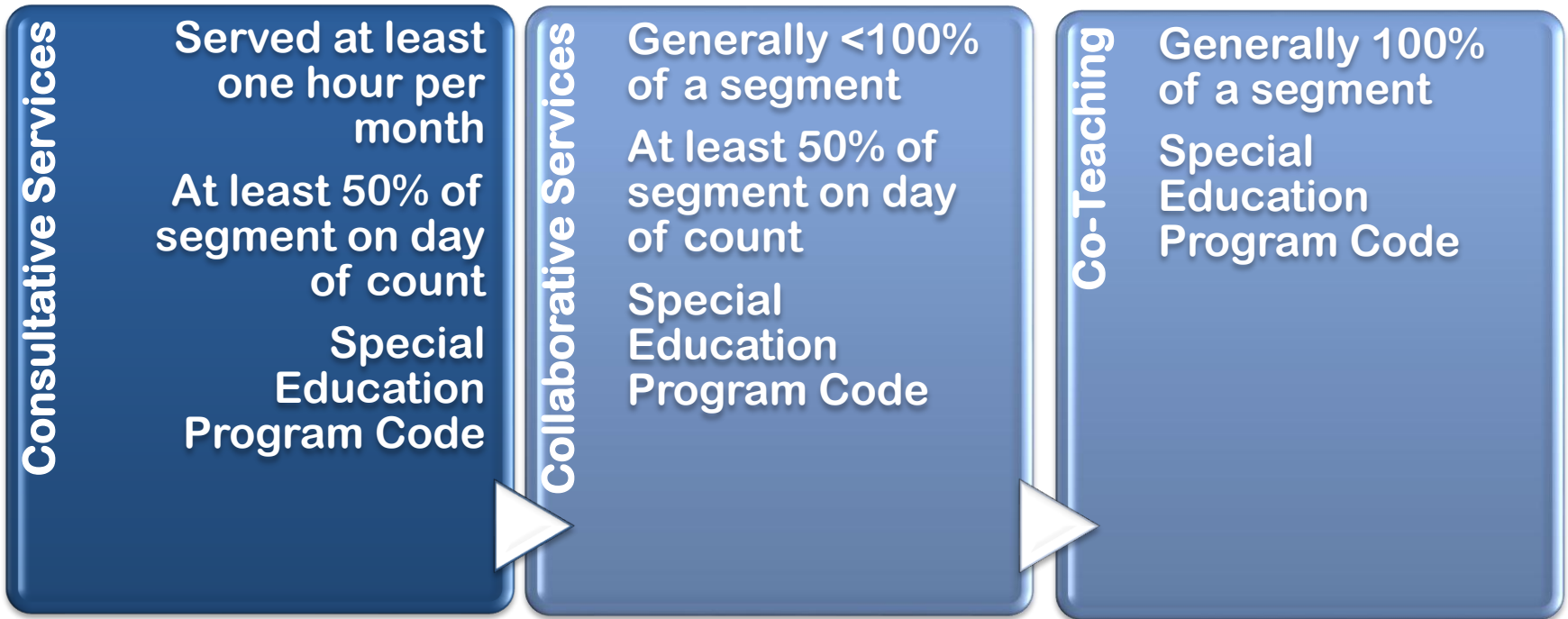
#### (d) School age placements:

1. General education classroom with age-appropriate non-disabled peers, if required by the IEP:

(i) Additional **supportive services**. The child remains in regular classroom with supplementary aids and services provided to the teacher and/or child to implement the IEP.

(ii) **Direct services**. The child remains in the regular classroom with direct services from special education personnel on a **consultative, collaborative, or co-teaching basis**.





## **Inclusion Code 9 - Collaborative Instruction**

# Federal Child Count Reporting Requirement:

- The count is to be taken on a state-designated date between October 1 and December 1 (inclusive). States must use the same count date each year.



State FTE  
Reporting

**How are  
they  
different?**

Federal IDEA  
Child Count

**Count Day  
Segment Based  
Program Weight Funding  
Grade Specific**

**School Week  
Environment Based  
Age Specific**



State FTE  
Reporting

**How are  
they  
same?**



Federal IDEA  
Child Count

**Report Type = "S" Special Education Student**

# Students Reported in the Federal Child Count

Every student with **REPORT TYPE = "S"** and **ALL IEP = "Y"** (served in a special education program) must:

- have been through due process procedures,
- have an Individualized Education Program (IEP),
- meet the eligibility requirements for the area of disability being reported for special education services, and
- be scheduled to receive instruction from a teacher certified in the area of disability noted in their IEP. (State FTE specific)



# How Are They Reported?

## Segments

- Program Codes
- Inclusion Codes

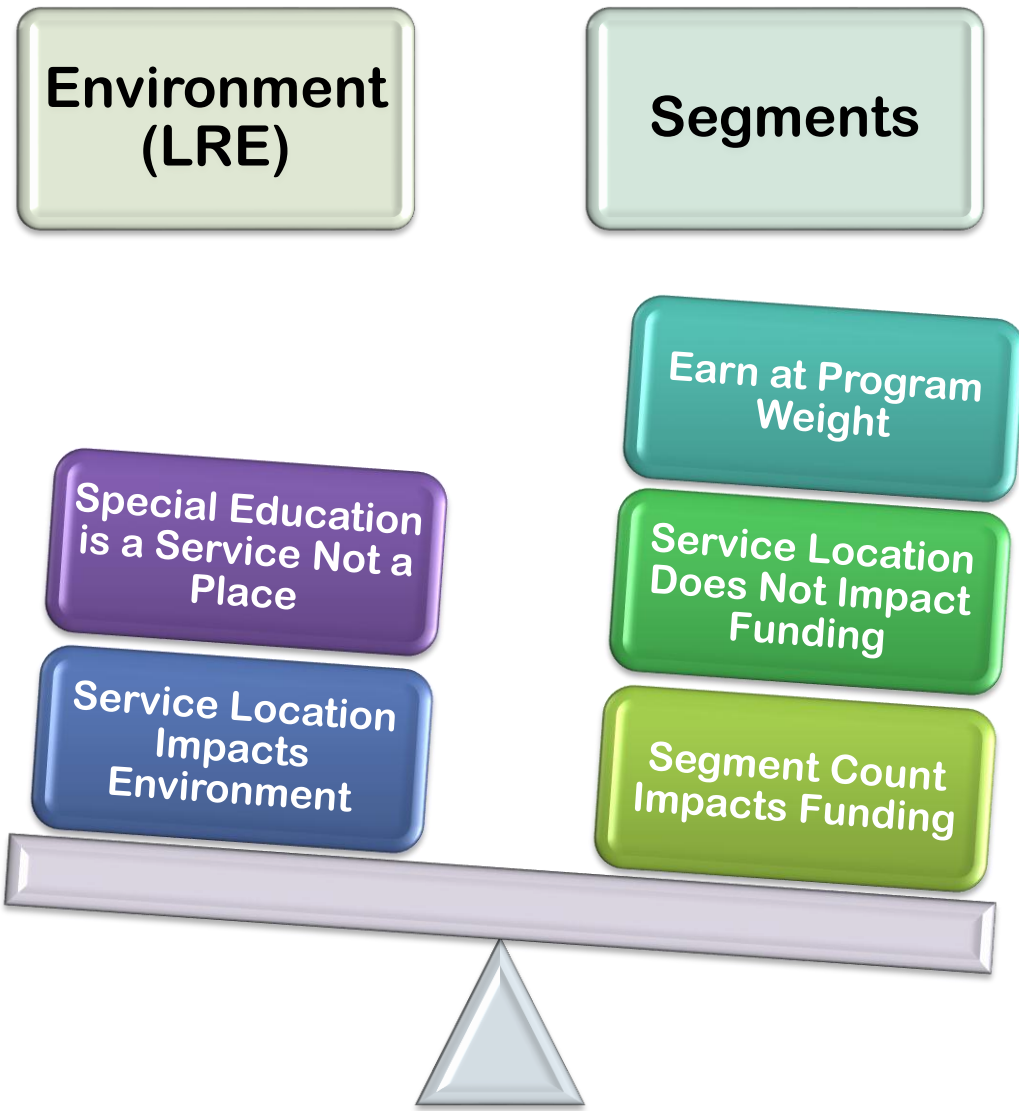
## Environment

- % of time in general education (with/without special education support)

## Hours per Week

- Cumulative hours receiving special education services regardless of location

# Environment ≠ Segments





# Georgia Department of Education

Making Education Work For All Georgians!

Search this site...



Follow Us:



RSS



Dr. John D. Barge, State School Superintendent

Home ▾

Students

Parents

Teachers

Business & Industry

Contact Us

Georgia Department of Education > Technology Services > Data Collections > Full-Time Equivalent (FTE) Resources

General Information

Collections Documentation

## Full-Time Equivalent (FTE) Resources



• [FY2014 FTE Resources](#)

• [FY2013 FTE Resources](#)

• [State Board Policies](#)




• [Errors & Warnings](#)

### General Information

- [Conference Information](#)
- [Data Collections Presentations](#)
- [FERPA Resources](#)
- [Georgia Testing Identifier \(GTID\)](#)
- [Race and Ethnicity Reporting Requirements and Resources](#)
- [Records Retention Schedules](#)
- [Transmission Dates](#)

### Collections

## General Information

- [Conference Information](#)
- [Conference Calls](#)
- [FERPA Resources](#)
- [Georgia Testing Identifier \(GTID\)](#)
- [Race and Ethnicity Reporting Requirements and Resources](#)
- [Transmission Dates](#) 
- [Records Retention Schedules](#)
- [Secure File Transfer Protocol \(SFTP\) Client Installation Manual v3 0](#)

[www.GADOE.org](http://www.GADOE.org)>[Technology Services](#)>  
[Data Collections](#)

## Collections Documentation

- [Certified/Classified Personnel Information \(CPI\)](#)
- [Class Size](#)
- [End of Pathway Assessment \(EOPA\)](#)
- [Free/Reduced Price Meal Eligibility](#)
- [Full-Time Equivalent \(FTE\) / FTE Data Survey](#) 
- [Pre-ID Labels](#)
- [Private School Report](#)
- [Student Course Profile \(SCP\)](#)
- [Student Record \(SR\)](#)

## Reports

- [Enrollment by Grade](#)
- [Enrollment by Race, Gender and Grade](#) 
- [Free/Reduced Price Meal Eligibility](#)

General Information

Collections Documentation

## FY2014 FTE Resources

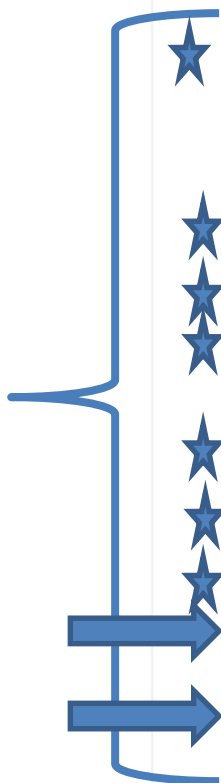
### FY2014 FTE Data Survey

- [FTE Data Survey Instructions](#)
- [FTE Data Survey Transmission Dates](#) (Posted 7/15/2013)

### FY2014 FTE Resources

- ★ • [FTE Transmission Dates](#) (Posted 7/15/2013)
- [FTE Coordinators](#)
- [GTID Coordinators](#)
- ★ • [FTE General Information](#)
- ★ • [File Layout and Edit Rules](#) (Posted 7/29/2013)
- ★ • [Data Element Detail: Cycles 1 and 3](#)
- [Categories and Weights](#)
- ★ • [GNETS FAQ's](#)
- ★ • [Guidelines for Special Education Environments: Ages 5 and Under](#)
- ★ • [Guidelines for Special Education Environments: Ages 6 - 21](#)
- [Special Education Educational Environments Calculator: Ages 5 and under](#)
- [Special Education Educational Environments Calculator: Ages 6 - 21](#)

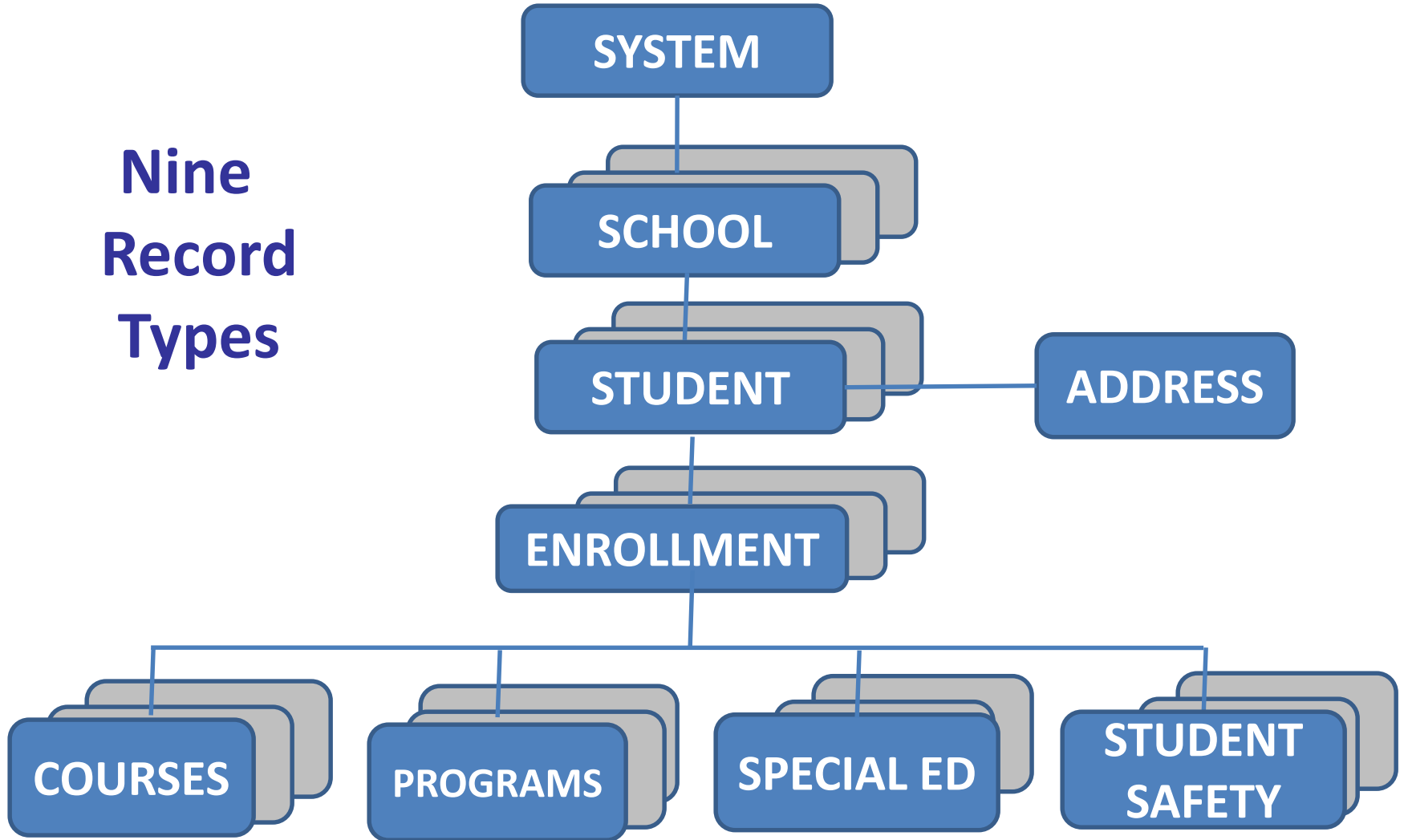
Review and Print



# Student Record

Cumulative Data for School Year

Nine  
Record  
Types



General Information

Collections Documentation

## FY2014 Student Record Resources

### General Information

- [Student Record Coordinators](#) (Posted 3/28/2014)
- [GTID Coordinators](#) (Posted 10/17/2013)
- [Data Element Detail](#) (Posted 04/18/2014)
- [Student Record Transmission Deadlines](#) (Posted 9/17/2013)
- [Special Education Guidelines](#) (Posted 11/12/2013)

### Student Record File Layouts and Edit Rules

- [System Level File Layout](#) (Posted 8/02/2013)  
System level data elements and edits
- [School Level File Layout](#) (Posted 12/10/2013)  
School level data elements and edits
- [Student Level File Layout](#) (Posted 12/30/2013)  
Student Record level data elements and edits
- [Course Level File Layout](#) (Posted 04/29/2014)  
Course data elements and edits
- [Student Safety File Layout](#) (Posted 4/23/2013)  
Discipline and Student Safety data elements and edits
- [Enrollment Level File Layout](#) (Posted 02/04/2014)  
Enrollment level data elements and edits
- [Student Address File Layout](#) (Posted 8/05/2013)  
Student Address data elements and edits
- [Program Level File Layout](#) (Posted 4/29/2013)  
Program data elements and edits
- [Special Education Level Layout](#) (Posted 12/31/2013)  
Special Education

### Related Information

- [List of PSO institutions and codes](#) (Posted 4/23/2014)
- [Place of Birth Codes](#) (Posted 11/12/2013)
- [Errors and Warnings](#)
- [GNETS FAQ](#) (Posted 12/17/2013)
- [Student Support Teams \(SST\)](#)



## FY2014 Student Record - SPECIAL EDUCATION Level File Layout

### Special Education Level Record Layout (G01)

Element ID	Layout ID	Element	Field Type	Format	Length	Starting Position	Ending Position	Description	Edits	Edit #
									A student level record was found for this student with a <b>PRIMARY AREA</b> . At least one Special Education Record is required for <b>EVENT CODE '05'</b> (Initial IEP Meeting) or <b>EVENT CODE '07'</b> (IEP Annual Review).	E088
SPE006	G006	RECORD TYPE	A	xxx	3	22	24	Identifies the record layout.	Equals 'G01' for Special Education Level Record Layout.	E825
SPE007	G007	EVENT CODE	A	xx	2	25	26		<p>Must be one of the following codes:                      '01' = Babies Can't Wait Notification                      '02' = Parent Consent to Evaluation                      '03' = Initial Evaluation                      '04' = Initial Eligibility Determination                      '05' = Initial IEP Meeting                      '06' = Initial IEP Placement/Transition Service Begin                      '07' = IEP Annual Review                      '08' = Re-Eligibility Determination                      '09' = Special Education Exit                      '10' = Parent Revoked Consent</p> <p><del>An IEP Meeting (<b>EVENT CODE '05'</b>) reported for student but no placement has occurred. Please verify data. See report SEnnn regarding eligible students not placed.</del></p> <p>Multiple exit reasons (<b>EVENT CODE = '09' and '10'</b>) reported for student with the same <b>EVENT DATE</b>.</p>	<p>E594</p> <p><del>W067</del></p> <p><b>E316</b></p>



# Special Education Event Calendar

**Event 01**  
Babies Can't Wait

**Event 05**  
Initial IEP

**Event 09**  
Special Education Exit

**Event 02**  
Consent for Evaluation

Date of initial IEP for special education time spent in placement returned to general education or dismissed

**Event 06**  
Initial Placement

Date student no longer meets eligibility special

Parental Consent for Initial Evaluation

**Event 03**  
Initial Evaluation

Date of initial placement in special education first time in special education in GA, or return to special education after dismissal or revocation

**Event 10**  
Revocation of Consent

Last date student receives services after parental revocation of consent for

Date of event

**Event 04**  
Initial Eligibility

Date of initial eligibility for special education, first time special education placement in GA, or return to special education after dismissal or parental revocation

**Event 07**  
IEP Annual Review(s)

Date(s) annual review conducted the reporting window

**Event 08**  
Redetermination

Date of placement in special education  
Special education eligibility redetermination

<b>Event Code</b>	<b>Event Name</b>	<b>Event Code</b>	<b>Event Name</b>
<b>'01'</b>	<b>Babies Can't Wait Transition</b>	<b>'07'</b>	<b>IEP Annual Review</b>
<b>'02'</b>	<b>Parent Consent to Evaluation</b>	<b>'08'</b>	<b>Eligibility Redetermination</b>
<b>'03'</b>	<b>Initial Evaluation</b>	<b>'09'</b>	<b>Special Education Exit</b>
<b>'04'</b>	<b>Initial Eligibility Determination</b>	<b>'10'</b>	<b>Parental Revocation of Consent</b>
<b>'05'</b>	<b>Initial IEP Meeting</b>		
<b>'06'</b>	<b>Initial IEP Placement/</b>		

# Event Codes

- Event codes **“01” to “06”** report initial special education placement in Georgia.
- Event codes **“07” and “08”** report annual or triennial status.
- Event code **“09”** is used **ONLY** when a student is no longer eligible for special education.
- Event code **“10”** is used **ONLY** when parents revoked consent for special education.



# Initial Event Codes



- Event codes **'01' to '06'** report “Initial” events. For reporting purposes, “Initial” events meet one of the following conditions:
  - Student with first time special education placement in Georgia, or
  - Student reported in the prior year Student Record as special education student , returned to general education (Event Code 09) and subsequently re-referred, or
  - Student for whom parents revoked consent for special education (Event Code 10) and subsequently re-referred.



- The following records are required for new special education students:

Initial Eligibility Determination **'04'**,  
Initial IEP Meeting **'05'**, and  
Initial IEP Placement **'06'**.

t



Adopts Other District in Georgia Eligibility/IEP	Meeting to Accept Other District in Georgia Eligibility/IEP Information but Move Information to District Specific Eligibility/IEP Forms	Enrolls from Another District in Georgia During the Initial Referral Process
Previous district(s) reports all events that occurred while the student was enrolled in that district	<b>Redetermination Eligibility '08'</b> – Expires 3 years from date of district eligibility determination	If the student enrolls after the timeline has begun but prior to a determination, the district must ensure sufficient progress to a prompt completion of the evaluation and the parent and the district must agree to a specific time when the evaluation will be completed
	<b>Annual IEP Review '07'</b> – Expires as indicated on the district developed IEP but not greater than one year from date of development	<b>Initial Evaluation '03'</b> - The parent and the district must agree to a specific time when the evaluation will be completed
		<b>Initial Eligibility '04'</b> - The parent and the district must agree to a specific time when the evaluation will be completed
		<b>Initial IEP '05'</b> – 30 day timeline after completion of evaluation/eligibility applies
		<b>Initial Placement '06'</b> – 30 day timeline after completion of evaluation/eligibility applies

# Student Record Special Tools Menu

County

[Go To the Main Menu](#)

## Special Tools Menu



[Individual Student Record](#)



[ADHOC Query](#)




[SPEDHIST-GTID Claimed Student Sp. Ed. History Report](#)



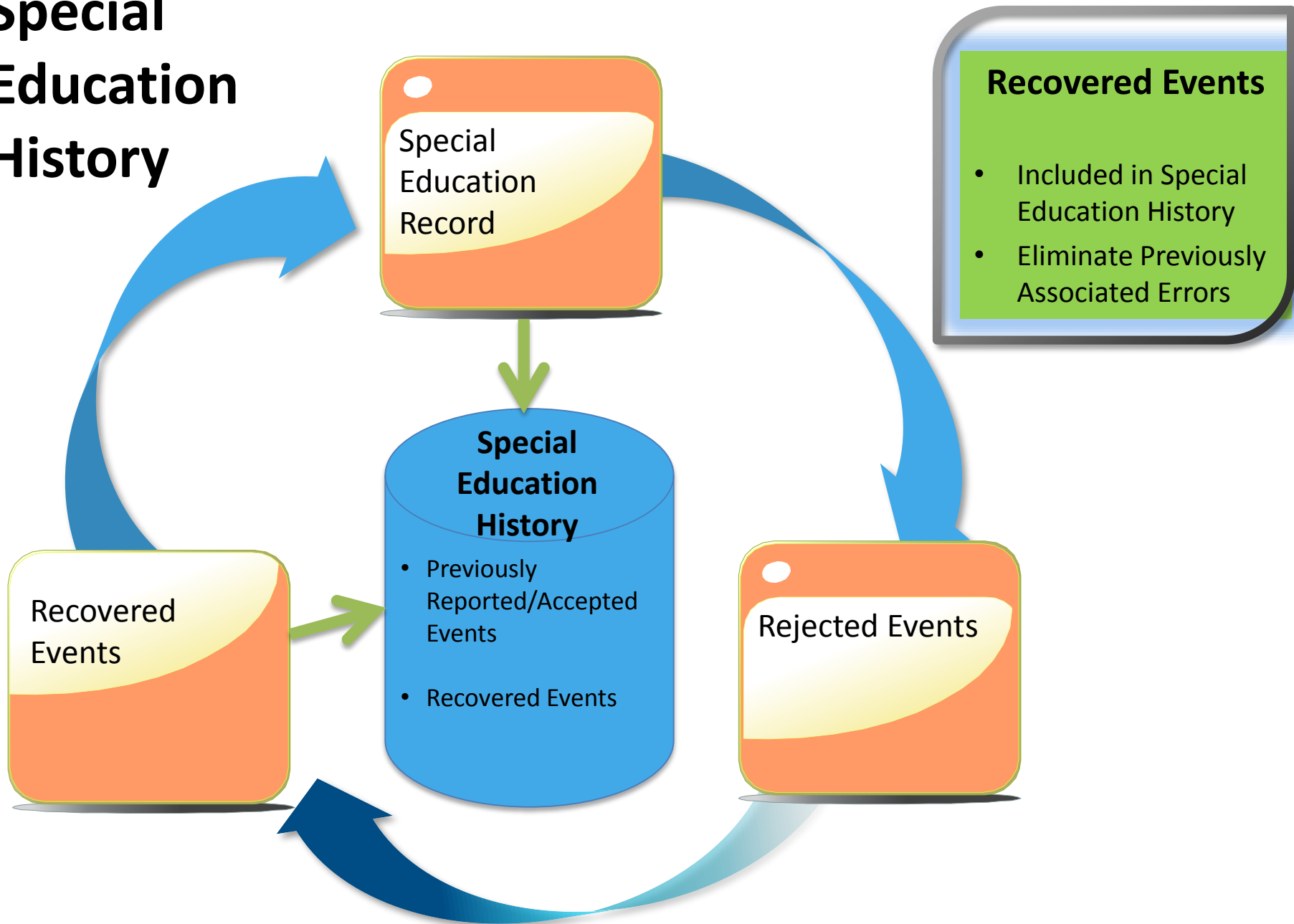
[Special Ed Event Rejection Recovery](#)



[SE076 - Rejection Report](#)



# Special Education History





# Special Education History

Georgia Department of Education  
Student Record Data Collection System (FY2010)

Special Education History as of 09/14/010 08:54:43 AM  
600-Sample County

School: All Schools

Report Selection:  
All claimed students, all Special Education Events  
All claimed SWD students list  
Only SWD students with Events in other districts

Claim Start Date: 7/1/2010

Claim End Date: 9/10/2010

[Download Data](#)

## Special Education History For Students Claimed between 7/1/2010 and 9/10/2010

Claim School Student ID ID	GTID	Student Name	Last Primary Area	System Id and Name	School Id and Name	Event	Event Date
----------------------------------	------	--------------	-------------------------	--------------------	--------------------	-------	------------

# Recovery – Rejection Codes 01 through 08



## ***SIS Vendor Issue***

*The same event with the same date is being reported more than once in the same file.*

## **Already in History**

- Same event with same date is already in history.
- Why are you submitting again?

## **Check Dates**

- This event did not occur during this fiscal year.
- This event did not occur while this student was enrolled in your district.
- Are you sure your dates are correct?

## **Check Enrollment**

- This student does not have an enrollment record for your district.
- Why are reporting a student not enrolled in your district?

# Special Education Rejection Recovery

CURRENT SPECIAL ED HISTORY									
Student Name Doe, Jane R Student ID : 123456789 GTID : 1122334455 Primary Area : Significant Development Delay									
Special Education History as of 12/07/2011 03:38:43 pm									
Reporting School Year	System Id and Name	School Id and Name	Event	Event Date	Student Present at Conference	Parent Present at Conference	Current Year Event Data	Date Moved From Rejected	Link To Comments
2011	600- Test County	0277- Test County Primary School	07-IEP Annual Review	20101102	N	N	Yes		
2011	600- Test County	0277-Test County Primary School	08-Re-Eligibility Determination	20101102			Yes	20120305	<a href="#">Comments</a>
2010	600- Test County	0277-Test County Primary School	08-Re-Eligibility Determination	20091112			No		
2010	600- Test County	1050- Test Elementary School	08-Re-Eligibility Determination	20091112			No	20120406	<a href="#">Comments</a>
2010	600- Test County	0277- Test County Primary School	07-IEP Annual Review	20091112	N	N	No		

To select rejected record(s) for move to Current History, click on the check box to the right of each needed record. Comments will be required, and should be related to the records checked.

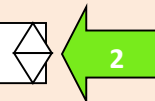
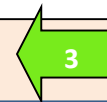
REJECTED RECORDS							
Student Name : Doe, Jane R Student ID : 123456789 GTID : 1122334455 Primary Area : Significant Development Delay							
REJECTED SPECIAL EDUCATION EVENT RECORDS – REPORTING YEAR 2012							
System Id and Name	School Id and Name	Event	Event Date	Student Present at Conference?	Parent Present at Conference?	Current Year Event Data?	MOVE
600- Test County	0277- Test County Primary School	07-IEP Annual Review	20110402	N	N	Yes	<input checked="" type="checkbox"/>
600- Test County	0277- Test County Primary School	08-Re-Eligibility Determination	20101102			Yes	<input type="checkbox"/>
600- Test County	0277- Test County Primary School	08-Re-Eligibility Determination	20091112			No	<input type="checkbox"/>
600- Test County	0277- Test County Primary School	08-Re-Eligibility Determination	2011502			No	<input checked="" type="checkbox"/>
600- Test County	0277- Test County Primary School	07-IEP Annual Review	20091112	N	N	No	<input type="checkbox"/>

Enter comments for checked record(s):

Then click Move button



**MOVE RECORDS TO CURRENT HISTORY**



# Special Education Rejection Recovery

CURRENT SPECIAL ED HISTORY									
Student Name Doe, Jane R Student ID : 123456789 GTID : 1122334455 Primary Area : Significant Development Delay									
Special Education History as of 12/07/2011 03:38:43 pm									
Reporting School Year	System Id and Name	School Id and Name	Event	Event Date	Student Present at Conference	Parent Present at Conference	Current Year Event Data	Date Moved From Rejected	Link To Comments
2011	600- Test County	0277- Test County Primary School	07-IEP Annual Review	20101102	N	N	Yes		
2011	600- Test County	0277-Test County Primary School	08-Re-Eligibility Determination	20101102			Yes	20120305	<a href="#">Comments</a>
2010	600- Test County	0277-Test County Primary School	08-Re-Eligibility Determination	20091112			No		
2010	600- Test County	1050- Test Elementary School	08-Re-Eligibility Determination	20091112			No	20120406	<a href="#">Comments</a>
2010	600- Test County	0277- Test County Primary School	07-IEP Annual Review	20091112	N	N	No		


## DROP-DOWN COMMENT OPTIONS:

- 1) Event occurred at this school prior to the enrollment date (example: over the summer).
- 2) Reporting event that occurred at a previously attended school in Georgia.
- 3) Event occurred prior to enrollment in Georgia.
- 4) Other: (Enter at least 10-word-minimum explanation why checked records require move to history.)

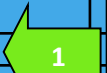
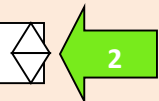
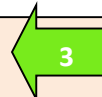
System	System Id and Name	School Id and Name	Event	Event Date	Student Present at Conference?	Parent Present at Conference?	Event Data?	Move to History?	Comments
600- Test County	0277- Test County Primary School	07-IEP Annual Review	20110402		N	Yes	<input checked="" type="checkbox"/>	1	
600- Test County	0277- Test County Primary School	08-Re-Eligibility Determination	20101102			Yes	<input type="checkbox"/>		
600- Test County	0277- Test County Primary School	08-Re-Eligibility Determination	20091112			No	<input type="checkbox"/>		
600- Test County	0277- Test County Primary School	08-Re-Eligibility Determination	2011502			No	<input checked="" type="checkbox"/>	1	
600- Test County	0277- Test County Primary School	07-IEP Annual Review	20091112		N	No	<input type="checkbox"/>		

Enter comments for checked record(s):

Then click Move button



**MOVE RECORDS TO CURRENT HISTORY**



# Special Education Rejection Recovery

Student Name : Doe, Jane R Student ID : 123456789 GTID : 1122334455 Primary Area : Significant Development Delay										
Special Education History as of 12/07/2011 03:38:43 pm										
Reporting School Year	System Id and Name	School Id and Name	Event	Event Date	Student Present at Conference?	Parent Present at Conference?	Current Year Event Data?	Date Moved From Rejected	Link To Comments	
2011	600- Test County	0277-Test Primary School	07-IEP Annual Review	20101102	N	N	Yes			
2011	600- Test County	0277-Test Primary School	08-Re-Eligibility Determination	20101102			Yes	20120305	<a href="#">Comment</a>	
2010	600- Test County	0277-Test Primary School	08-Re-Eligibility Determination	20091112			No			
2010	600- Test County	1050-Test Elementary Schl	08-Re-Eligibility Determination	20091112			No	20120406	<a href="#">Comment</a>	
2010	600- Test County	0277-Test Primary School	07-IEP Annual Review	20091112			No			
2012	600- Test County	0277-Test Primary School	07-IEP Annual Review	20110402	N	N	No	20120215	<a href="#">Comment</a>	
2012	600- Test County	0277-Test Primary School	08-Re-Eligibility Determination	20110502			No	20120215	<a href="#">Comment</a>	

4 "results"

Selected records are removed from rejected list and added to current special ed events.

REJECTED RECORDS							
Student Name : Doe, Jane R Student ID : 123456789 GTID : 1122334455 Primary Area : Significant Development Delay							
REJECTED SPECIAL EDUCATION EVENT RECORDS – REPORTING YEAR 2012							
System Id and Name	School Id and Name	Event	Event Date	Student Present at Conference?	Parent Present at Conference?	Current Year Event Data?	MOVE
600- Test County	0277- Test County Primary School	08-Re-Eligibility Determination	20101102			Yes	<input type="checkbox"/>
600- Test County	0277- Test County Primary School	08-Re-Eligibility Determination	20091112			No	
600- Test County	0277- Test County Primary School	07-IEP Annual Review	20091112	N	N	No	

# Student Record Special Tools Menu

County

[Go To the Main Menu](#)

## Special Tools Menu



[Individual Student Record](#)



[ADHOC Query](#)



[SPEDHIST-GTID Claimed Student Sp. Ed. History Report](#)



[Special Ed Event Rejection Recovery](#)



[SE076 - Rejection Report](#)

Crossing Districts  
Lines  
Without Getting  
Lost

[Return to Menu](#)

School:

OR Please Type either Student ID or Last Name for search:

OR Enter GTID:

[Printable Version](#)

		Disability	Special Edu	Program Level	Errors
Student ID		GTID			
Student Name		Student Status			
Gender		Race			
Address		City, State, Zip			
Birth Date		Age			
Birth Place		Date of Entry to US School			
Grade Level		ESOL			
Free/Reduced Price Meal Eligibility		Gifted Referral Status			
Gifted Eligibility Status		Gifted Service Status			
English Learner		Migrant			
Primary Language		Graduation Program of Study			
Remedial Ed. Subject Code		Primary Area of Exceptionality	Other Health Impairment		
Part Time Student?		Environment Code			
Date Entered 9th Grade		Homeless Primary Night Shelter			
EL Monitor Year		EL Monitor Basis			
SWD Monitor Year		EIP Subject			
Diploma Type		CCAЕ	N		
Career Technical Instruction	N	Non-ESOL	-		
SST	N	U.S. School Less Than 3 Years	N		
PRE-K Program Code	-	Career Interest Inventories			
Career Awareness Lessons		21ST Century Skills Assessment			
Career Portfolio		Individual Graduation Plan			

Student ID		GTID	
Student Name		Student Status	Active

District	School	Event ID	Event Date	Student Present at Conf.	Parent Present at Conf.	Is it Current Year Event	Date Moved from Rejected	Link to comments
		07-IEP Annual Review	05/24/2011	No	Yes	No		
		07-IEP Annual Review	05/11/2010	Yes	Yes	No		
		07-IEP Annual Review	03/23/2009	No	No	No		
		08-Re-Eligibility Determination	03/23/2009			No		
		07-IEP Annual Review	03/20/2008	No	Yes	No		
		08-Re-Eligibility Determination	03/19/2010			No	➔	C
		08-Re-Eligibility Determination	03/06/2008			No		
		07-IEP Annual Review	02/16/2012	Yes	Yes	No		
		08-Re-Eligibility Determination	02/16/2012			No		
		08-Re-Eligibility Determination	02/13/2007			No		
		07-IEP Annual Review	02/13/2007		Yes	No		
		07-IEP Annual Review	02/11/2013	Yes	Yes	Yes		



# SR-Student Level Record E872

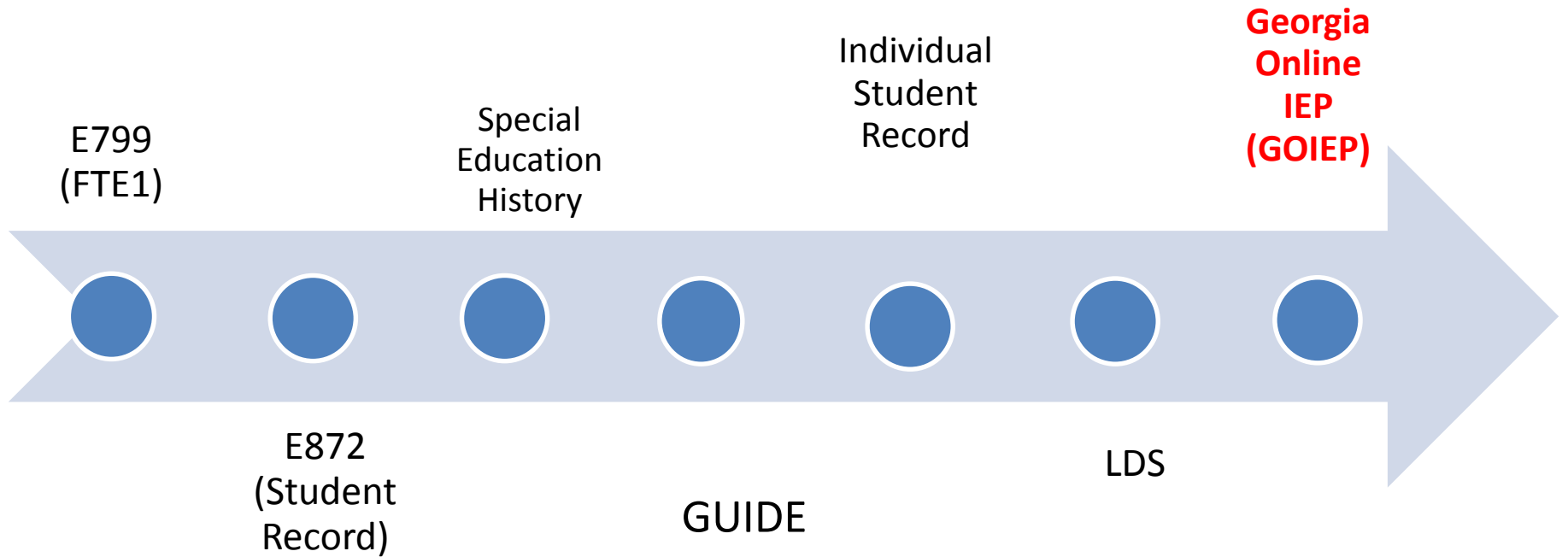
- Student reported with **PRIMARY AREA** and no exit event last school year, but student not reported with **PRIMARY AREA** this school year.

If a student has a current IEP and/or eligibility you **MUST** report with a primary area even if you did not serve the student.


**Non-notification does not reflect parental revocation of services.**



# We Did Not Know?



12:00  
Tuesday, June 18



# Special Education 'App'lications

# My GaDOE Web Portal

You must be provisioned to access special educations collections.

Georgia Department of Education Website

<http://www.gadoe.org>.

Information Systems Customer Support Center

[dticket@doe.k12.ga.us](mailto:dticket@doe.k12.ga.us).

The MyGaDOE Login is located at the bottom of the page.



## Departments

Organization Structure  
Curriculum, Instruction and Assessments  
External Affairs and Policy  
Finance and Business Operations  
Race to the Top (RT3)  
School Improvement  
School Turnaround  
Technology Services

## Programs & Initiatives

Career Pathways  
Charter Schools  
Career, Technical, and Agricultural Education

## Data & Reports

Career, Technical, and Agricultural Education Reports  
Financial Reports  
School Reports  
Adequate Yearly Progress (AYP)  
MyGaDOE Login



## Learning & Curriculum

GeorgiaStandards.org  
Standards & Curriculum  
Testing/Assessment

## GaDOE

About Us  
Policies  
State Board of Education  
Working at GaDOE

Exceptional Students

- Alerts
- SLDS Support
- AYP Reports
- Calendar
- Consolidated Application
- Special Education Annual Reports
- Data Collection
- Data Wizard Editor
- Documents**
- Dispute Resolution
- Facility and School Registry
- Student Profile
- News
- Other Legacy Applications
- Message Center
- GSEG Home
- Request Approval
- SE Postsecondary Outcomes
- SE Timelines
- SE PreSchool
- SE Continuation of Services
- SE Transition Planning

File Name:

Created By:

Document Type:

Browse by Category

Folders represent document categories. Click a folder to expand it, or click a folder title to list documents in that category. Results are displayed in column two.

- Administrative
- Enterprise
- Database Administration
- Project Development
- Title IX
- Public
- GSSIS
- GSO
- AYP/NCLB
- Special Education
- Student Health Survey
- Message Center

**Category:** (searchable category links)

Special Education | [District Liaison Update](#) | [FY08 FM Prof. Surveys](#) | [archived documents](#)

Prev [1] of 1 Next # Files per page


File Name	Created By	Date	
Disproportionality Self-Assessment Monitoring Protocol_FY13.docx	Chris Rivera	Feb 27 2013 9:19AM	
Disproportionality Self-Assessment Monitoring Protocol_FY13.docx	Zelphine Smith-Dixon	Jan 10 2013 3:47PM	
FY11 Portal Posted 1_4_12 Discipline Disproportionality.xls	Bonnie Dye	Jan 6 2012 7:29AM	
FY12 Discipline Data for Publication in Documents_PDF.pdf	Bonnie Dye	Oct 9 2012 12:28PM	
FY13 Continuation of Services Reporting Documentation.docx	Bonnie Dye	Feb 27 2013 8:32AM	
FY13 Disproportionality Determinations for ID and Placement Portal Reposting.xlsx	Bonnie Dye	Mar 11 2013 10:42AM	
FY13 Timeline Summary Reporting Documentation.doc	Bonnie Dye	Feb 27 2013 7:27AM	
FY13 Transition Planning Survey Reporting Documentation.docx	Bonnie Dye	Feb 27 2013 7:08AM	
FY2013 Postsecondary Outcomes Survey for 2011-12 Exiters Reporting Documentation.doc	Bonnie Dye	Feb 27 2013 7:46AM	

# **Timelines**

**APR Indicators 11 and 12**

School System:

Initial Eligibility (All Students)		SPP/APR INDICATOR 11		Babies Can't Wait (BCW)		SPP/APR INDICATOR 12	
Childfind Timelines				Transition Timelines			
1.	Total # of completed referrals		471	1a.	Total # BCW Transition Conferences		114
				1b.	Total # Transition referrals w/consents from BCW		114
2.	Total Referrals Minus Exceptions (Row 1 - Row 10)		469	2.	Total Referrals Minus Exceptions (Row 1b - Row 10)		113
3.	# Eligible on time		387	3.	# Eligible with IEP implemented BY 3		77
4.	# Eligible late		4	4.	# Eligible with IEP implemented AFTER 3		2
5.	# Ineligible on time		80	5.	# Ineligible BY 3		35
6.	# Ineligible late		0	6.	# Ineligible AFTER 3		0
7.	Total # Completed on time		467	7.	Total # Completed on time (by 3)		112
8.	% Completed on time		99.57%	8.	% Eligible with IEP implemented by 3		98.72%
9.	Total # Completed late		4	9.	Total # Completed late (after 3)		2
10.	Total # Exceptions*	Exceptions 1,2,3	2	10.	Total # Exceptions*	Exceptions 1,2,4,5	1
11.	Total # Counted As Late (Submit reasons for lateness for all timelines in the space below.)		2	11.	Total # Counted As Late (Submit reasons for lateness for all timelines in the space below.)		1
12.	% Completed late		0.43%	12.	% Completed late		0.88%
13.	Range of days late for "Total # counted as Late" (Row 11)	1-10 days	2	13.	Range of days late for "Total # counted as Late" (Row 11)	1-10 days	1
		11-30 days	0			11-30 days	0
		31-60 days	0			31-60 days	0
		> 60 days	0			> 60 days	0
		Total	2			Total	1


 CALCULATE


 SAVE

Errors found - Please make sure you have entered valid data in the highlighted areas.

School System:

Initial Eligibility (All Students)		SPP/APR INDICATOR 11		Babies Can't Wait (BCW)		SPP/APR INDICATOR 12	
Childfind Timelines				Transition Timelines			
1.	Total # of completed referrals		800	1a.	Total # BCW Transition Conferences		114
				1b.	Total # Transition referrals w/consents from BCW		114
2.	Total Referrals Minus Exceptions (Row 1 - Row 10)		798	2.	Total Referrals Minus Exceptions (Row 1b - Row 10)		113
3.	# Eligible on time		387	3.	# Eligible with IEP implemented BY 3		77
4.	# Eligible late		4	4.	# Eligible with IEP implemented AFTER 3		2
5.	# Ineligible on time		80	5.	# Ineligible BY 3		35
6.	# Ineligible late		0	6.	# Ineligible AFTER 3		0
7.	Total # Completed on time		467	7.	Total # Completed on time (by 3)		112
8.	% Completed on time		58.52%	8.	% Eligible with IEP implemented by 3		98.72%
9.	Total # Completed late		4	9.	Total # Completed late (after 3)		2
10.	Total # Exceptions*	Exceptions 1,2,3	2	10.	Total # Exceptions*	Exceptions 1,2,4,5	1
11.	Total # Counted As Late (Submit reasons for lateness for all timelines in the space below.)		2	11.	Total # Counted As Late (Submit reasons for lateness for all timelines in the space below.)		1
12.	% Completed late		0.25%	12.	% Completed late		0.88%



Reasons Late for "Total Number Counted as Late" (Row 11)	Initials	BCW
Student delays (i.e. excessive absences)	<input type="text" value="1"/>	<input type="text" value="5"/>
Parent delays (i.e. cancelling meetings, not providing relevant information in a timely manner)	<input type="text" value="0"/>	<input type="text" value="5"/>
Teacher/Evaluator delays (i.e. teachers not following through, lack of psychologists, diagnosticians, or speech-language pathologists)	<input type="text" value="1"/>	<input type="text" value="0"/>
System errors (i.e. no tracking system in place, errors in tracking, error in policies and procedures)	<input type="text" value="0"/>	<input type="text" value="0"/>
Other (Explain)	<input type="text" value="0"/>	<input type="text" value="0"/>
<b>Total</b>	<b>2</b>	<b>10</b>

The timelines data has been calculated successfully.

CALCULATE

SAVE



SUBMIT

Timeline data has been successfully submitted by Bonnie Dye 8:00am July 28, 2013

# **Postsecondary Outcomes**

APR Indicator 14

**Includes students reported in prior year Student Record as ex**

[System Data Submission](#) > Post Secondary Data Collection Entry

School Year:  System: County (6 )

School:

Save All

GTID	Last Name	First Name	Gender	LEP	Primary Area of Disability	Race / Ethnicity	Exit Status	Postsecondary Activity
6822284156		Tavish	M	N	Emotional/Behavioral Disorder	Black	Special Education Diploma or Certificate of Attendance	<input type="text" value="Please select.."/>
8747237402		Laura	F	N	Other Health Impairment	Hispanic	Special Education Diploma or Certificate of Attendance	<input type="text" value="Please select.."/>

# Postsecondary Activities

- **Enrolled in Higher Education (1)**
- **Competitive Employment (2)**
- **Enrolled in Other Postsecondary Education or Training (3)**
- **Other Employment – Part-Time, Self and Supported Employment (4)**
- **Other Employment - Sheltered Work or Day Habilitation (5)**
- **Deceased (6)**
- **On Waiting List (7)**
- **Unengaged (8)**
- **Returned to High School (9)**
- **Unable to Contact (10)**



## Returned to High School (9)

**Valid** for individuals with an **“Exit Status”** of **“Drop Out”** who returned to school and are enrolled in school between April 1 and the close of the school year.

**Or**

**Valid** for individuals with an **“Exit Status”** of **“Special Education Diploma”** who returned to school and are enrolled in school between April 1 and the close of the school year.



FY13 District Determination: 2011-2012 Data

District Name: County

<p><b>Indicator 11</b> <i>Initial evaluations (Child Find) completed within 60 days</i></p>	<p>Yes <input checked="" type="checkbox"/> No <input type="checkbox"/></p> <p>If "Yes" <u>Indicator Status</u> "Yes"</p> <p>If "No" Move to Meets Substantial Compliance Col</p>	<p>Yes <input type="checkbox"/> No <input type="checkbox"/></p> <p>95% Substantial Compliance</p> <p>If "Yes" <u>Indicator Status</u> "Yes"</p> <p>If "No" <u>Indicator Status</u> "No"</p> <p>⇒ ⇒</p>	<p>Yes <input checked="" type="checkbox"/> No <input type="checkbox"/></p>
<p><b>Indicator 12</b> <i>Part C to Part B Transitions (Early Childhood Transitions)</i></p>	<p>Yes <input checked="" type="checkbox"/> No <input type="checkbox"/></p> <p>If "Yes" <u>Indicator Status</u> "Yes"</p> <p>If "No" Move to Meets Substantial Compliance Column</p>	<p>Yes <input type="checkbox"/> No <input type="checkbox"/></p> <p>95% Substantial Compliance</p> <p>If "Yes" <u>Indicator Status</u> "Yes"</p> <p>If "No" <u>Indicator Status</u> "No"</p> <p>⇒ ⇒</p>	<p>Yes <input checked="" type="checkbox"/> No <input type="checkbox"/></p>
<p><b>Indicator 13</b> <i>Measurable Postsecondary Goals for Transition</i></p>	<p>Yes <input checked="" type="checkbox"/> No <input type="checkbox"/></p> <p>If "Yes" <u>Indicator Status</u> "Yes"</p> <p>If "No" Move to Meets Substantial Compliance Column</p>	<p>Yes <input type="checkbox"/> No <input type="checkbox"/></p> <p>75% Substantial Compliance</p> <p>If "Yes" <u>Indicator Status</u> "Yes"</p> <p>If "No" <u>Indicator Status</u> "No"</p> <p>⇒ ⇒</p>	<p>Yes <input checked="" type="checkbox"/> No <input type="checkbox"/></p>
<p><b>Indicator 20</b> <i>Timely and Accurate Data</i></p>	<p>Yes <input checked="" type="checkbox"/> No <input type="checkbox"/></p> <p>If "Yes" <u>Indicator Status</u> "Yes"</p> <p>If "No" Move to Meets Substantial Compliance Column</p>	<p>Yes <input type="checkbox"/> No <input type="checkbox"/></p> <p>85% Substantial Compliance</p> <p>If "Yes" <u>Indicator Status</u> "Yes"</p> <p>If "No" <u>Indicator Status</u> "No"</p> <p>⇒ ⇒</p>	<p>Yes <input checked="" type="checkbox"/> No <input type="checkbox"/></p>

\*The district must receive a "Yes" in the required areas to Meets Requirements.